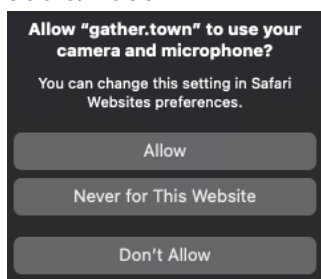


## Gather Town instructions for attendees

Gather.town is an online conference platform that uses proximity audio/video chat and does **NOT** require a software download to participate.

Quick start:

- **Note:** You will need to use **Chrome or Firefox** as Safari is currently in beta-testing, and often does not work. See here for further tips: <https://support.gather.town/help/browser-settings-and-permissions>.
- **Gather Town link:** <https://gather.town/j/176GuSzh>
- After entering the networking space, please give your browser permissions for audio/video:







- Enter your name when prompted and chose your avatar. The avatar settings can be changed and customized at the later stage.
- You will arrive in a space that looks like this:



- **Navigate the space and move your avatar using arrow keys**
  - If the arrow keys are not working, click anywhere in the space and try again.

- You will be able to see and hear people “near” you via a localized video conference. If you walk away, you will no longer see/hear them.
  - “Walk” around and check out the space. Talk to whomever you like!
  - Each individual poster space can support 15 attendees. If a space is very busy, explore other posters.
  - All posters are interactable, and they will light up when you get close to them. Hit the **‘x’ key to enlarge a poster**. To exit the poster, either hit the ‘x’ key again or simply close the window using the button at top-right.
  - If you are stuck in between people, **use the ‘g’ key to hop over other avatars**. ‘g’ will put you in a ghost mode.
- **To leave Gather Town, simply close the browser window or tab**

#### Additional features and icons:

-  The **messaging feature** located on the left side of the screen allows you to message people individually, locally (those near you), or globally (all attendees).
-  Clicking on the participant panel on the left side of the screen shows all attendee names. Clicking on a name and selecting “Locate” shows you where they are, and ‘Follow’ will automatically take you there.
-  The **mini map** can be used to view the entire space (zoomed out).
-  The **raise hand** feature is available within reactions if you need assistance.

#### Technical difficulties:

- Refreshing the page will fix most things.
- If that doesn’t work, try muting and unmuting your mic and camera in Gather.
- Check if your browser permits camera and mic access. You can also re-enter the space using Google Chrome’s incognito mode. You will be prompted to give these permissions and your audio/video should work.
- Additional troubleshooting can be found at <https://gather.town/video-issues>

#### Using a Phone or Tablet:

- Please note that while the platform can be used on a phone or tablet, the **capabilities are limited**.
- You **will not be able to** view documents or turn your video on.
- You **will be able to** move around by using the arrow keys on your device screen and the audio for interacting with others should work. You can mute/unmute by tapping the bottom right side of the screen.