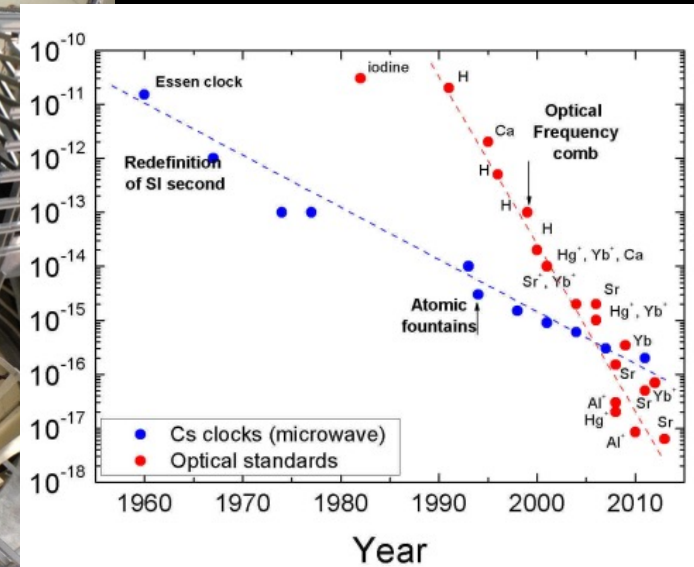


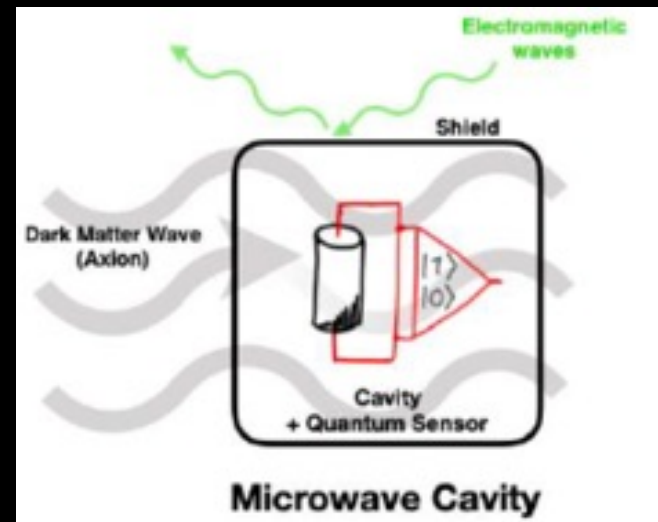


Quantum Technologies for Fundamental Physics

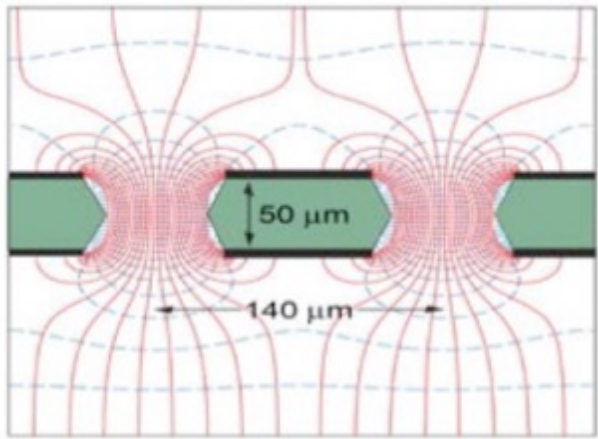
The Science & The Quantum Technologies Landscape




*Ian Shipsey,
Oxford University*

Technology Classification for the ECFA R&D Roadmap


GASEOUS



NOBLE LIQUIDS



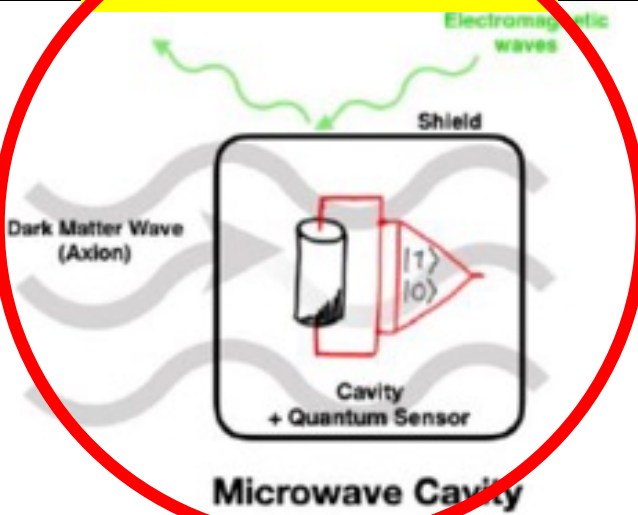
SOLID STATE




PHOTODETECTORS




QUANTUM



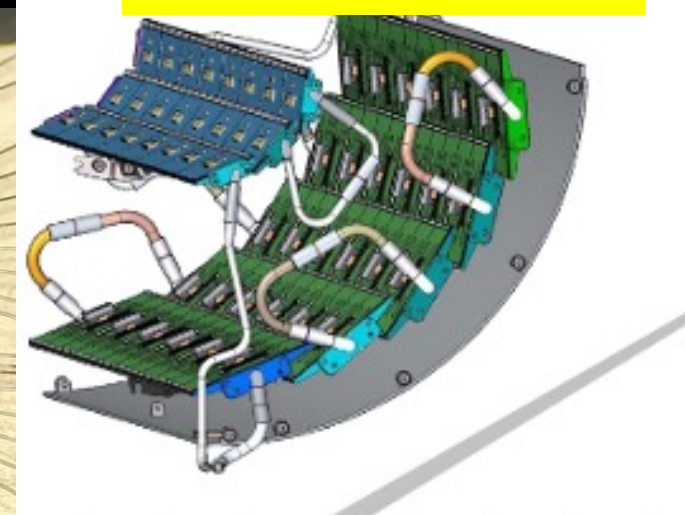
CALORIMETER



ELECTRONICS



INFRASTRUCTURE



quantum sensors register a change of quantum state caused by the interaction with an external system:

- transition between superconducting and normal-conducting
- transition of an atom from one state to another
- change of resonant frequency of a system (quantized)

Then, *a "quantum sensor" is a device, the measurement (sensing) capabilities of which are enabled by our ability to manipulate and read out its quantum states.*

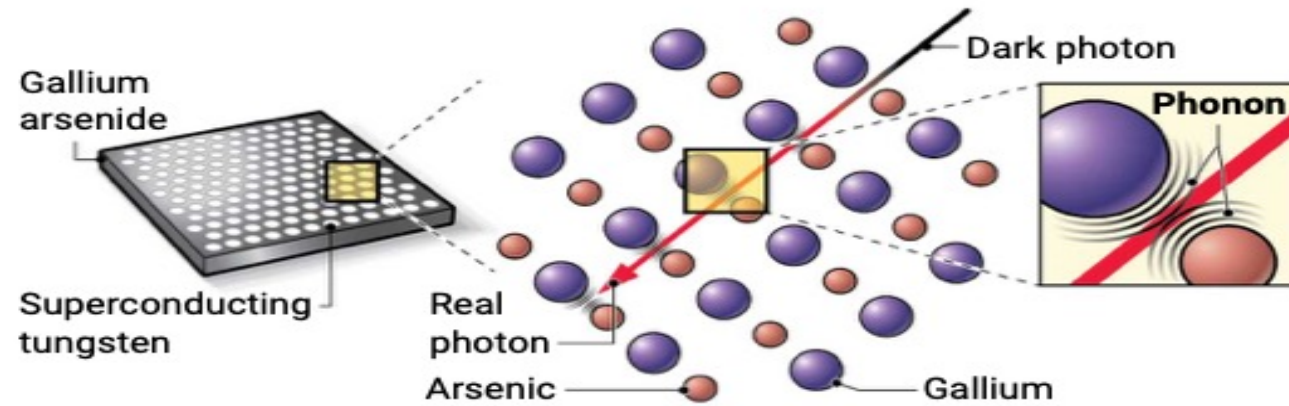
and because the commensurate energies are very low, unsurprisingly, quantum sensors are ideally matched to low energy (particle) physics;

Particles and waves

Quantum detectors include devices that can detect a single quantum, such as a photon, and devices that exploit a quantum trade-off to measure one variable more precisely at the cost of greater uncertainty in another.

Just one click

A dark matter candidate called a dark photon could morph into an ordinary photon that would trigger a quantized vibration in a crystal. The vibration, or phonon, would warm superconducting heat sensors on the crystal.

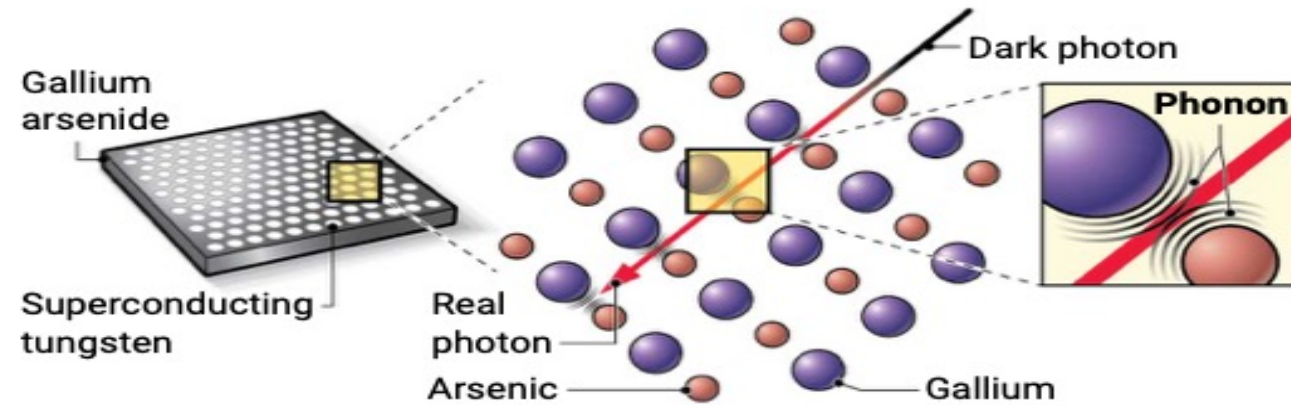


Particles and waves

Quantum detectors include devices that can detect a single quantum, such as a photon, and devices that exploit a quantum trade-off to measure one variable more precisely at the cost of greater uncertainty in another.

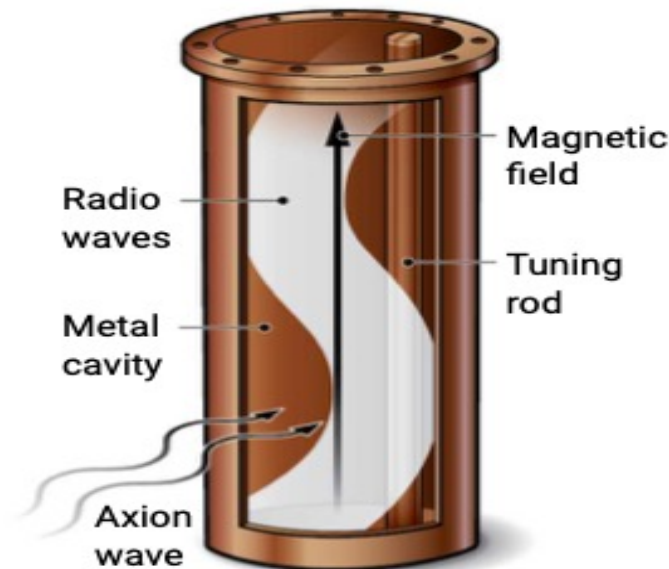
Just one click

A dark matter candidate called a dark photon could morph into an ordinary photon that would trigger a quantized vibration in a crystal. The vibration, or phonon, would warm superconducting heat sensors on the crystal.



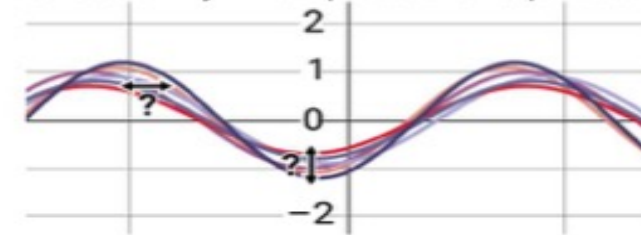
Quantum trade-off

Within a resonating cavity, a wave of hypothetical axions could transform into faint radio waves, uncertain in both amplitude and phase. Quantum techniques could reduce the uncertainty in the amplitude while increasing that in the wave's irrelevant phase.

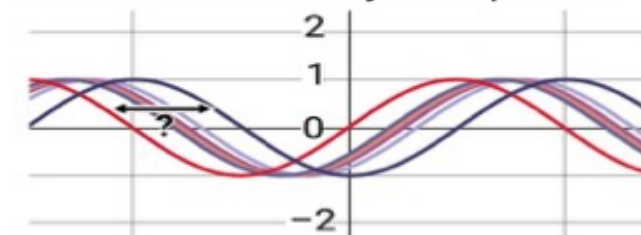


Radio signals

Uncertainty in amplitude and phase



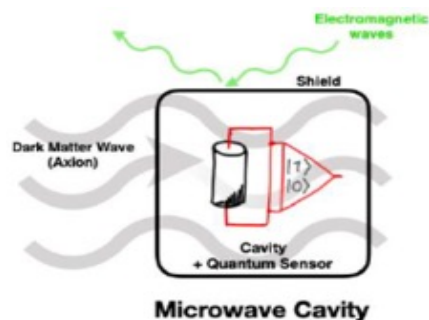
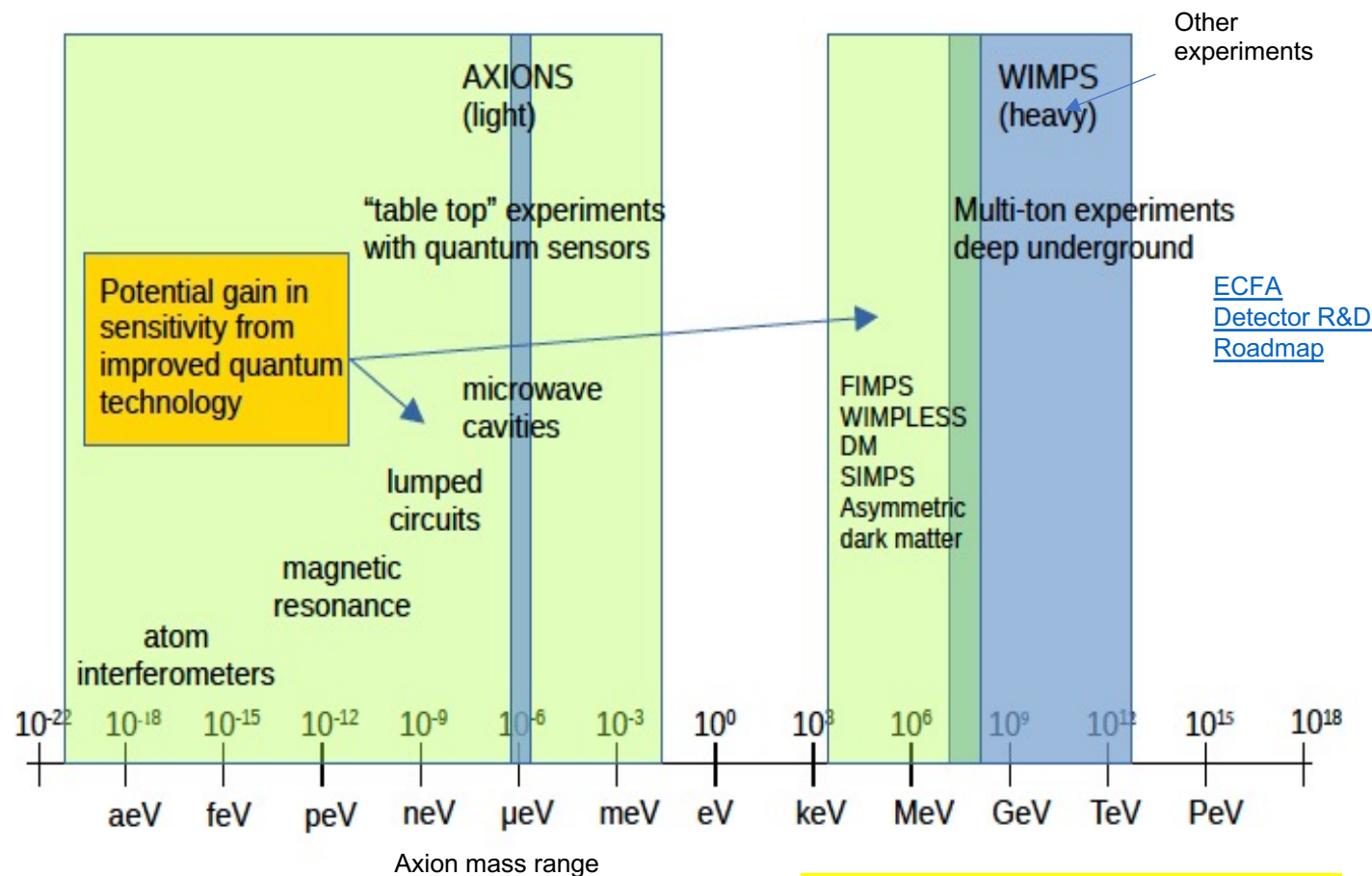
Increase phase uncertainty to decrease uncertainty in amplitude



Quantum and emerging technologies

- **Quantum Technologies are a rapidly emerging area** of technology development to study fundamental physics
- The ability to engineer quantum systems to improve on the measurement sensitivity holds great promise
- **Many different sensor and technologies being investigated:** clocks and clock networks, spin-based, superconducting, optomechanical sensors, atoms/molecules/ions, atom interferometry, ...
- Several initiatives started at CERN, DESY, FNAL, US, UK, ...


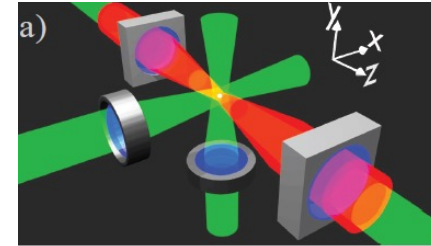
Example: potential mass ranges that quantum sensing approaches open up for Axion searches



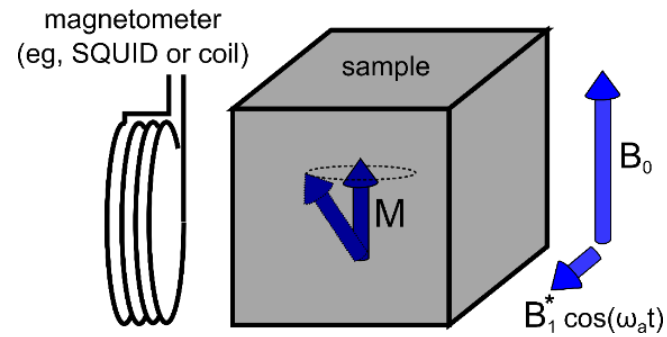
Experimental Systems, continued...



Superconducting Circuits



Nanomechanical Resonators

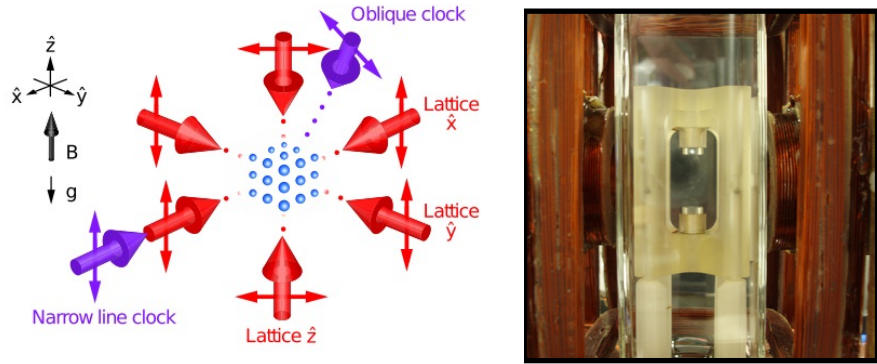


NMR

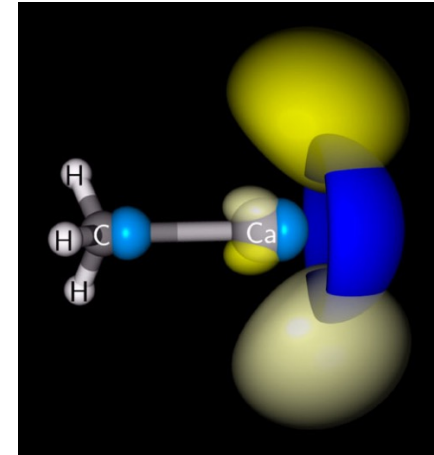


Commercial Quantum Annealer


Experimental Systems



Atoms in an Optical Lattice/Cavity

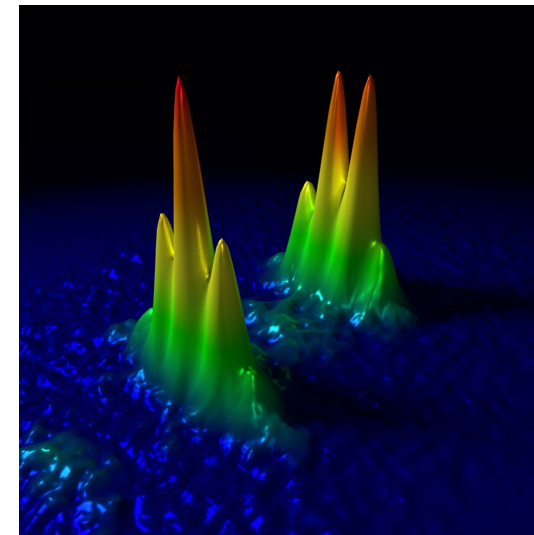


Molecules



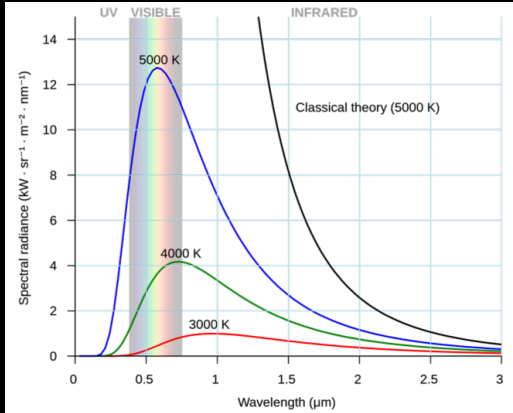
Trapped Ions

Detectors TRISEP Shipsey L3



Atom Interferometers

Quantum 1.0



Blackbody Radiation

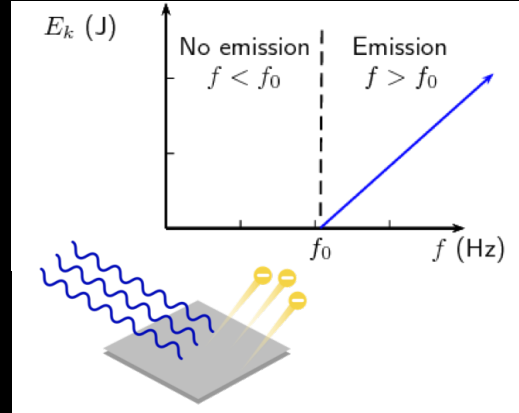



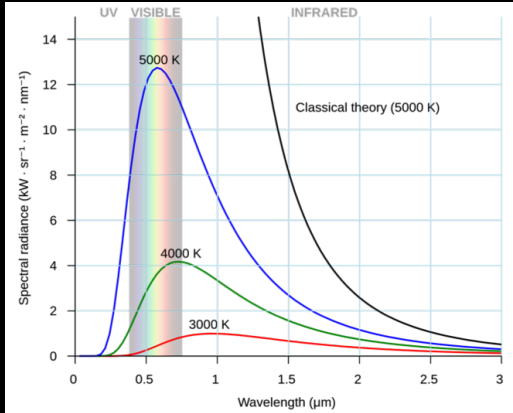
Photo-electric Effect



Quantum Mechanics



Quantum 1.0



Blackbody Radiation

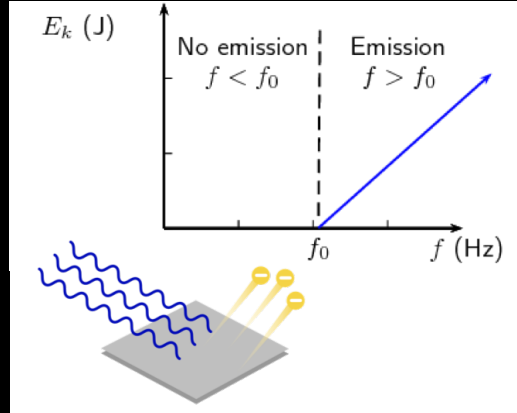



Photo-electric Effect



Quantum Mechanics



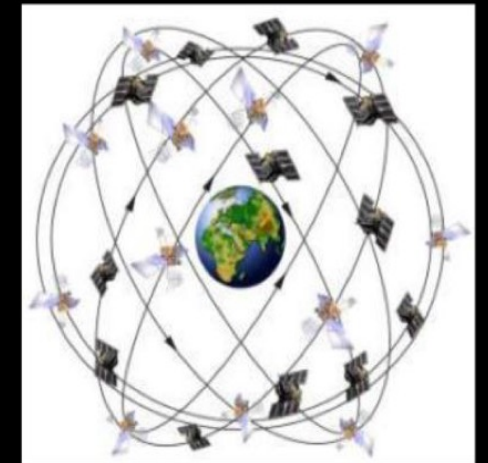
Exascale Computing



Laser Technology



Magnetic Resonance Imaging



Global Positioning System

Quantum 1.0



Quantum 2.0

The First Quantum Revolution: exploitation of quantum matter to build devices


Second Quantum Revolution: engineering of large quantum systems with full control of the quantum state of the particles, e.g. entanglement

AI, ML on Quantum annealer




Nature 550 (2017) 375

IonQ >60-qubit



arXiv:1902.10171

Atomic clocks



Nature (564) 87 (2018)

Quantum 2.0

The First Quantum Revolution: exploitation of quantum matter to build devices


Second Quantum Revolution: engineering of large quantum systems with full control of the quantum state of the particles, e.g. entanglement

Google's quantum supremacy is only a first taste of a computing revolution

"Quantum supremacy" is nice, but more broadly useful quantum computers are probably still a decade away.



Stephen Shankland · October 25, 2019 6:20 AM PDT



One of five Google quantum computers at a lab near Santa Barbara, California.


Stephen Shankland/CNET

AI, ML on Quantum annealer




Nature 550 (2017) 375

IonQ >60-qubit



arXiv:1902.10171

Atomic clocks



Nature (564) 87 (2018)

Quantum 2.0



"Nature isn't classical, dammit, and if you want to make a simulation of nature, you'd better make it quantum mechanical," Feynmann (1981).

You can approximate nature with a simulation on a classical computer, but Feynman wanted a quantum computer that offers the real thing, a computer that "will do exactly the same as nature,"

What if?

Quantum Internet

Quantum Artificial Neural Network

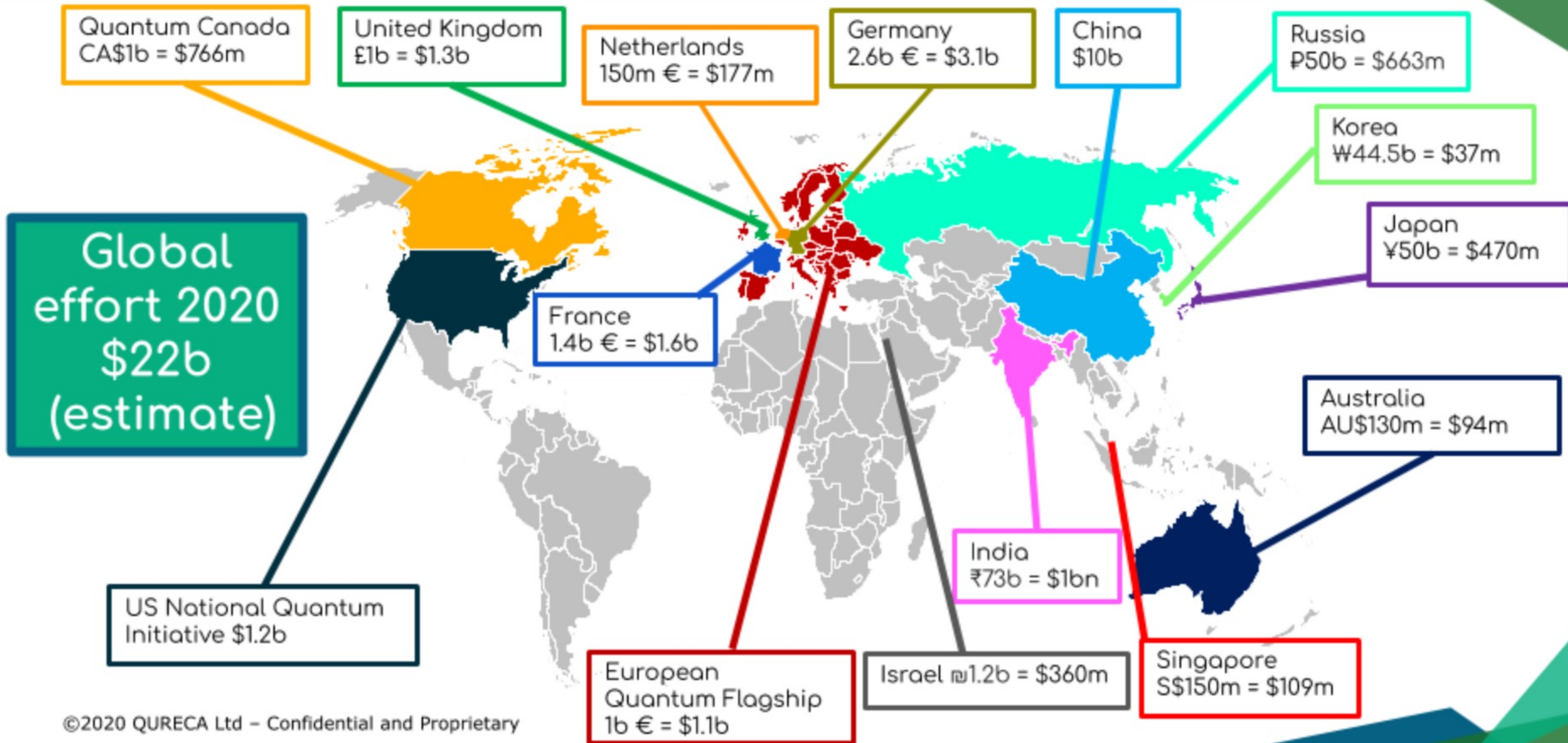
Quantum Liquid Crystals

Quantum Mind Interface

Quantum enabled searches for dark matter

Quantum Gravity

Quantum Technologies Public Funding Worldwide



£1bn UK National Quantum Technology Programme Pillars

2019



Engineering and
Physical Sciences
Research Council



Innovate
UK

QT Hubs, Training and Skills, CDTs
£360M

Translating research into applications

Industry-pick up points

IUK, ISCF, Industry
£450M

Prototypes

Products

Spin-offs



Department for
Business, Energy
& Industrial Strategy



National Physical Laboratory

Quantum Metrology Institute
£30M

Standards

Validation



Ministry
of Defence

Other
£80M

Detectors TRISEP Shipsey L3



£1bn UK National Quantum Technology Programme Pillars

2020



Quantum Technologies for Fundamental Physics (QTFP)

£40M

New Ideas

Attracting worldwide talent

Internationally leading science
across 7 projects

National Quantum Computing Centre

£93M

QT Hubs, Training and Skills, CDTs

£360M

Translating research into applications

Industry-pick up points



Quantum Metrology Institute

£30M

Standards

Validation

Detectors TRISEP Shipsey L3

IUK, ISCF, Industry

£450M

Prototypes

Products

Spin-offs



Other

£80M





UK NATIONAL
QUANTUM
TECHNOLOGIES
PROGRAMME

<https://uknqt.ukri.org>

Search



About us

Our programme

Opportunities

News and events

Resources

Transforming the world with quantum technology





UK NATIONAL
QUANTUM
TECHNOLOGIES
PROGRAMME

<https://uknqt.ukri.org/our-programme/qtfp/>



Finish setting up two-factor authentication on this Mac.

Search



About us

Our programme

Opportunities

News and events

Resources

[Home](#) > [Our programme](#) > Quantum Technologies for Fundamental Physics

Quantum Technologies for Fundamental Physics

Quantum Technologies for Fundamental Physics (QTFP) is a £40 million Strategic Priorities Fund (SPF) programme that aims to transform our approach to understanding the universe and its evolution.

The QTFP programme aims to demonstrate how quantum technologies can be utilised to investigate key fundamental physics questions such as the search for dark matter, the nature of gravity and measurements of the quantum properties of elementary particles, thus ensuring the UK remains a first rank nation in the physics and quantum communities around the world.

Seven projects have been funded under this programme:



UK NATIONAL
QUANTUM
TECHNOLOGIES
PROGRAMME

<https://uknqt.ukri.org/our-programme/qtfp/>

Finish setting up two-factor authentication on this Mac.

Search



Quantum Technologies for Fundamental Physics

[Quantum Technologies for Fundamental Physics](#) (QTFP) is a £40 million Strategic Priorities Fund (SPF) programme that aims to transform our approach to understanding the universe and its evolution.

The QTFP programme aims to demonstrate how quantum technologies can be utilised to investigate key fundamental physics questions such as the search for dark matter, the nature of gravity and measurements of the quantum properties of elementary particles, thus ensuring the UK remains a first rank nation in the physics and quantum communities around the world.

QTNM



Seven projects have been funded under this programme:

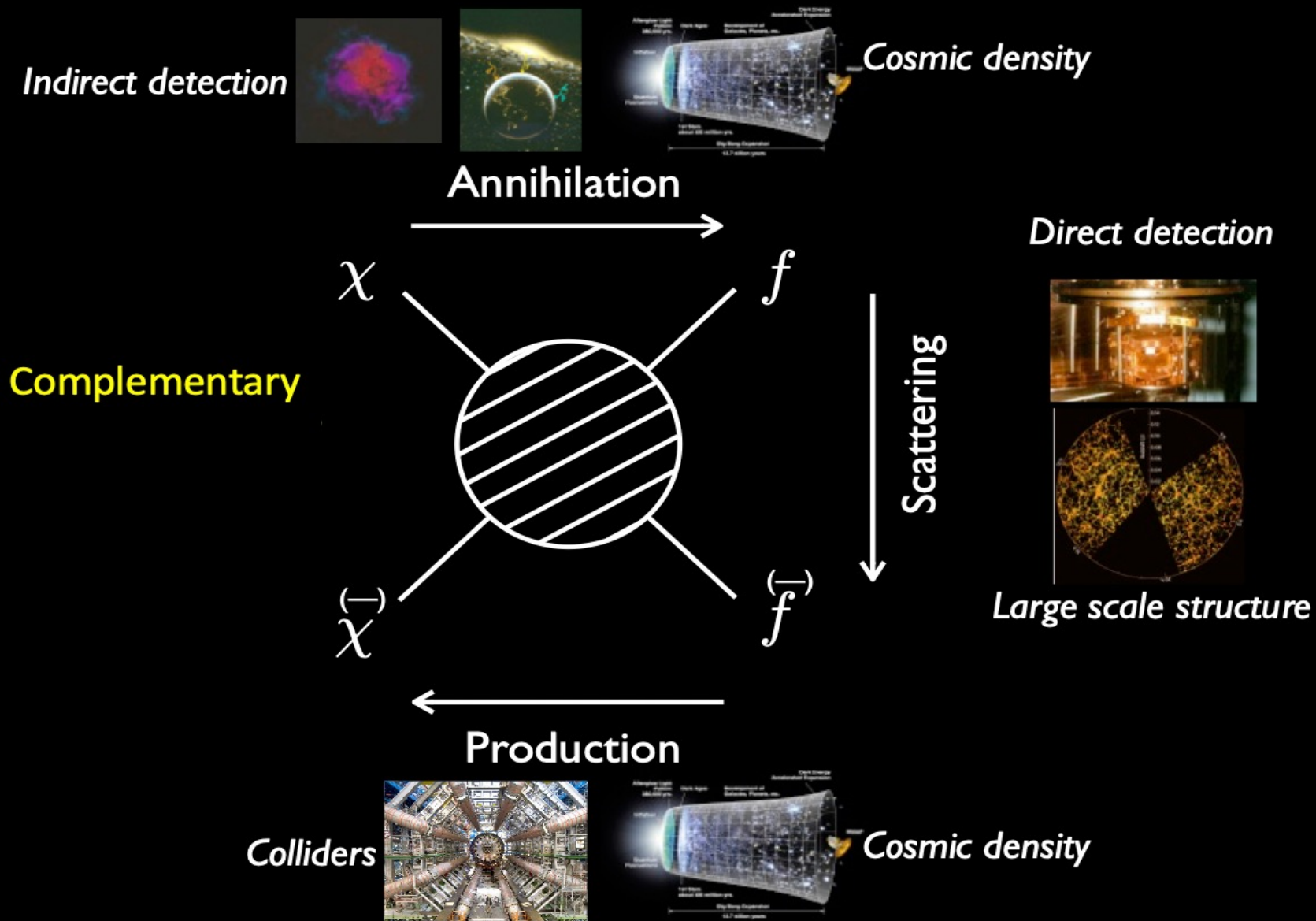
Quantum Technologies and Particle Physics

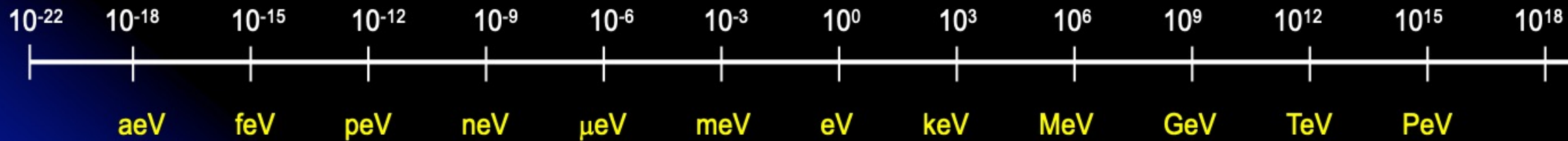
- The nature of dark matter
- The earliest epochs of the universe at temperatures $\gg 1\text{TeV}$
- The existence of new forces
- The violation of fundamental symmetries
- The possible existence of dark radiation and the cosmic neutrino background
- The possible dynamics of dark energy
- The measurement of neutrino mass
- Tests of the equivalence principle
- Tests of quantum mechanics
- A new gravitational wave window to the Universe:
 - LIGO sources before they reach LIGO band
 - Multi-messenger astronomy: optimal band for sky localization
 - Cosmological sources

Quantum Technologies and Particle Physics

- **The nature of dark matter**
- The earliest epochs of the universe at temperatures $\gg 1\text{TeV}$
- The existence of new forces
- The violation of fundamental symmetries
- The possible existence of dark radiation and the cosmic neutrino background
- The possible dynamics of dark energy
- The measurement of neutrino mass
- Tests of the equivalence principle
- Tests of quantum mechanics
- A new gravitational wave window to the Universe:
 - LIGO sources before they reach LIGO band
 - Multi-messenger astronomy: optimal band for sky localization
 - Cosmological sources

Dark Matter Experimental approaches





\uparrow
 M_{Planck}

Possible Dark Matter Masses

~90 orders of magnitude

10^{-21}eV

eV

GeV

PeV

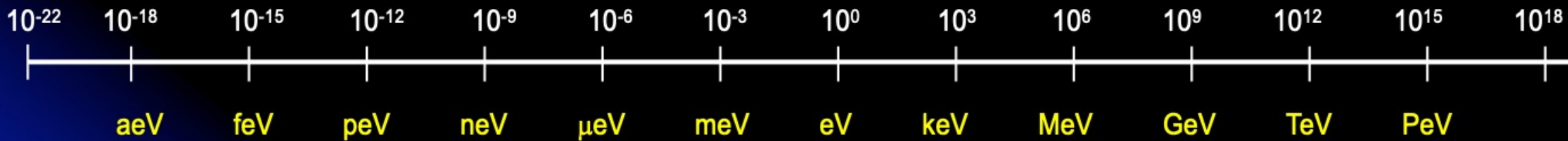
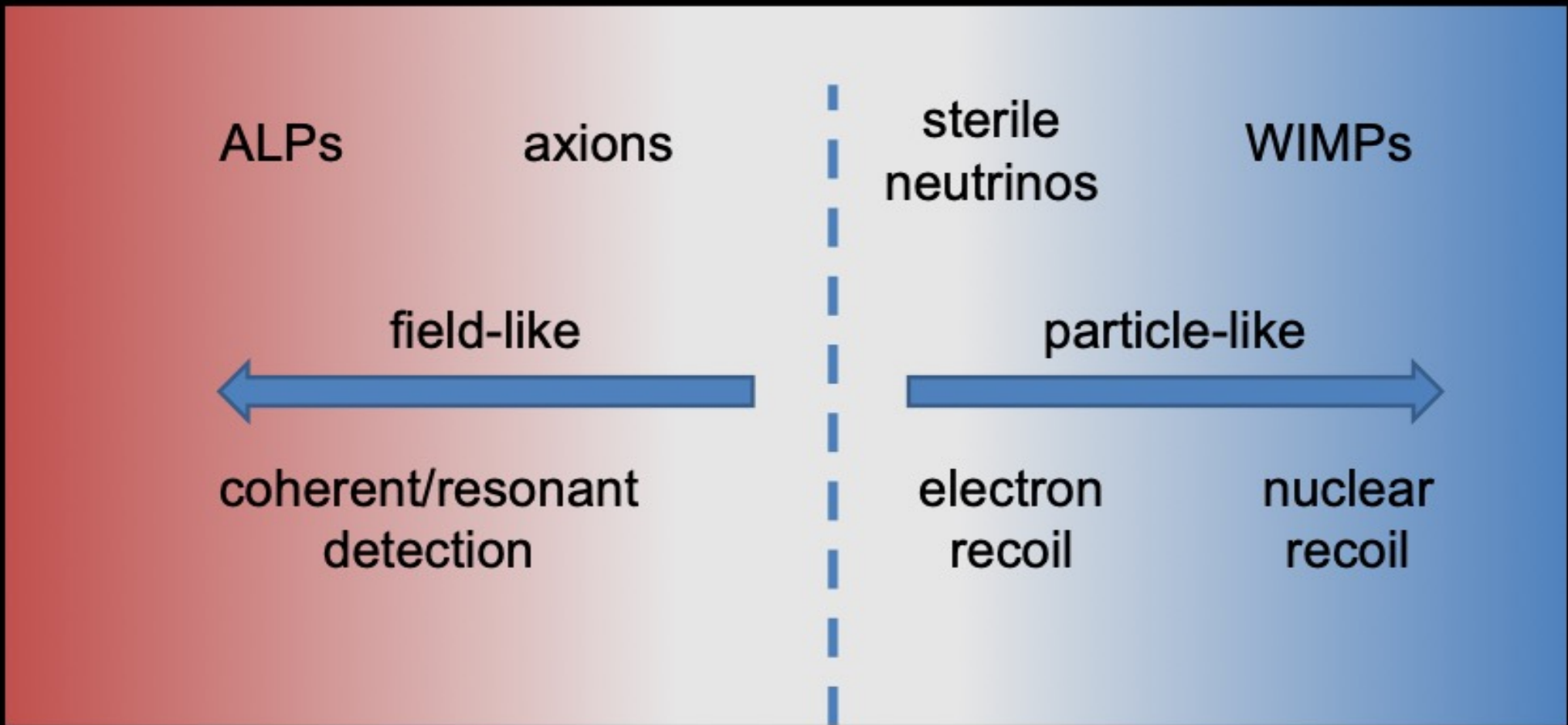
M_{Planck} kg

10^{50}eV

M_{J}

M_{\odot}





M_{Planck}

Dark Matter Search Strategy

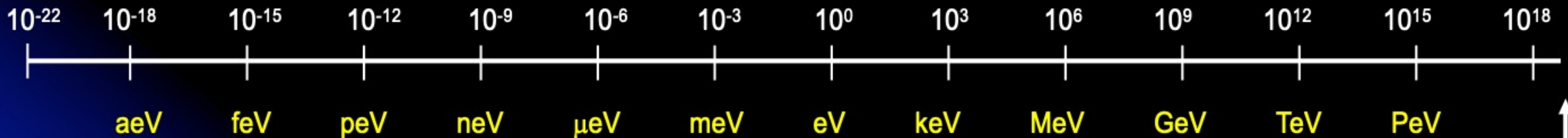
The two theoretically best-motivated candidates:

AXIONS
(light)

WIMPS
(heavy)

“table top” expts with quantum sensors

Multi-ton expts deep underground

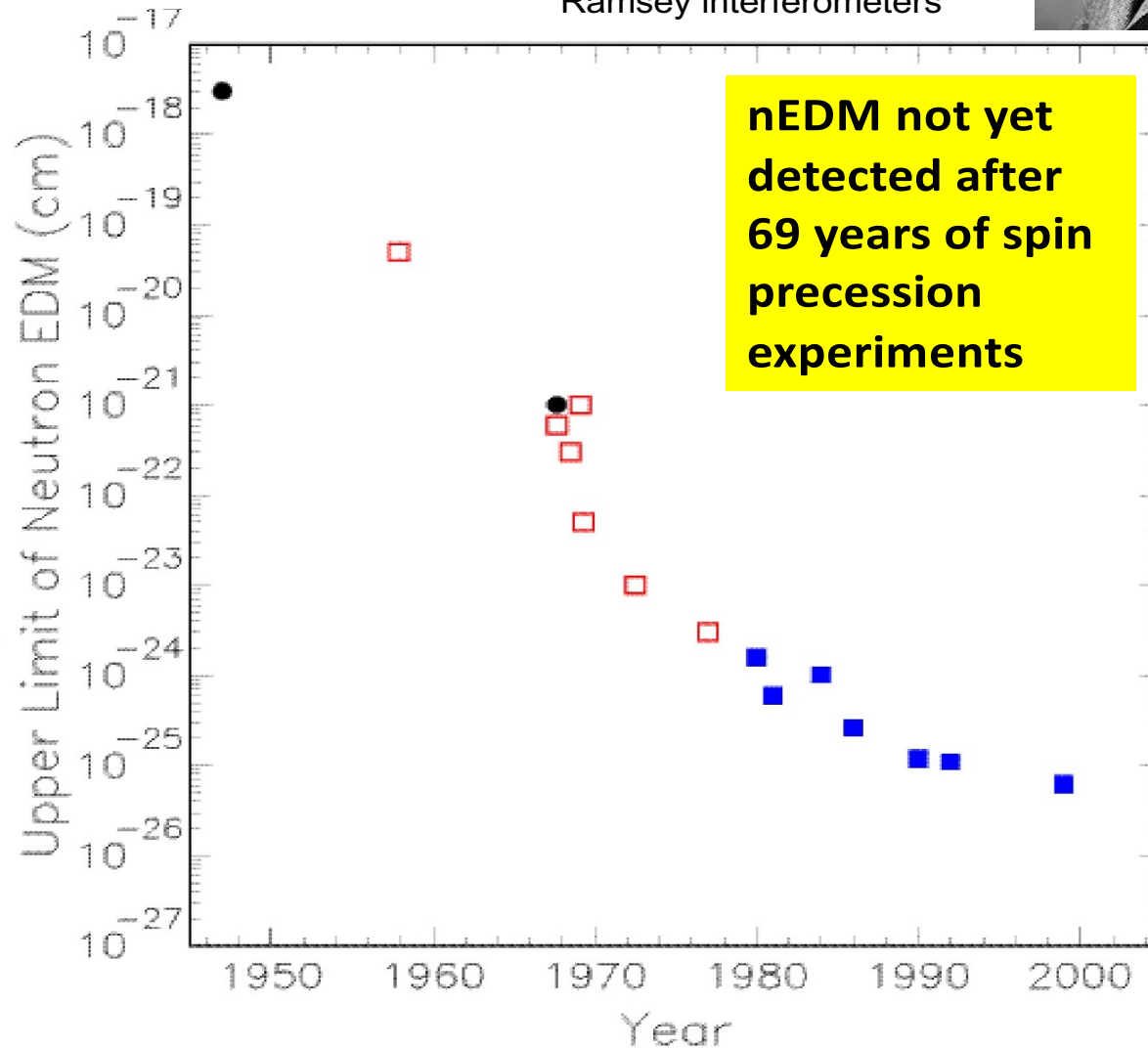
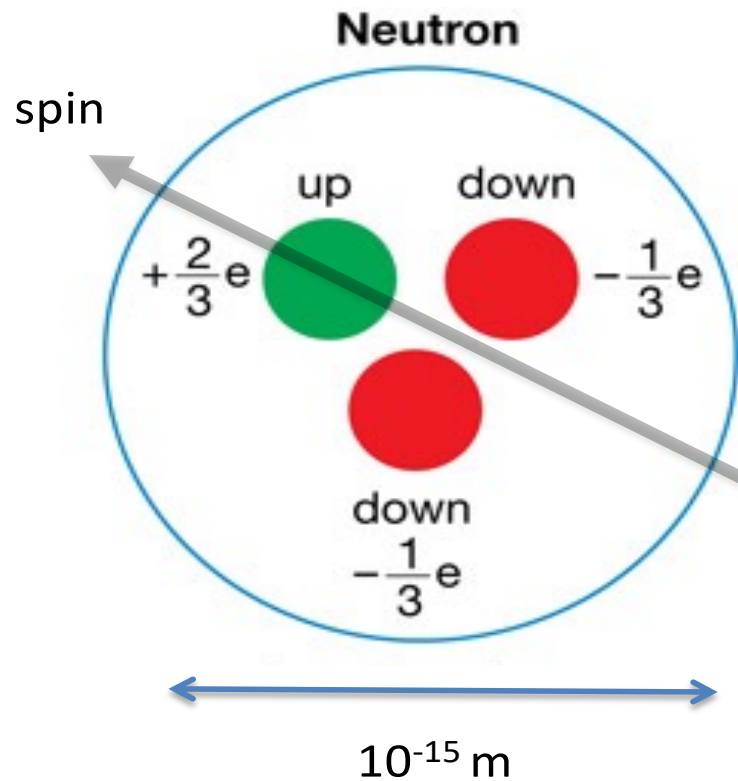


QCD axion motivated by the Strong-CP Problem: Why is the neutron electric dipole moment so small?



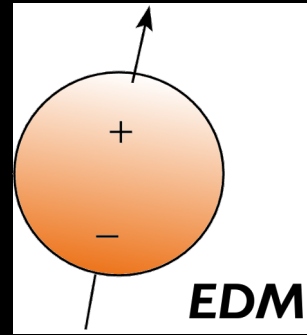
Norman Ramsey
Nobel Prize 1989.
Neutrino oscillation expts are
"Ramsey interferometers"

Naive estimate gives
 $nEDM \approx 10^{-16} \text{ e-cm}$



The Strong CP Problem

Why is the Electric Dipole Moment of the Neutron so Small?



- QCD Lagrangian has C and P violating term:

- $\mathcal{L}_{QCD} = \theta_s \frac{g_s^2}{32\pi^2} G_{\mu\nu}^a \tilde{G}^{a\mu\nu}$

$$\frac{g_s^2}{32\pi^2} \theta_s \vec{E}_s \cdot \vec{B}_s$$

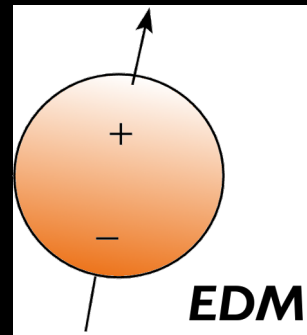
- $nEDM \sim e \text{ fm } \theta_s$

- Experimental bound $\theta_s < 10^{-10}$

R. D. Peccei and H. R. Quinn, Phys. Rev. Lett. 38, 1440 (1977); S. Weinberg, Phys. Rev. Lett. 40, 223 (1978); F. Wilczek, Phys. Rev. Lett. 40, 279 (1978).

The Strong CP Problem

Why is the Electric Dipole Moment of the Neutron so Small?



- QCD Lagrangian has C and P violating term:

$$\mathcal{L}_{QCD} = \theta_s \frac{g_s^2}{32\pi^2} G_{\mu\nu}^a \tilde{G}^{a\mu\nu}$$

$$\frac{g_s^2}{32\pi^2} \theta_s \vec{E}_s \cdot \vec{B}_s$$

R. D. Peccei and H. R. Quinn, Phys. Rev. Lett. 38, 1440 (1977); S. Weinberg, Phys. Rev. Lett. 40, 223 (1978); F. Wilczek, Phys. Rev. Lett. 40, 279 (1978).

- $nEDM \sim e \text{ fm } \theta_s$

- Experimental bound $\theta_s < 10^{-10}$

- Solution is that $\theta_s \sim a(x, t)$ is a dynamical field, an axion

- Axion field: $a(x, t) = a_0 \cos \omega_a t$, with Compton frequency: $\omega_a = \mu_a c^2 / \hbar$
 f_a is the symmetry breaking scale (the axion decay constant)

- Axion mediates new forces and can be dark matter $\rho_{DM} \propto a_0^2$

Axion mass from QCD:

$$\mu_a \sim 6 \times 10^{-11} \text{ eV} \frac{10^{17} \text{ GeV}}{f_a} \sim (3 \text{ km})^{-1} \frac{10^{17} \text{ GeV}}{f_a}$$

Elements of String Theory

Extra Dimensions

Gauge Fields

Topology


Give rise to a plenitude
of Universes



A Plenitude of Massless Particles

Compactification Naturally Gives Rise to Massless Particles

In the presence of non-trivial topology
Non-trivial gauge configurations can carry no energy
Resulting in 4D massless particles



Based on a slide
by Mina Arvanitaki

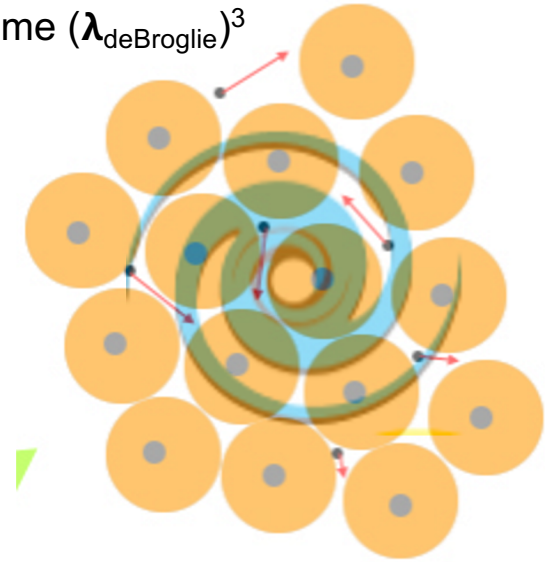
Summary

	New Particle	Comes from	Couples to
Spin zero CP odd	Axion and Axion Like Particles	Topology of Extra Dimensions	Spin and Mass density, Light in a background field
Spin zero CP even	Dilatons, Moduli, radion	Geometry of Extra Dimensions	Mass density, Fundamental constants
Spin one	Dark Photons	Topology of Extra Dimensions	Mixes with the photon


Low mass dark matter generically takes the form of classical bosonic sine waves

For **mass < 70 eV**, Pauli exclusion principle causes dark matter clumps to swell up to be larger than the size of the smallest dwarf galaxies. (Randall, Scholtz, Unwin 2017)

Fermions: 1 DM particle per mode volume $(\lambda_{\text{deBroglie}})^3$



→ If lower mass, dark matter must be coherent bosonic sine waves with **macroscopic mode occupation number $\gg 1$**

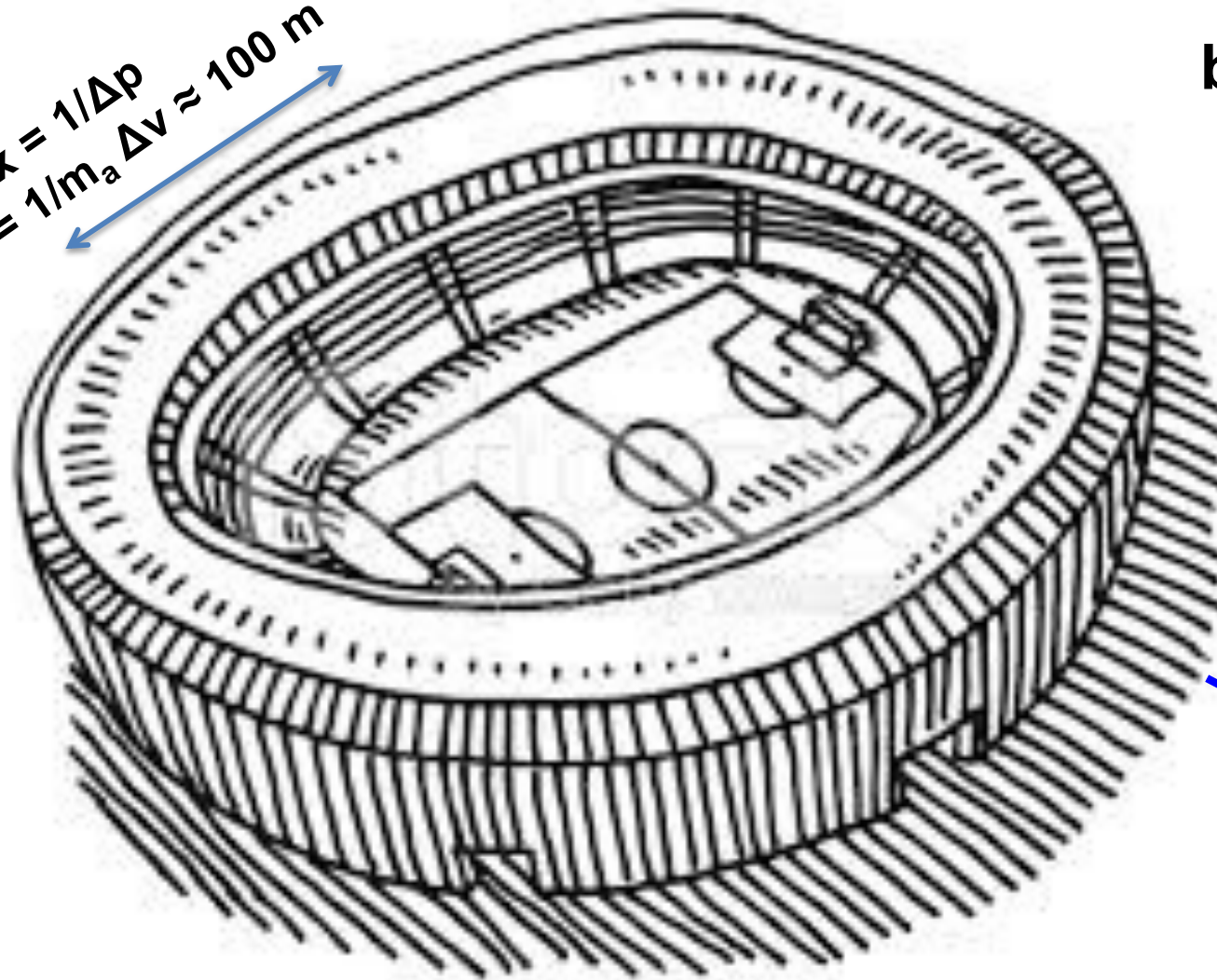


Not billiard balls.

Need coherent wave detector.

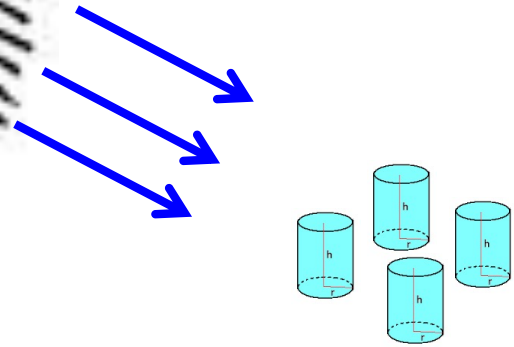
e.g. 10^{-5} eV = GHz dark matter

$$\Delta x = 1/\Delta p \\ = 1/m_a \Delta v \approx 100 \text{ m}$$



Non-relativistic bosonic DM is like a slow CW laser with $f=m_a/2\pi$

$v \approx \Delta v \approx 300 \text{ km/s}$
(galactic escape velocity)



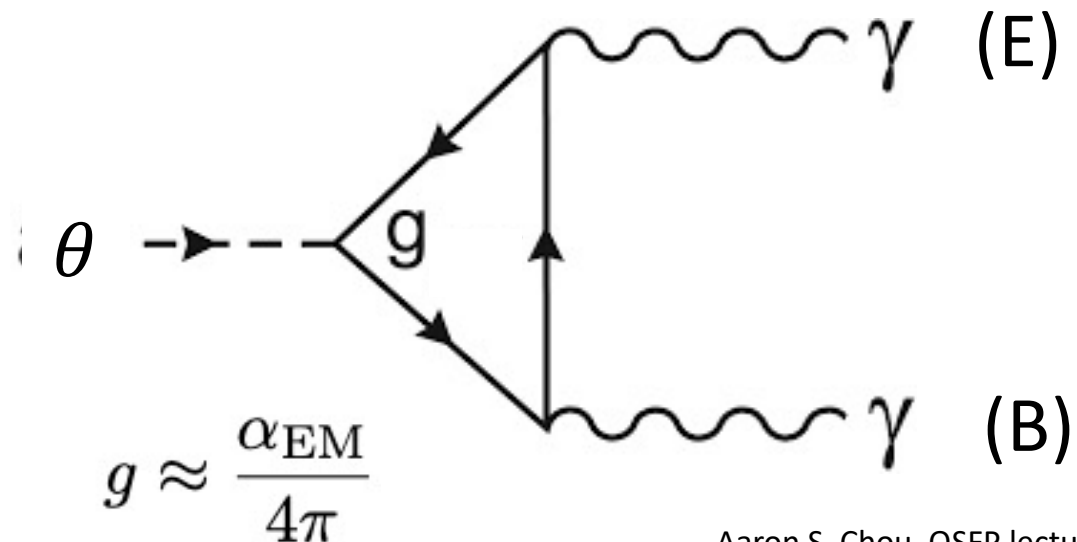
Football stadium-sized regions of coherently oscillating **classical sine waves** slowly drifting through detectors. Mean DM occupation number $N > 10^{22}$ per mode.

Accumulate oscillatory signals in various kinds of laboratory oscillators which are weakly coupled to the DM wave

Signal strength is independent of m_a , f_a

Wave amplitude and hence signal strength depends only on local dark matter density ρ_a !

Experimental goal:
Determine frequency of
the signal and hence
the axion mass





The Dark Matter Haloscope: Classical axion wave drives RF cavity mode

Pierre Sikivie,
Sakurai Prize 2019

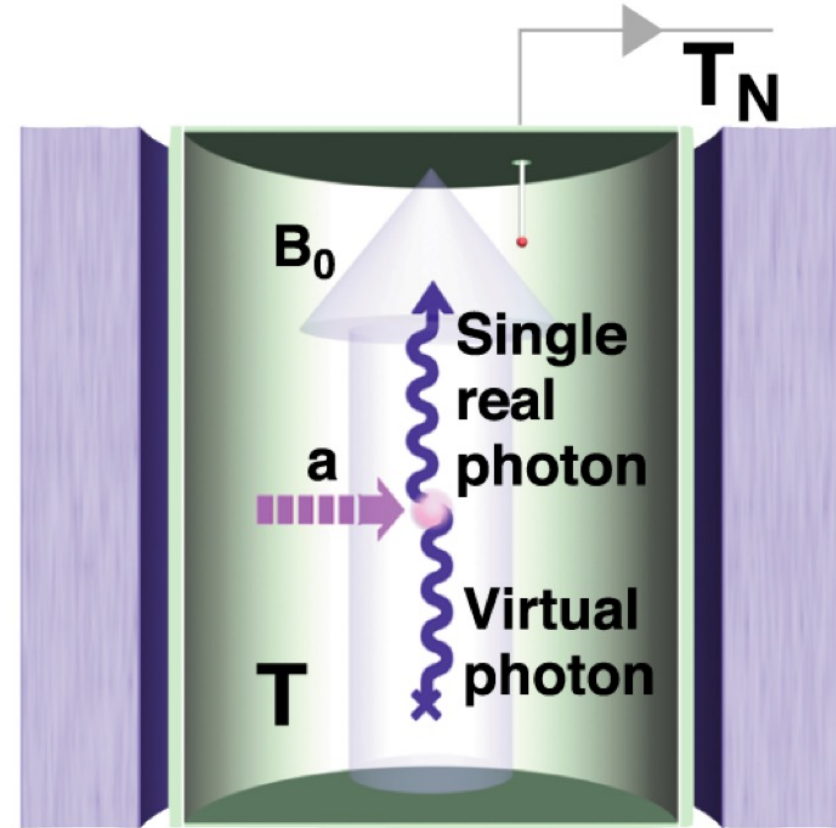
- In a constant background B_0 field, the oscillating axion field acts as an exotic, space-filling current source

$$\vec{J}_a(t) = -g\theta\vec{B}_0 m_a e^{im_a t}$$

which drives E&M via Faraday's law:

$$\vec{\nabla} \times \vec{H}_r - \frac{d\vec{D}_r}{dt} = \vec{J}_a$$

- Periodic cavity boundary conditions extend the coherent interaction time (**cavity size $\approx 1/m_a$**) \rightarrow the exotic current excites standing-wave RF fields.



A spatially-uniform cavity mode can **optimally** extract power from the dark matter wave

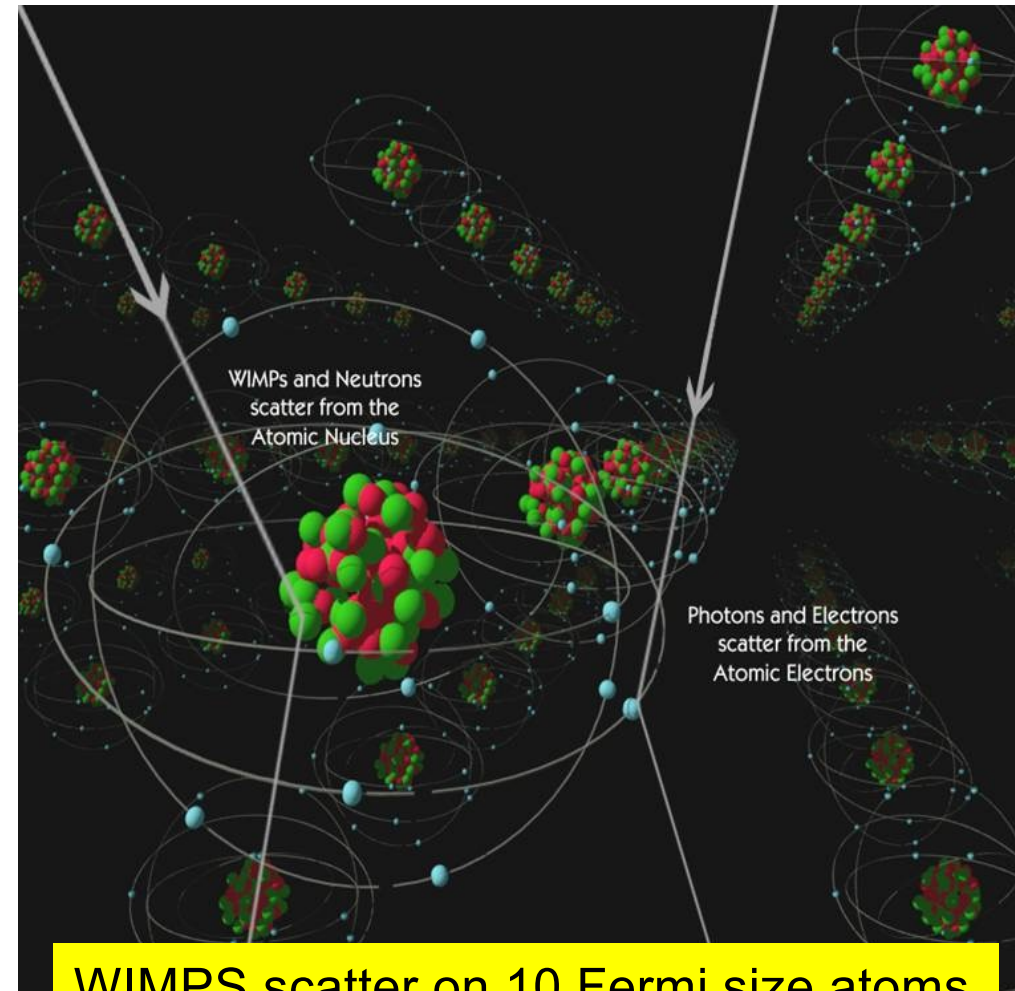
$$P_a(t) = \int \vec{J}_a(t) \cdot \vec{E}_r(t) dV$$

Axions vs WIMPs:

Resonant scattering requires size of scattering target = $1/(\text{momentum transfer})$

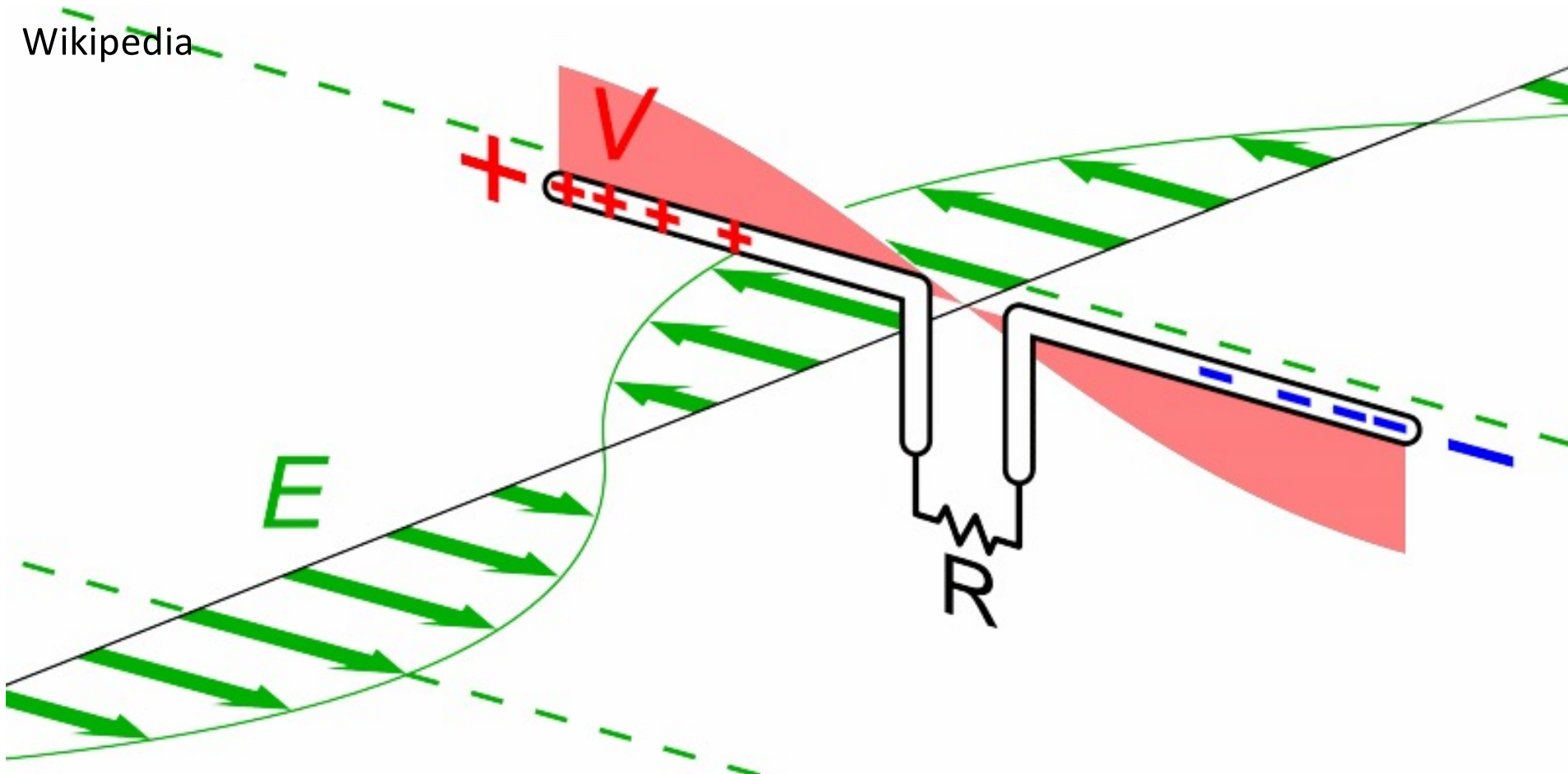


4 μeV mass axions scatter on 50cm size microwave cavities



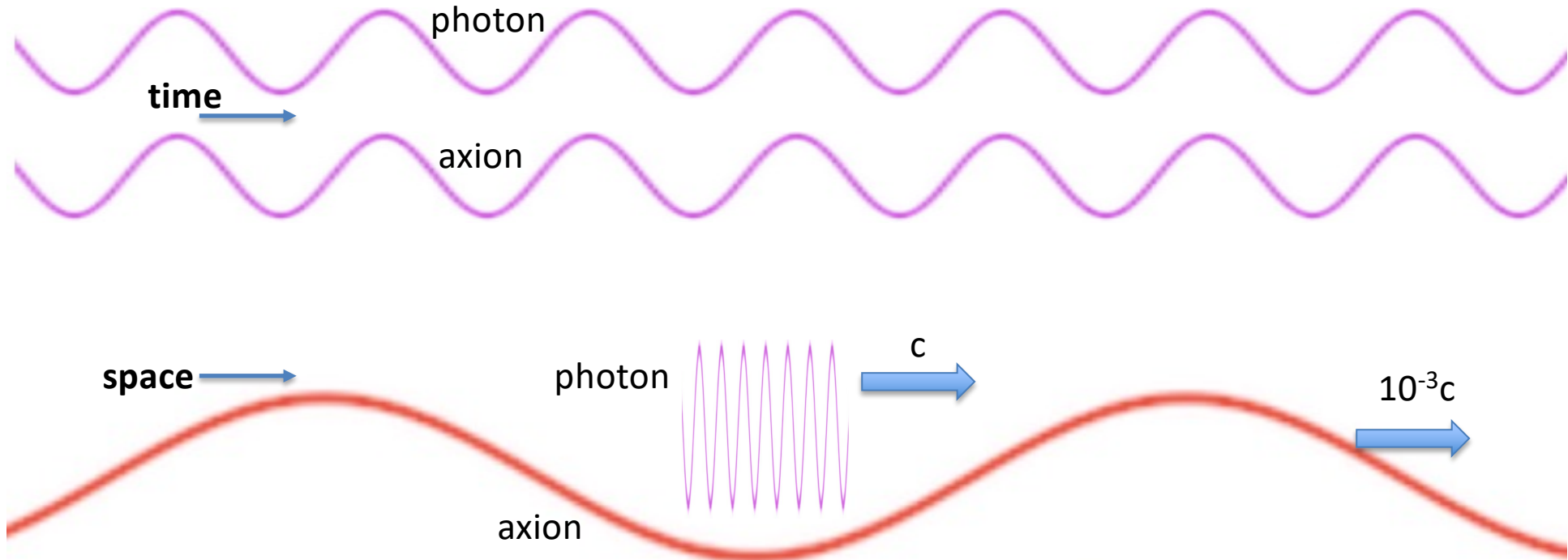
WIMPS scatter on 10 Fermi size atoms

Match size of antenna to wavelength of signal



Wave mechanics: scattering matrix element is proportional to spatial Fourier transform of the scattering potential, with respect to the momentum transfer

Both axion and photon waves oscillate in time at the same frequency m_a



In space, the axion wave is 1000x longer and 1000x slower, so it can coherently drive the same photon wave through $Q_a=10^6$ temporal oscillations.

In real life, the cavity has losses and so the photon might not live as long as 10^6 oscillations.

An oscillator (resonance) detector can accumulate the weak interactions of light dark matter over many “swings”

Detection
oscillator



Axion wave

Weak coupling -- takes many swings to fully transfer the wave amplitude.
In real life, Q = number of useful swings is limited by coherence time.

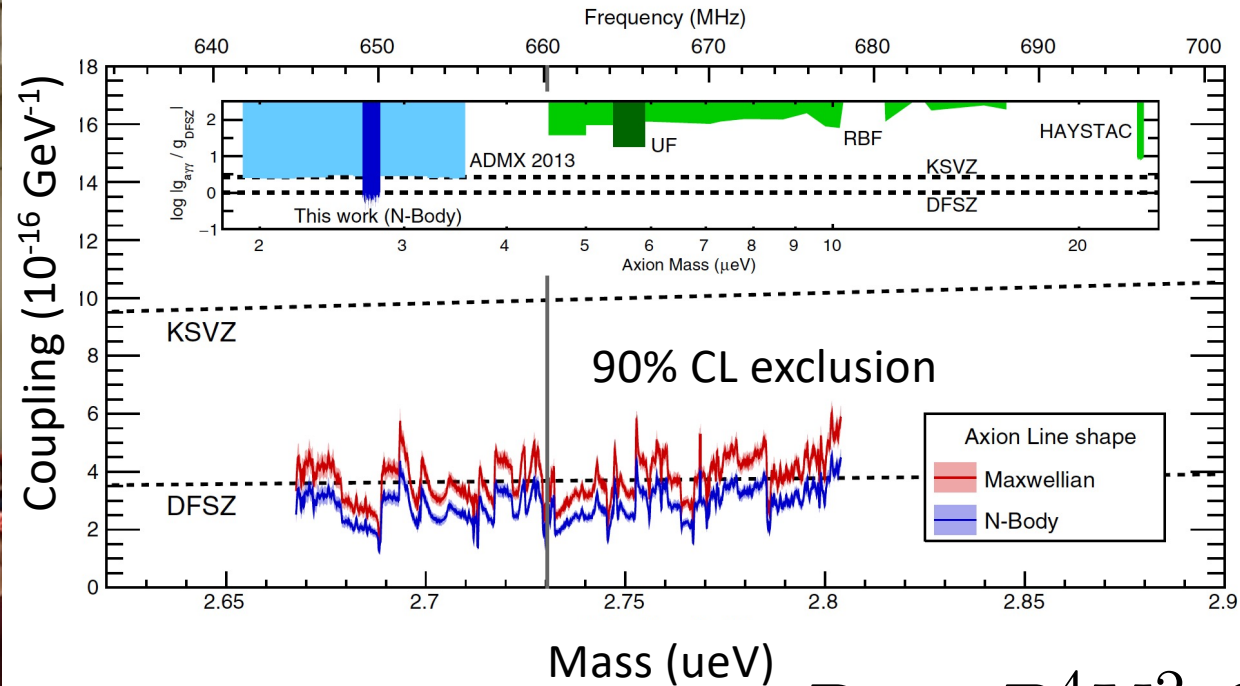
2017: 30-year axion R&D program culminates in first sensitivity to DFSZ axions

PRL 120, 151301 (2018)

ADMX at U.Washington,
FNAL = DOE lead lab



Operate an ultrasensitive radio in a cold, RF-shielded box to tune in to the axion broadcast.



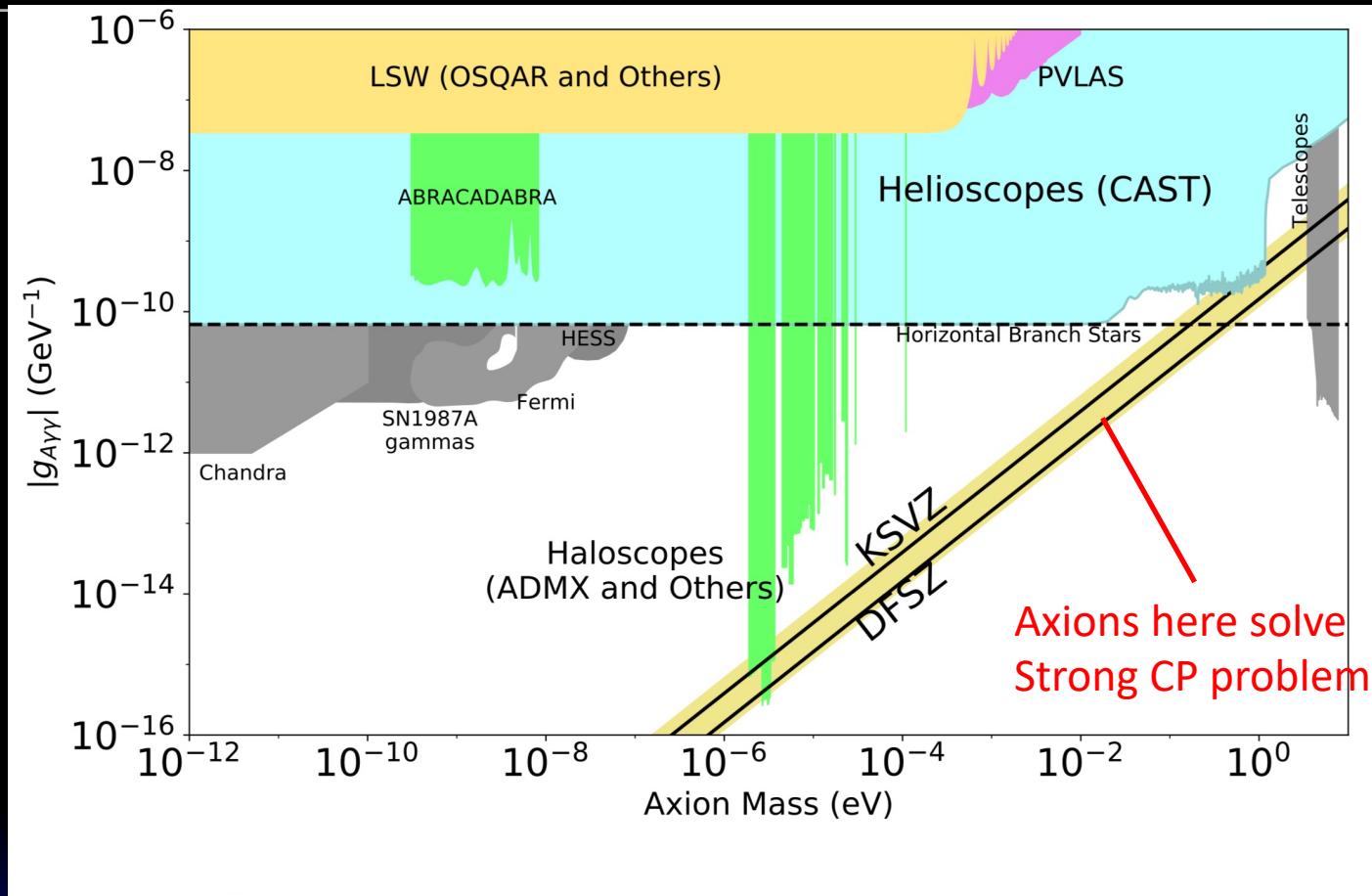
$$R \propto B^4 V_{\text{eff}}^2 Q_0 / N_{\text{sys}}^2$$

Look for "spontaneous" emission from local axion dark matter into the empty cavity mode.

Signal power level = 10^{-23} W

Need 15 minutes integration per radio tuning to beat thermal noise power at 500 mK.

Cavity-Based Searches

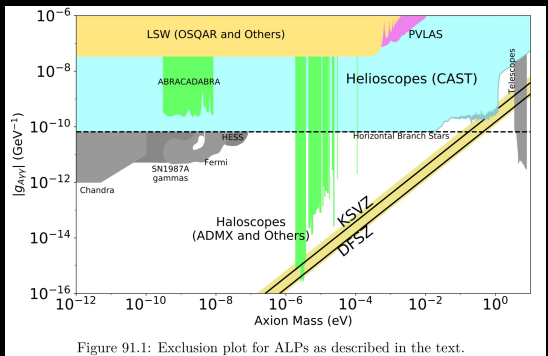


Particle Data Group, 2020
<http://pdg/lbl/gov>

- Most recent results start excluding the 'QCD axion' region over narrow mass window

Dark Matter Search Strategy

The two theoretically best-motivated candidates:

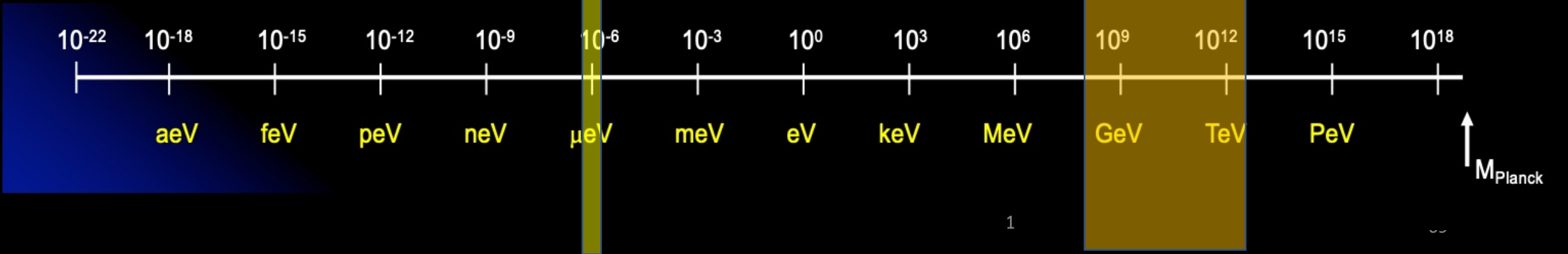
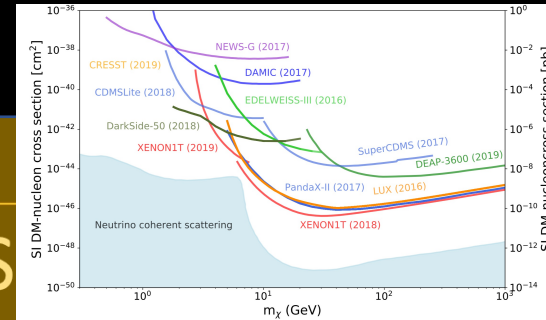


AXIONS
(light)

“table top” expts with quantum sensors

WIMPS
(heavy)

Multi-ton expts deep underground



Dark Matter Search Strategy

Potential gain in sensitivity from Quantum 2.0

etically

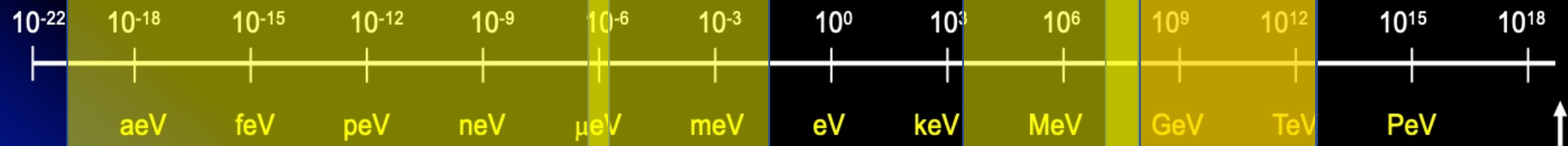
AXIONS
(light)

WIMPS
(heavy)

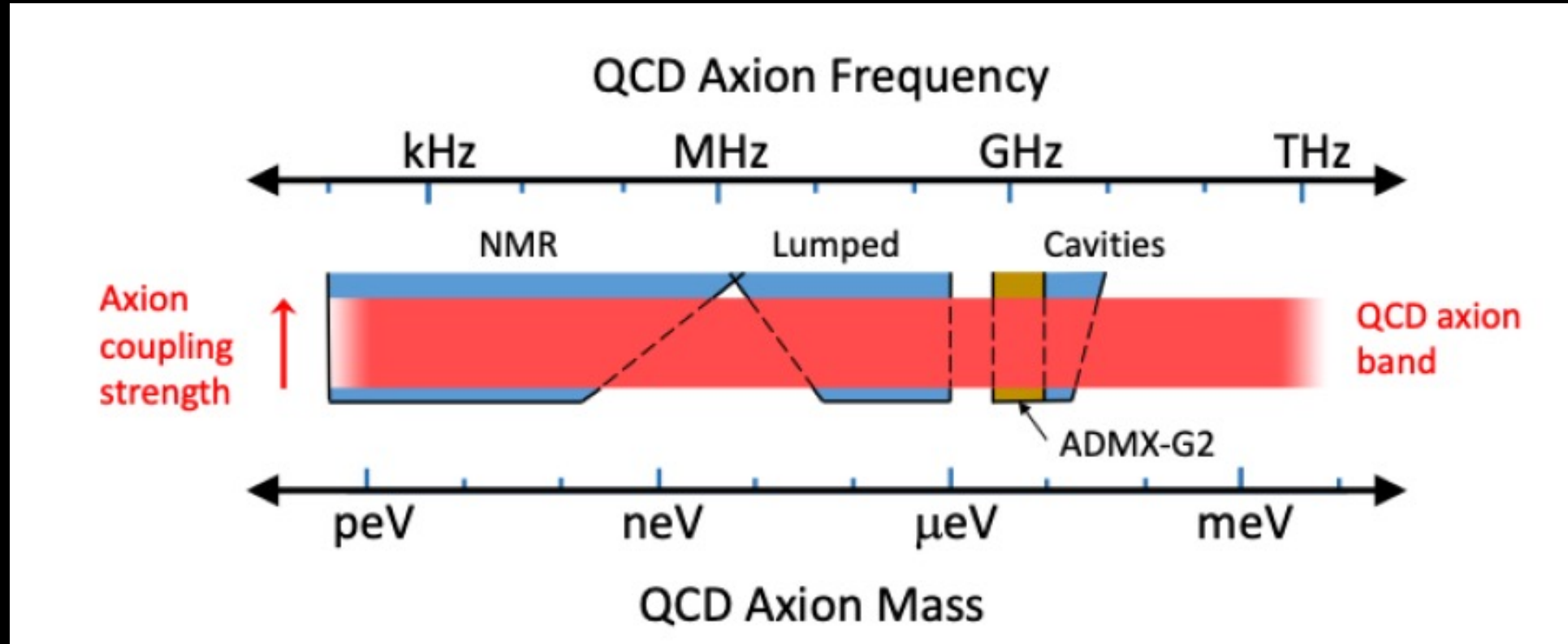
“table top” expts with quantum sensors

FIMPS
WIMPLESS
DM
SIMPS
Asymmetric
Dark Matter

Multi-ton expts deep underground



Parameter Space for QCD Axion Dark Matter



Graph: DOE OHEP BRN for
Dark Matter Small Projects
New Initiatives

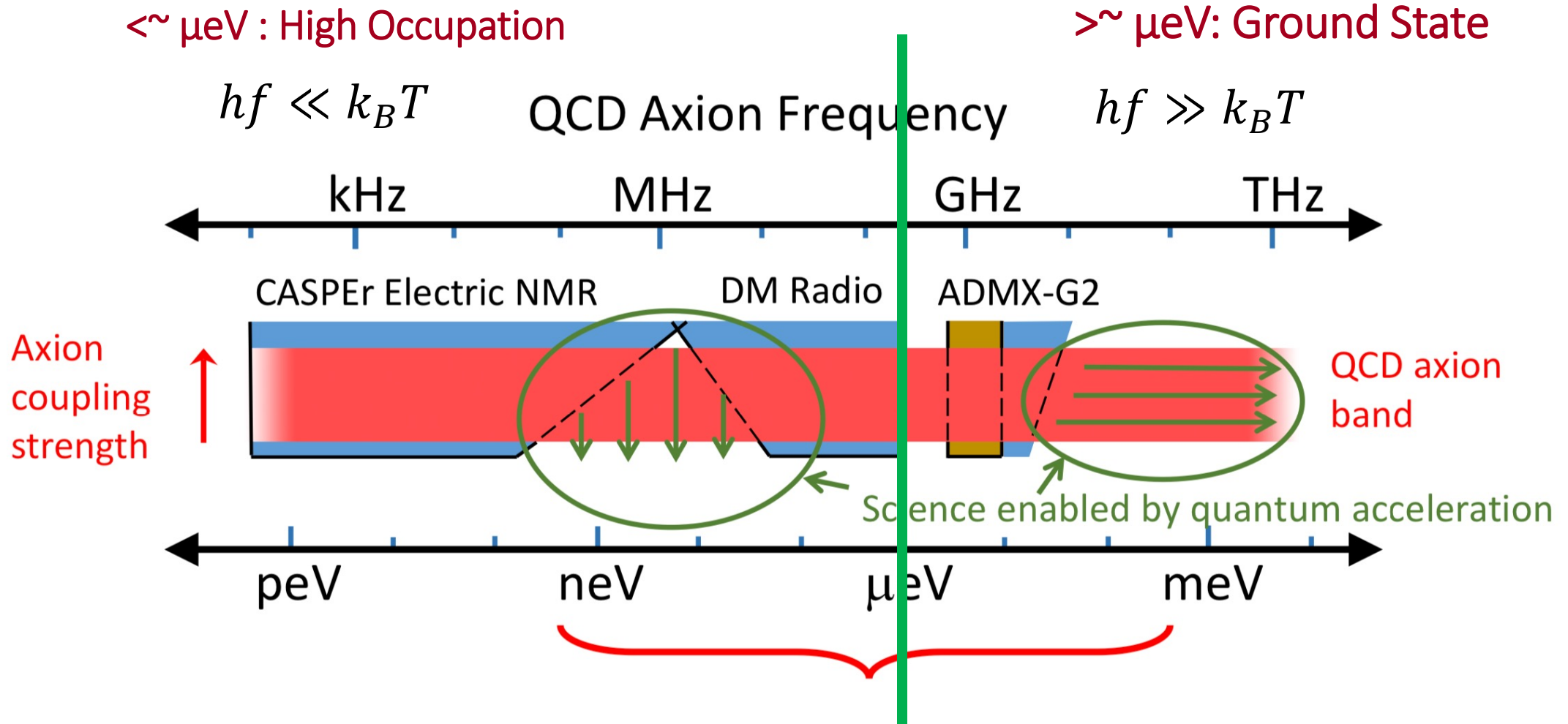
3 highly complementary techniques

Need to exploit QCD and electromagnetic coupling of QCD axion to explore full mass range

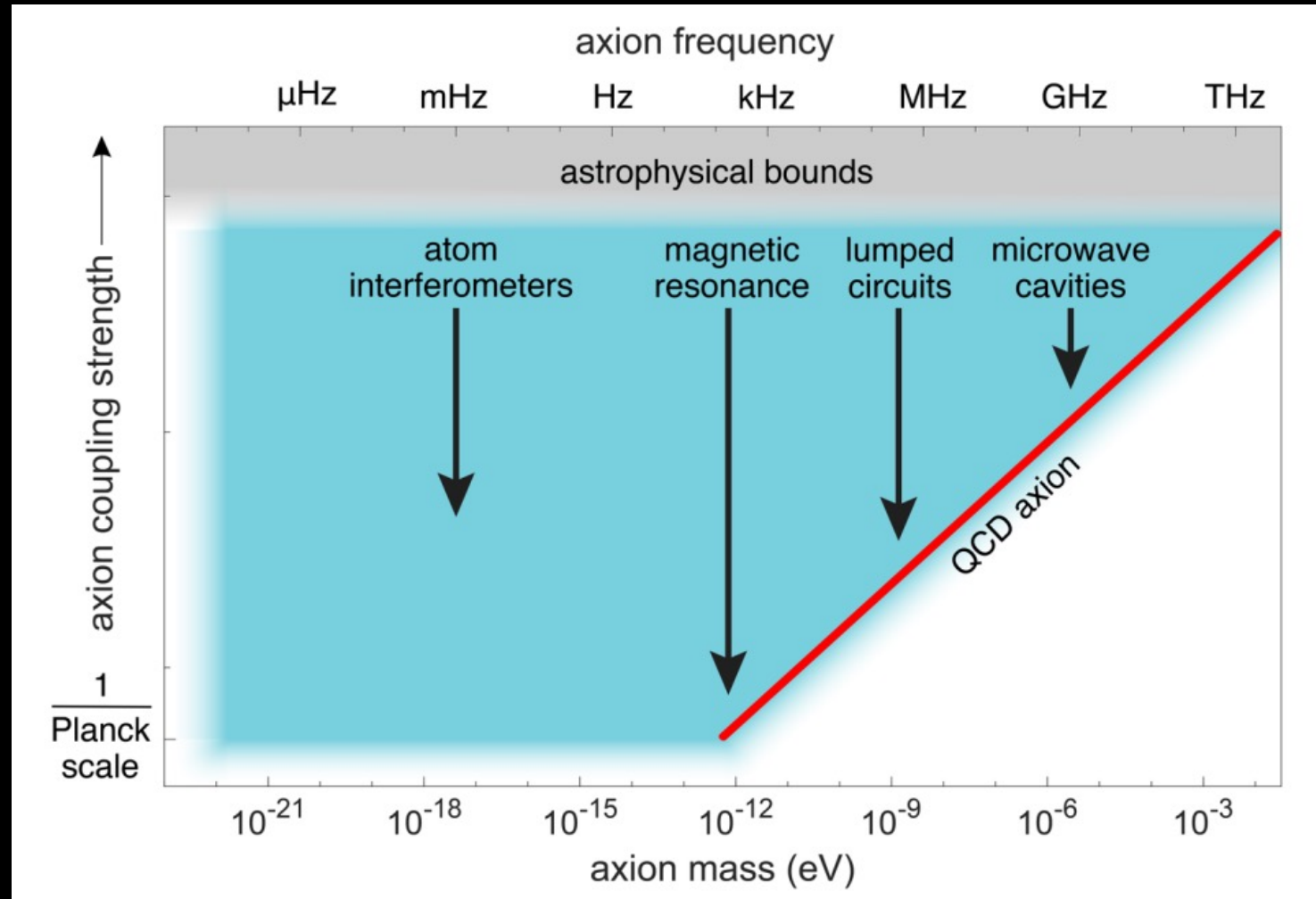
For the general axion the techniques have broader overlapping mass ranges and therefore (crucially) a discovery by one can be confirmed by another

Greater sensitivity and gaps can be closed by going beyond the standard quantum limit (blue band in figure)

Science enabled by quantum acceleration



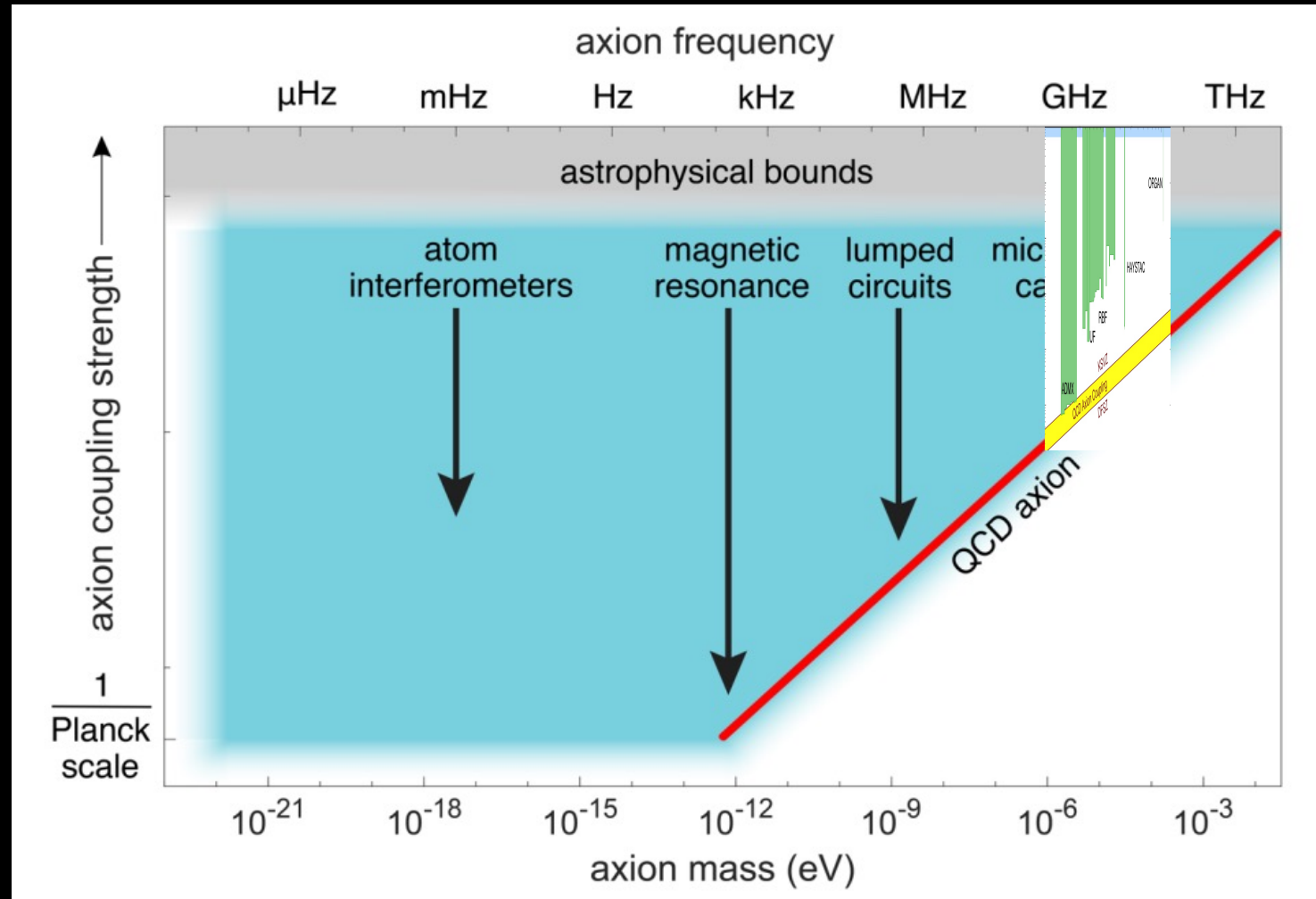
Parameter Space for General Axion Dark Matter



DOE HEP BRN
For Dark Matter
Small Projects
New Initiatives

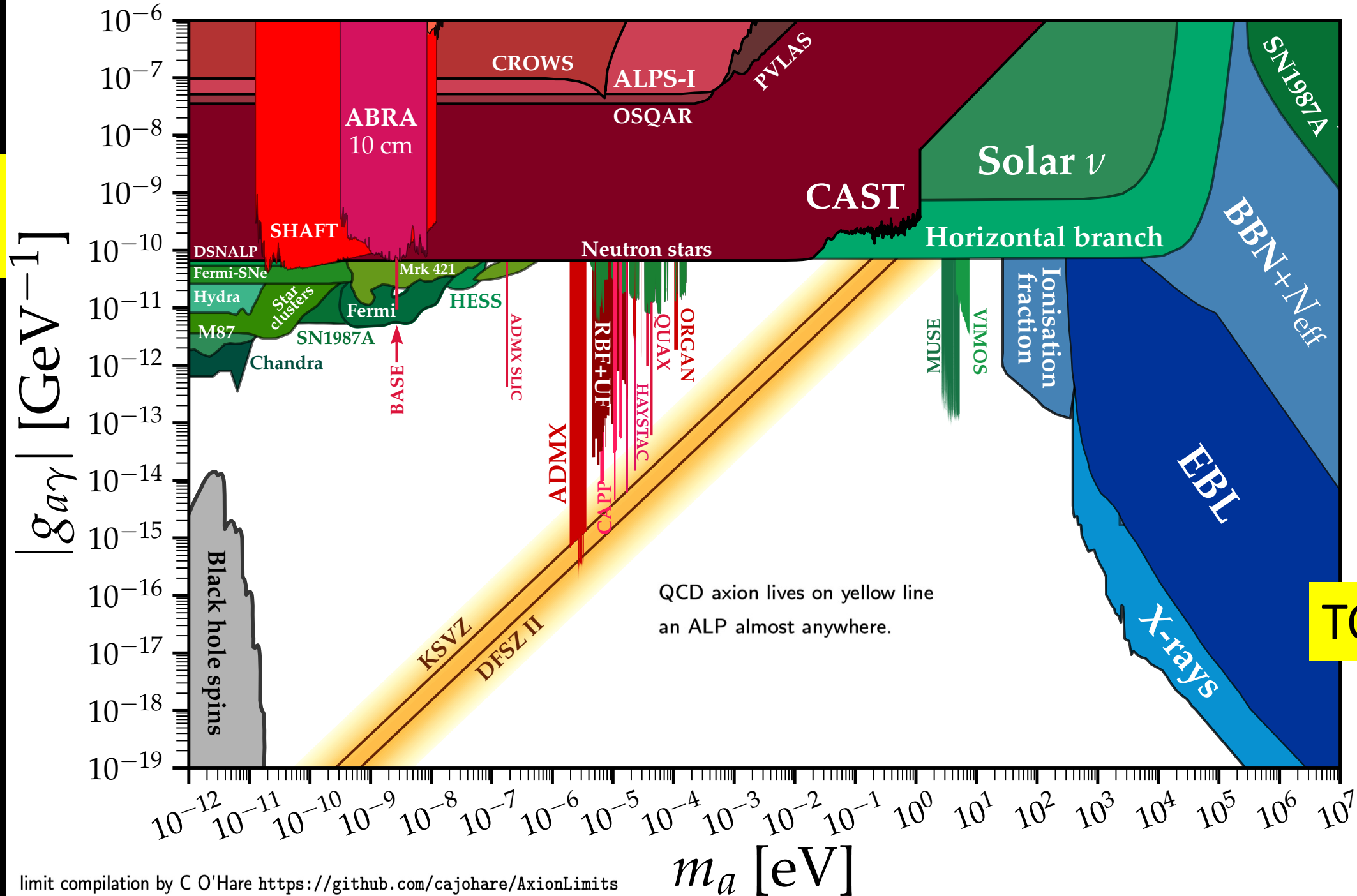
By general axion I mean any light scalar with suppressed couplings to the standard model

Parameter Space for General Axion Dark Matter



- Covering 1 – 10 GHz at DFSZ limit will take $\sim 20,000$ yrs at quantum limit, with one 9 Tesla magnet (K. Lehnert, Oxford Workshop <http://www.physics.ox.ac.uk/confs/quantum2018/index.asp>, HAYSTAC)

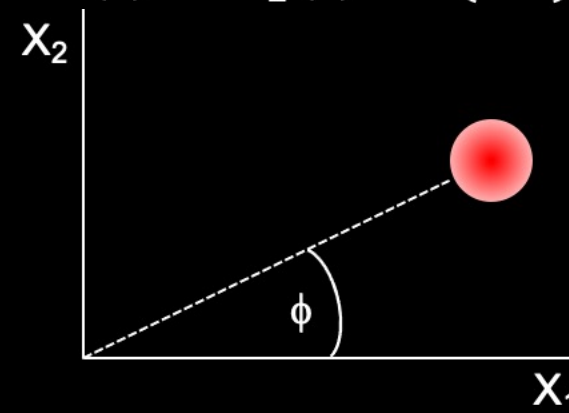
Axion
Photon
coupling



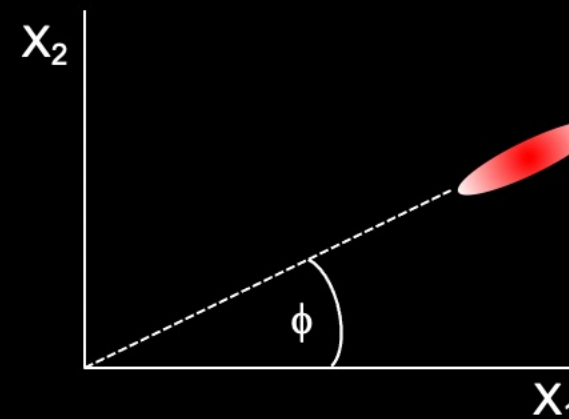
Standard Quantum Limit

- Standard Quantum Limit: A measurement repeated N times or with N independent particles is a binomial distribution \approx Gaussian distribution
 - Measurement precision scales as $1/\sqrt{N}$
- Fundamental limit set by Heisenberg Uncertainty Principle: $\Delta E \Delta t \geq \hbar/2$
- The Standard Quantum Limit can be evaded using quantum correlations:
 - Photon counting
 - Squeezing
 - Backaction evasion
 - Entanglement
 - Cooling
 - Quantum Non-Demolition (QND)
- Noise squeezing is possible as long as uncertainty area is preserved.

$$x(t) = X_1(t) \cos(\omega t) + X_2(t) \sin(\omega t)$$



Coherent Spin State



Squeezed Spin State

Heisenberg Limit

- Fundamental limit set by Heisenberg Uncertainty Principle: $\Delta E \Delta t \geq \hbar/2$

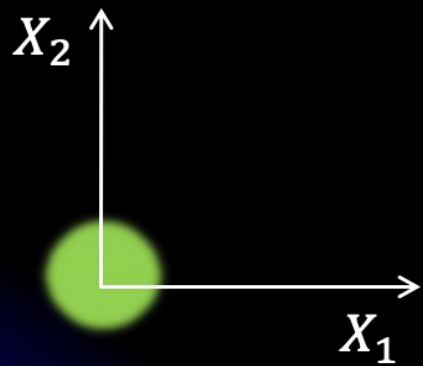
$$\Delta X \sim 1 / \sqrt{N}$$

Standard Quantum Limit for
N uncorrelated particles

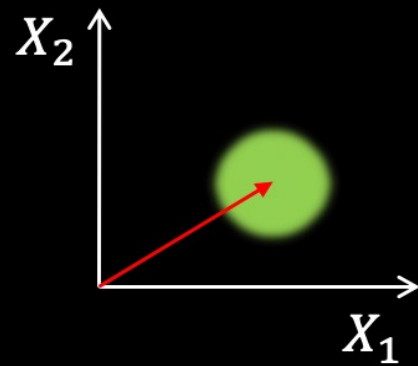
$$\Delta X \sim 1 / N$$

Heisenberg Limit requires
N particle entanglement

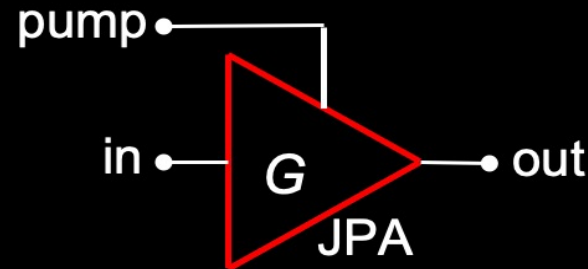
- Measure one quadrature accurately and put the uncertainty into the other quadrature.
- If this is possible, single-quadrature precision is not limited by Heisenberg.



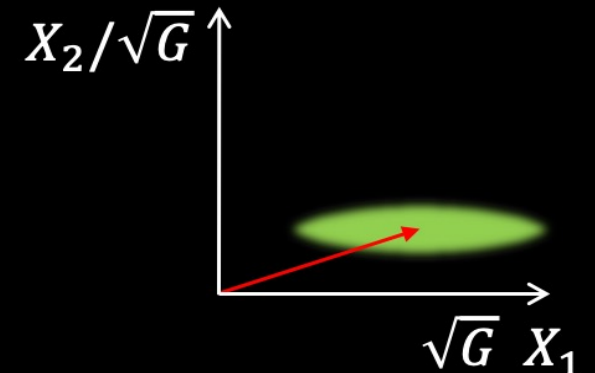
“vacuum state”



“displaced state”
(through interaction)



Amplification and
squeezing



“measurement state”

Heisenberg Limit

- Fundamental limit set by Heisenberg Uncertainty Principle: $\Delta E \Delta t \geq \hbar/2$

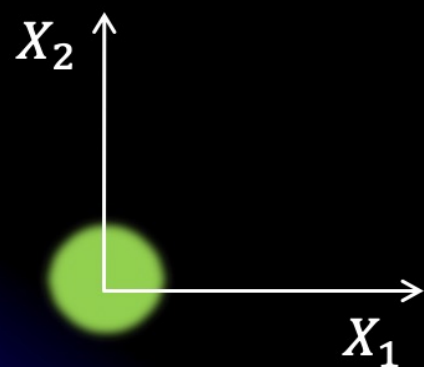
$$\Delta X \sim 1 / \sqrt{N}$$

Standard Quantum Limit for
N uncorrelated particles

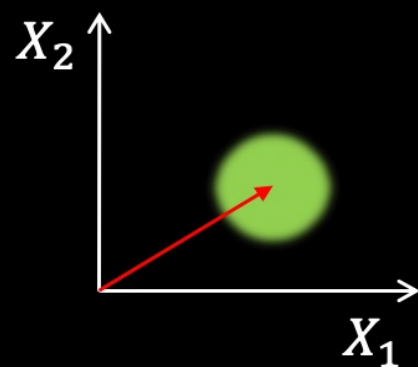
$$\Delta X \sim 1 / N$$

Heisenberg Limit requires
N particle entanglement

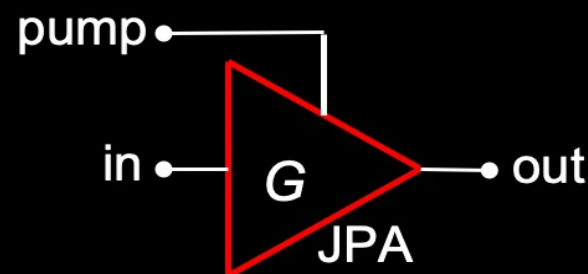
- Measure one quadrature accurately and put the uncertainty into the other quadrature.
- If this is possible, single-quadrature precision is not limited by Heisenberg.



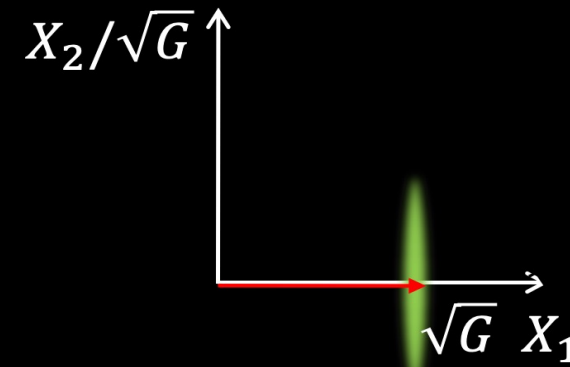
“vacuum state”



“displaced state”
(through interaction)

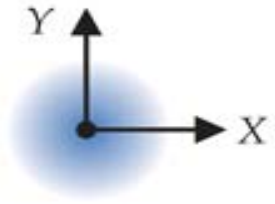


Amplification and
squeezing

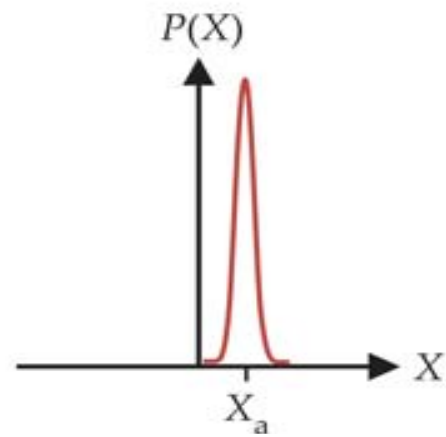
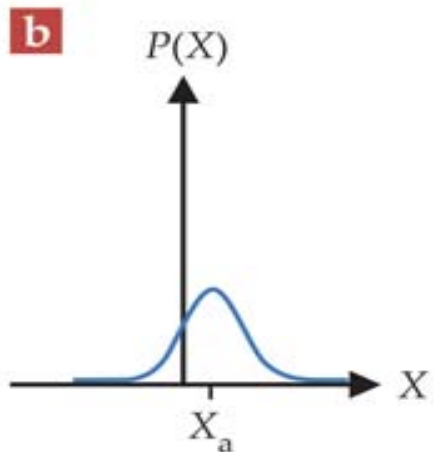
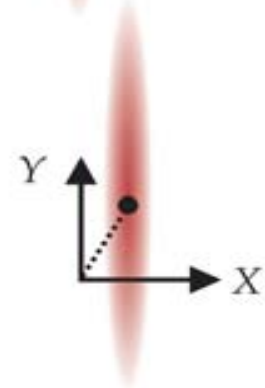
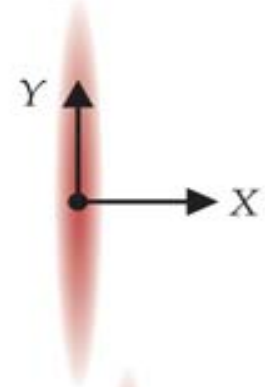


“measurement state”

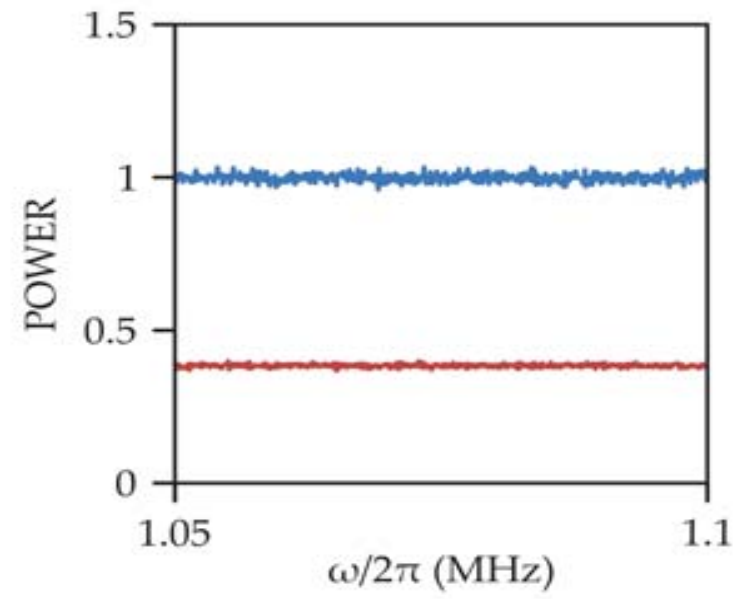
a Unsqueezed



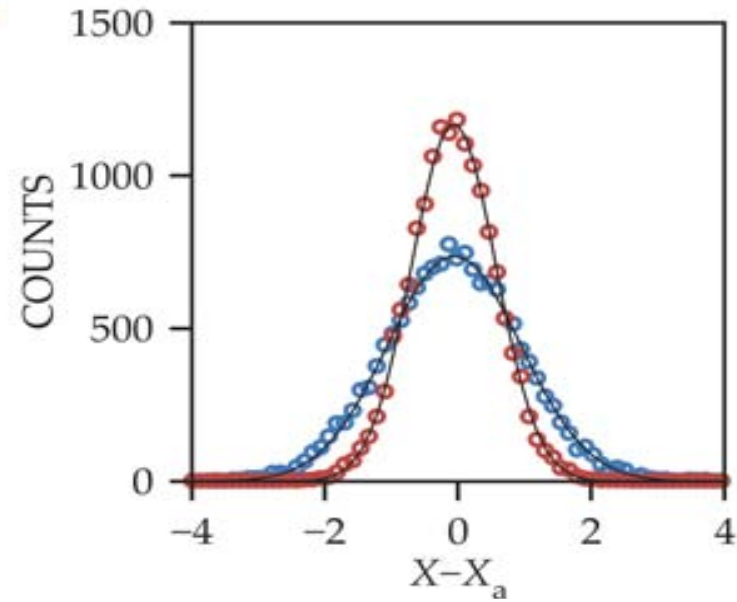
Squeezed



c

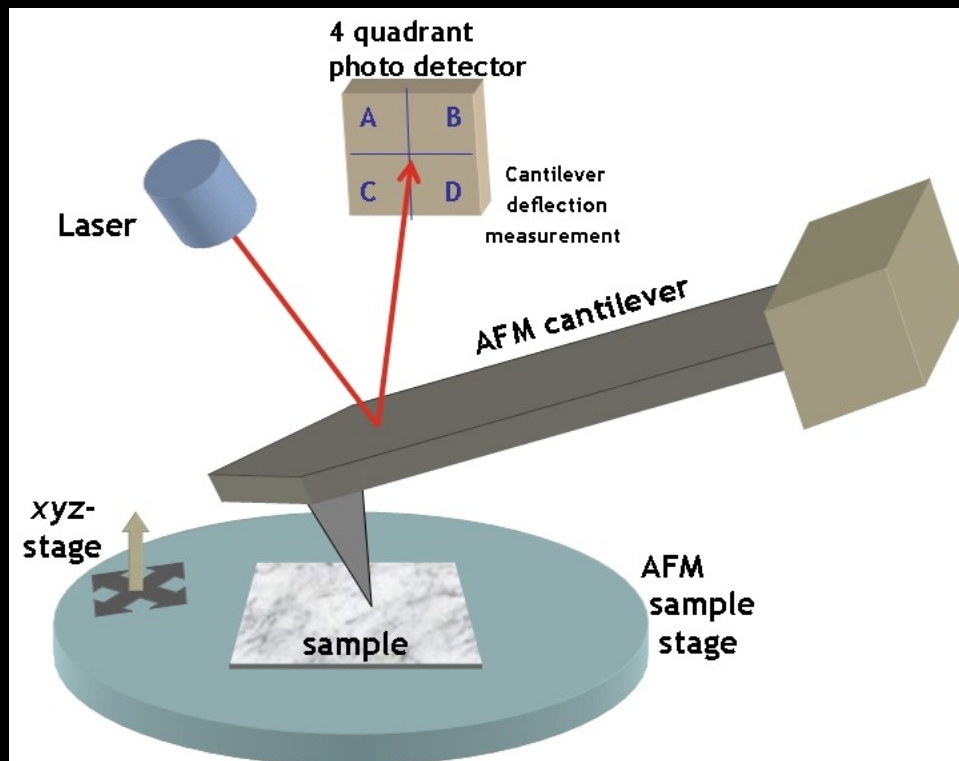


d

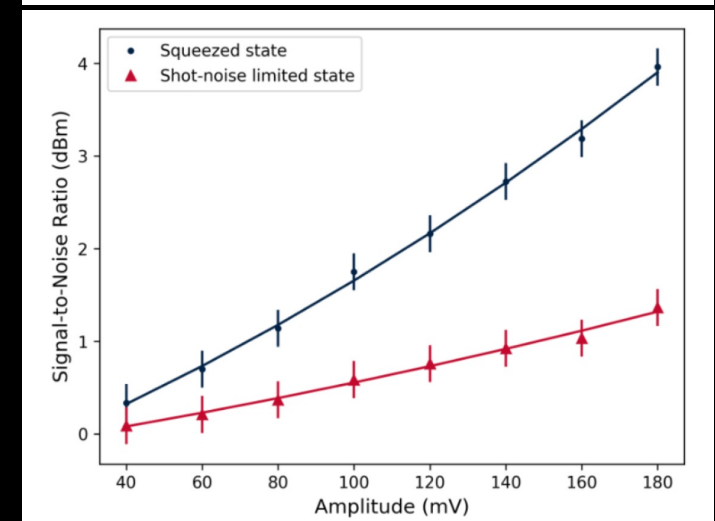
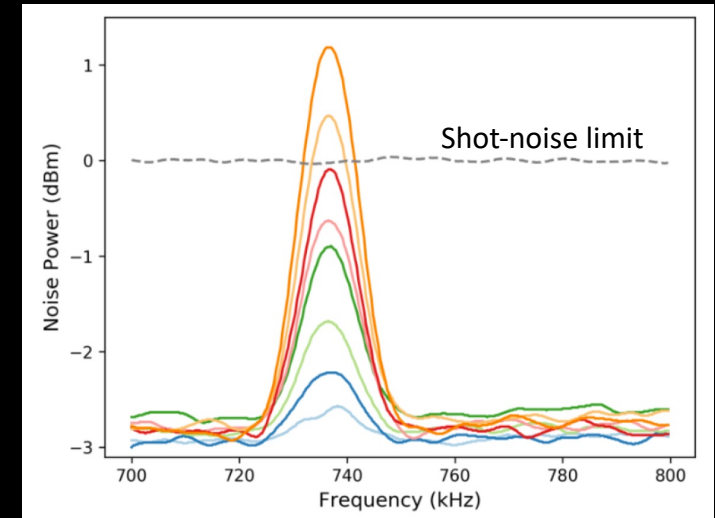


Atomic Force Microscopy

- Quantum-enhanced atomic force microscopy using squeezed probe through the application of nonlinear interferometry
- Displacement of microcantilever with quantum noise reduction of up to 3 dB below the standard quantum limit: quantum-enhanced measurement of 1.7 fm/√Hz.



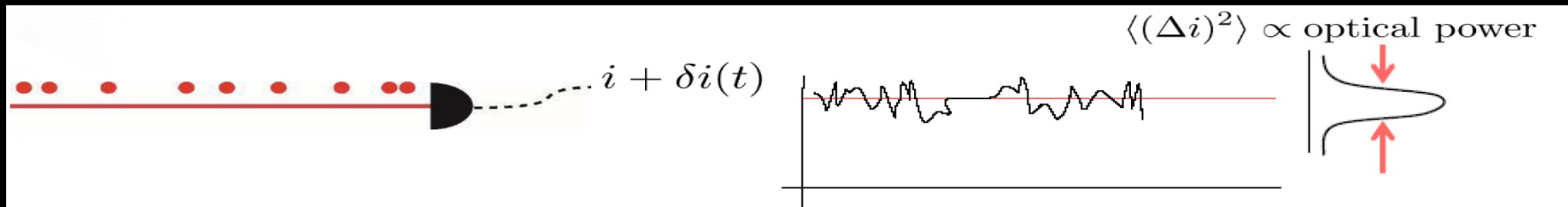
Detectors TRISEP Shipsey L3



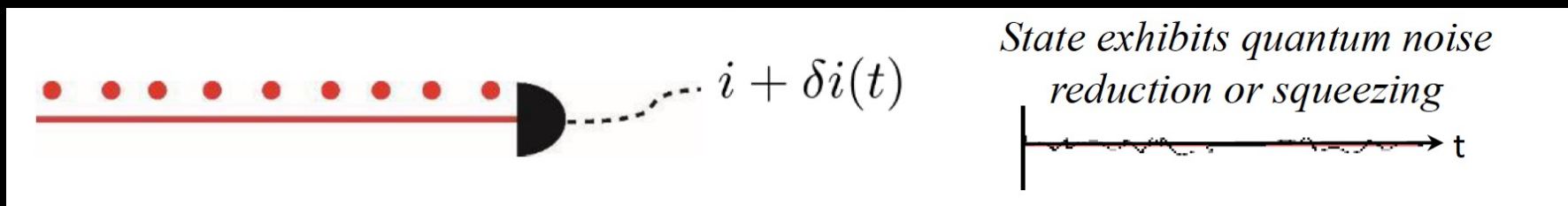
Physical Review Letters 124 (23), 230504 (2020)

Beyond the SQL

- Quantum Noise Reduction with optical probe
 - Quantum noise can be viewed as a result of light being composed of discrete photons with a random temporal distribution.

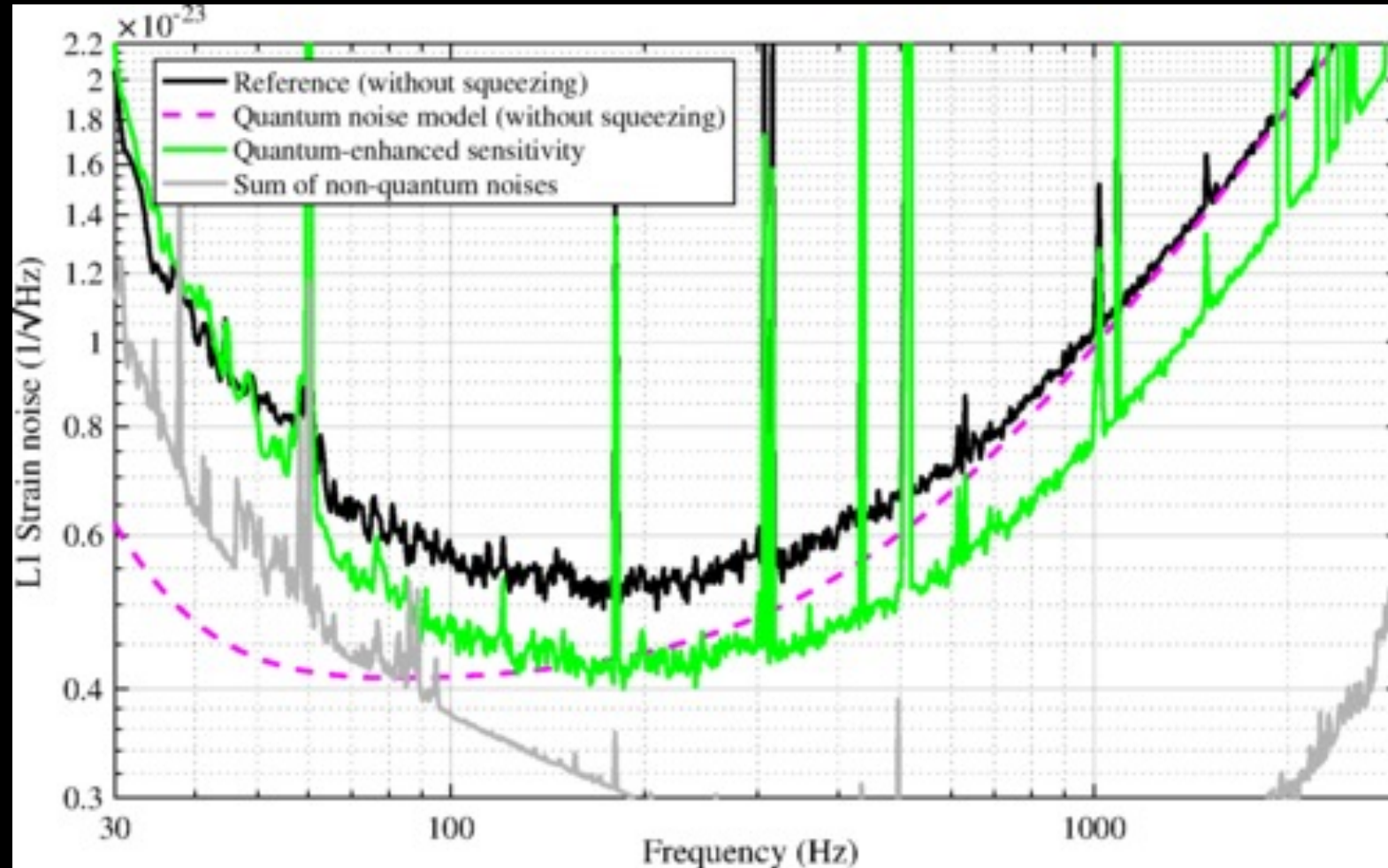


- This noise represents the shot noise limit (SNL) and is the minimum noise level for a classical state of light.
- One can generate states of light with less noise in amplitude through the use of a nonlinear process that can emit pairs of photons.



Science 321 , 544 547 (2008); Nature 457 , 859 862 (2009)

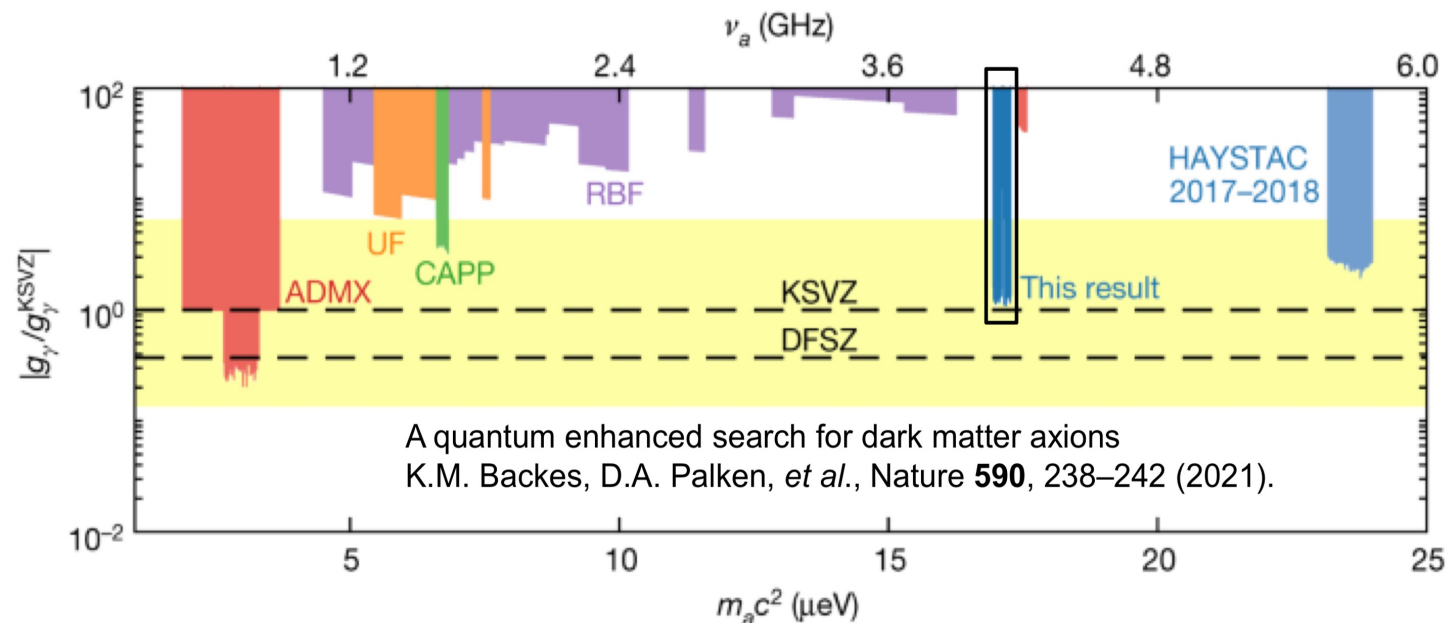
LIGO: Quantum enhanced sensing-Squeezed light for improved sensitivity



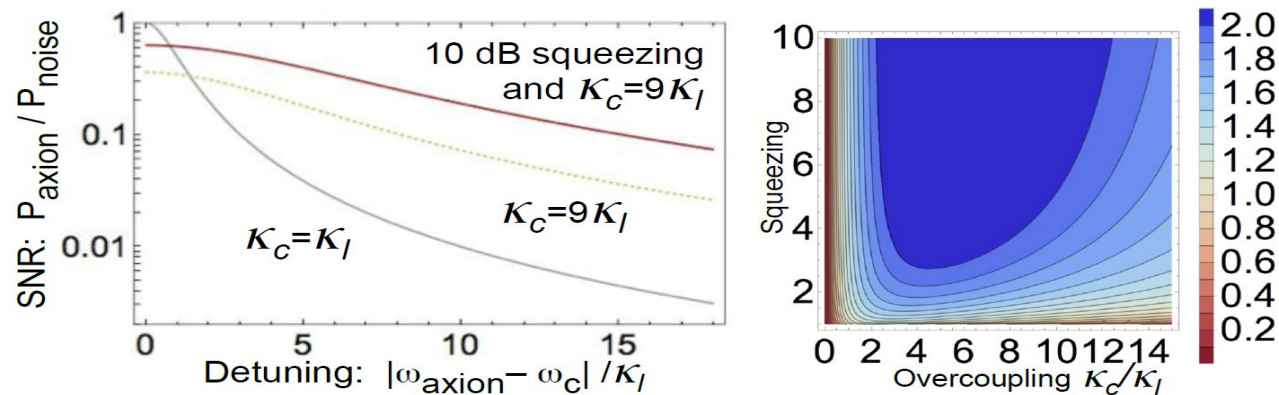
<https://journals.aps.org/prl/abstract/10.1103/PhysRevLett.123.231107>

Detectors TRISEP Shipsey L3
<https://journals.aps.org/prl/abstract/10.1103/PhysRevLett.123.231108>

HAYSTAC: Acceleration through squeezing



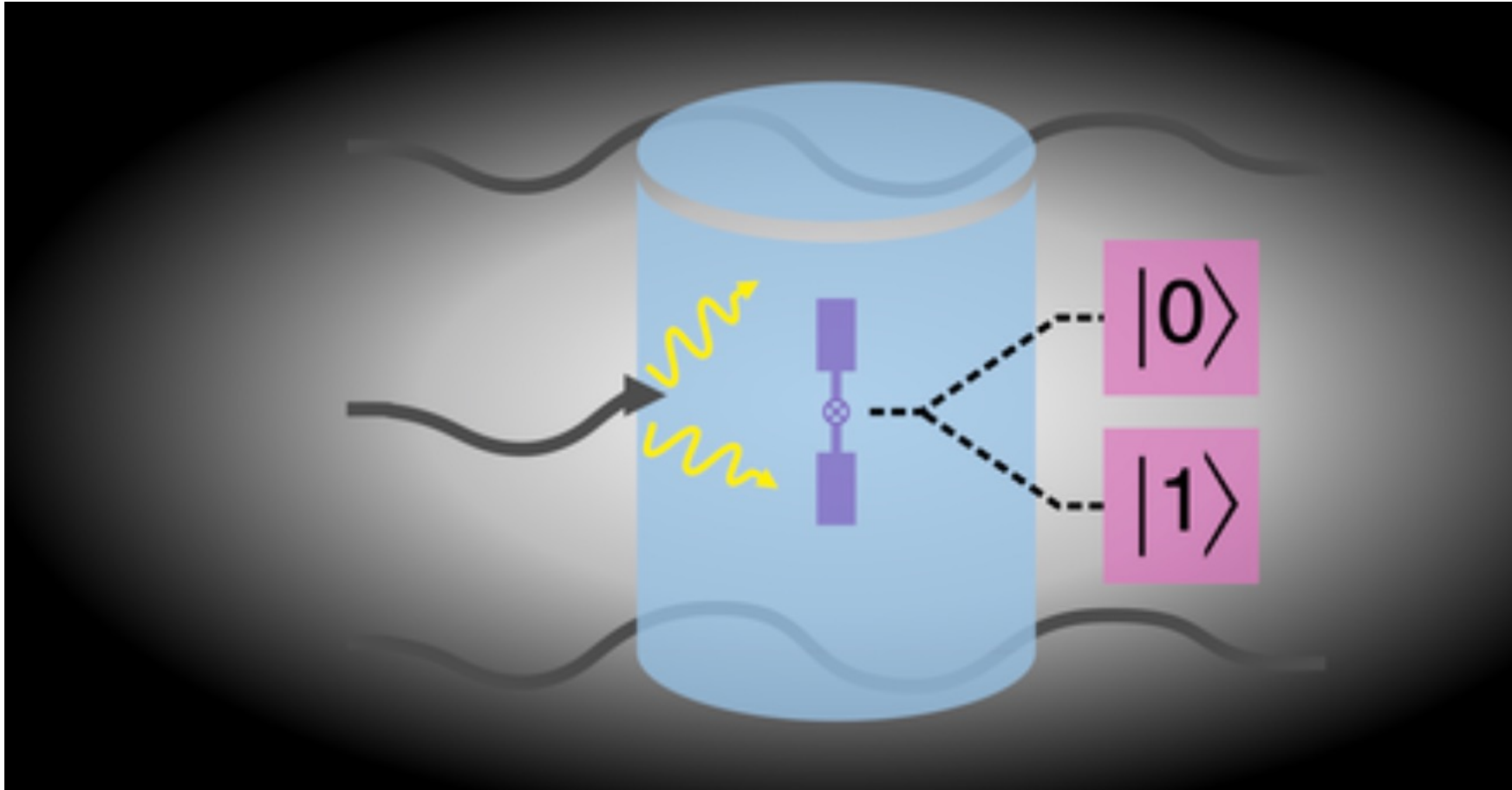
HAYSTAC run 1 & 2 combined exclusion plot




HAYSTAC Phase II squeezed state receiver
projected acceleration

Droster, Alex G., and Karl van Bibber.
"HAYSTAC Status, Results, and
Plans." *arXiv preprint*
arXiv:1901.01668 (2019).

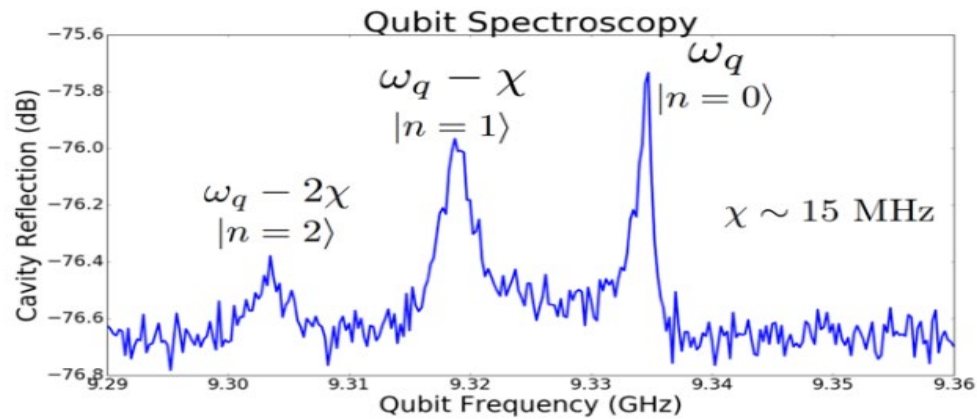
Qubits as cameras



Ground state measurement: QND photon counting



Use qubit as an atomic clock whose frequency depends on the number of photons in the cavity. The electric field of even a **single photon** will exercise the non-linearity of the qubit oscillator and shift its frequency.

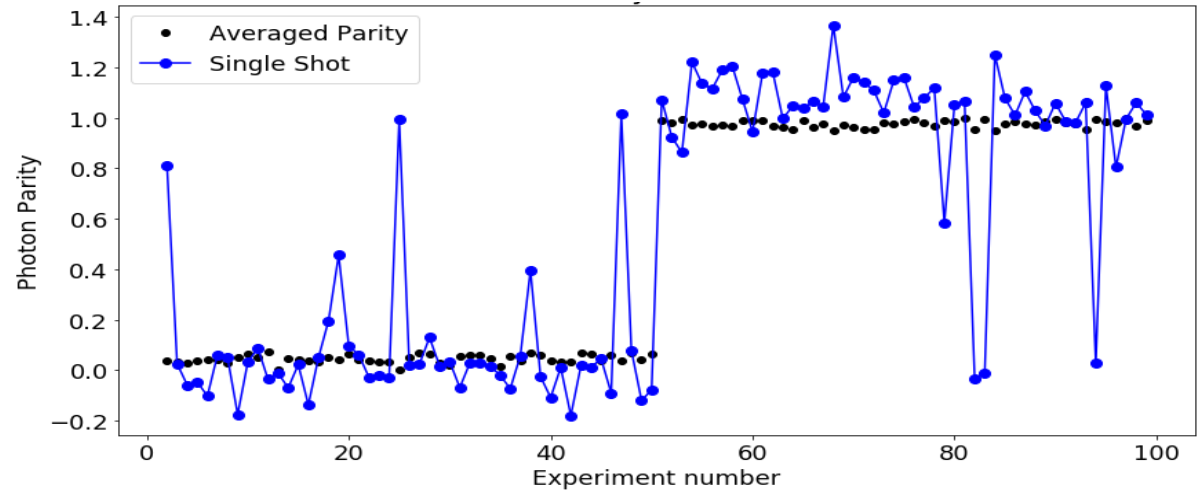


Count # of photons by measuring the quantized frequency shift of the qubit.

Figure Credit: Aaron Chou, FNAL

Akash Dixit, Aaron Chou, David Schuster

Repeatedly measure the clock frequency to determine whether the cavity contains 0 or 1 photon:



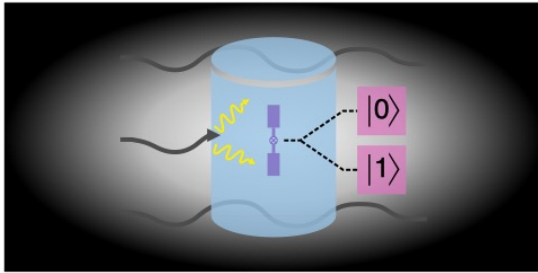
Many QND measurements agree that the cold cavity contains 0 photons

Many QND measurements of the single photon **without absorbing it.**

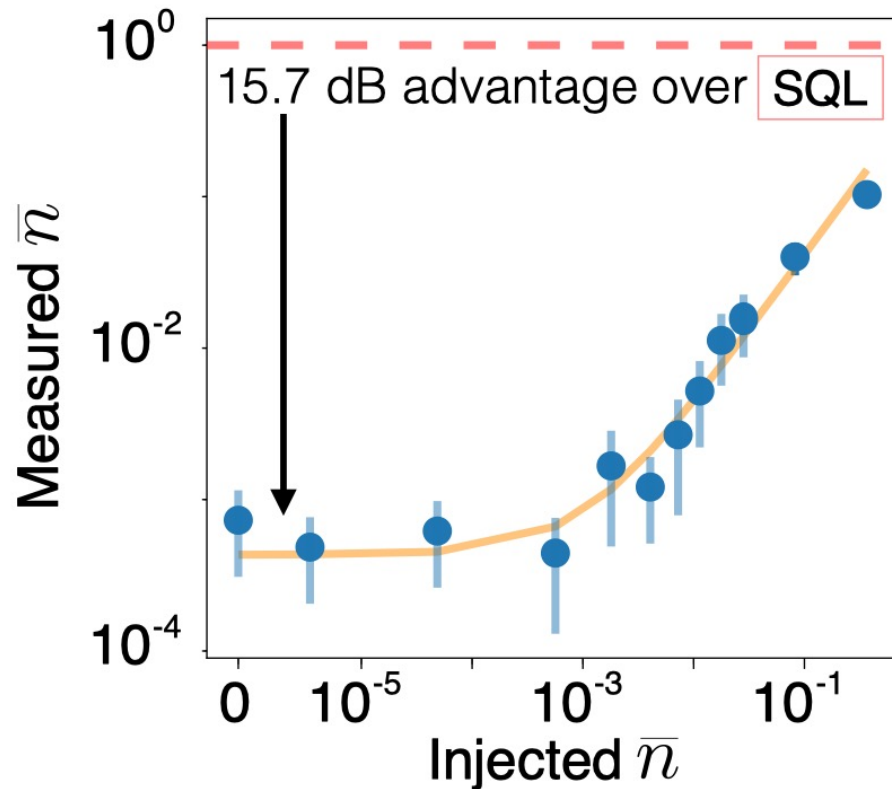
Inject 1 photon

Counting photons with a qubit enables 1,300 X speed up of dark matter search

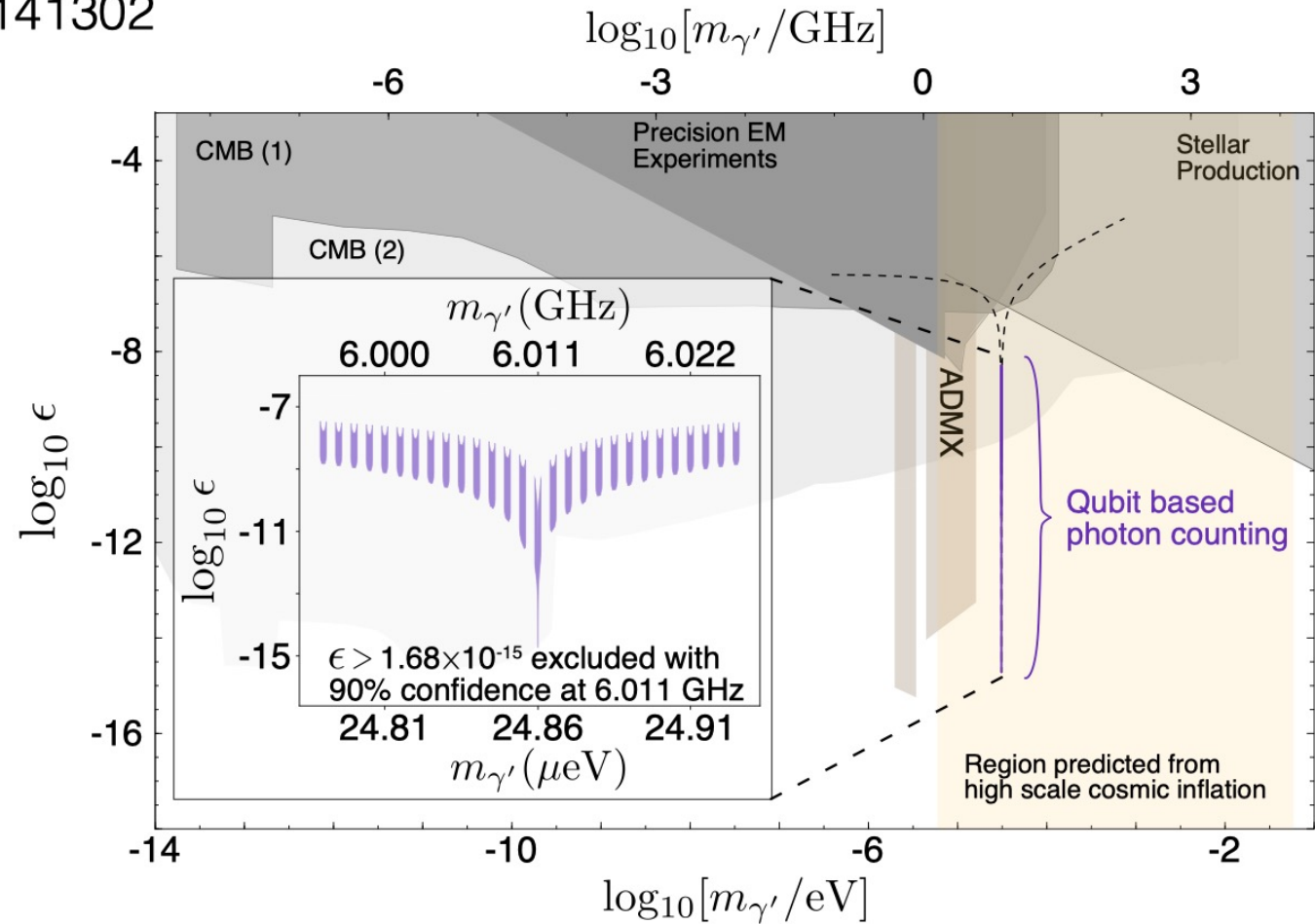
Slide credit A. Dixit



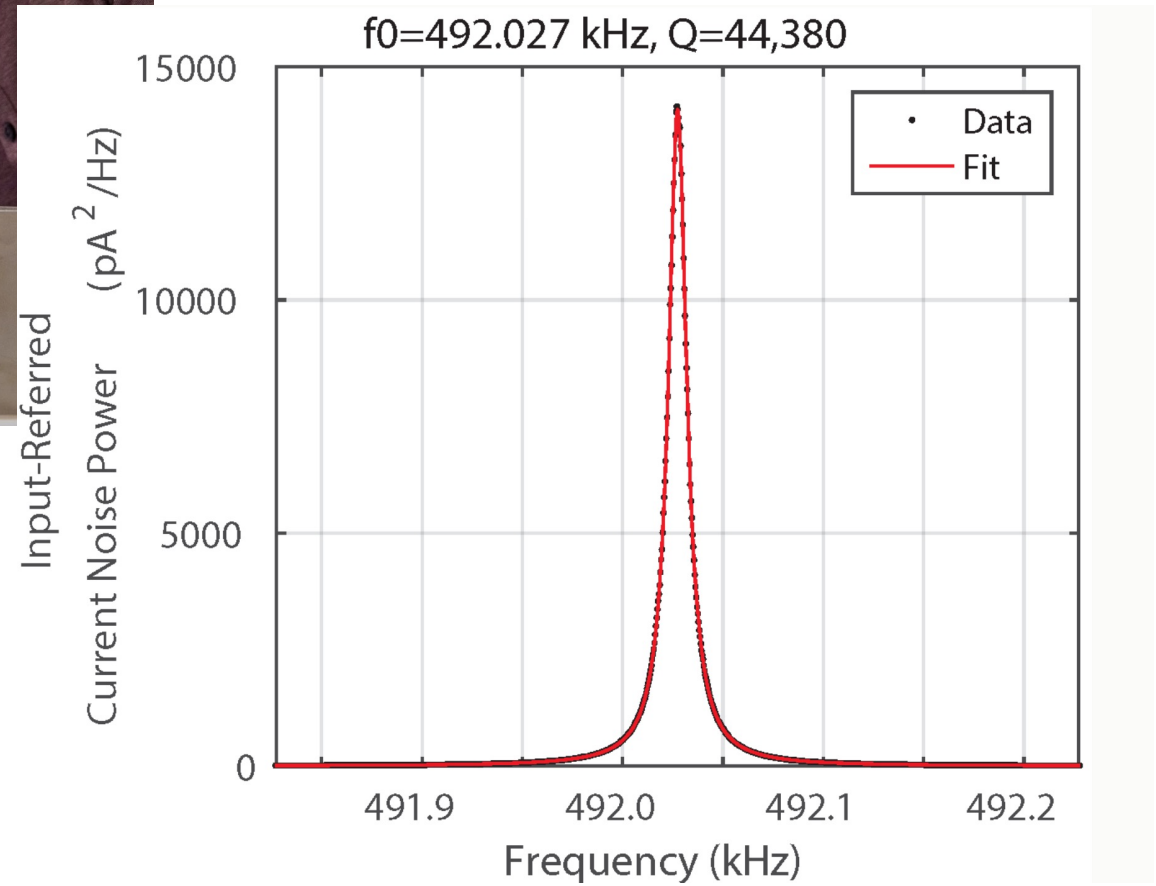
A. V. Dixit, et. al.
Phys. Rev. Lett. **126**, 141302



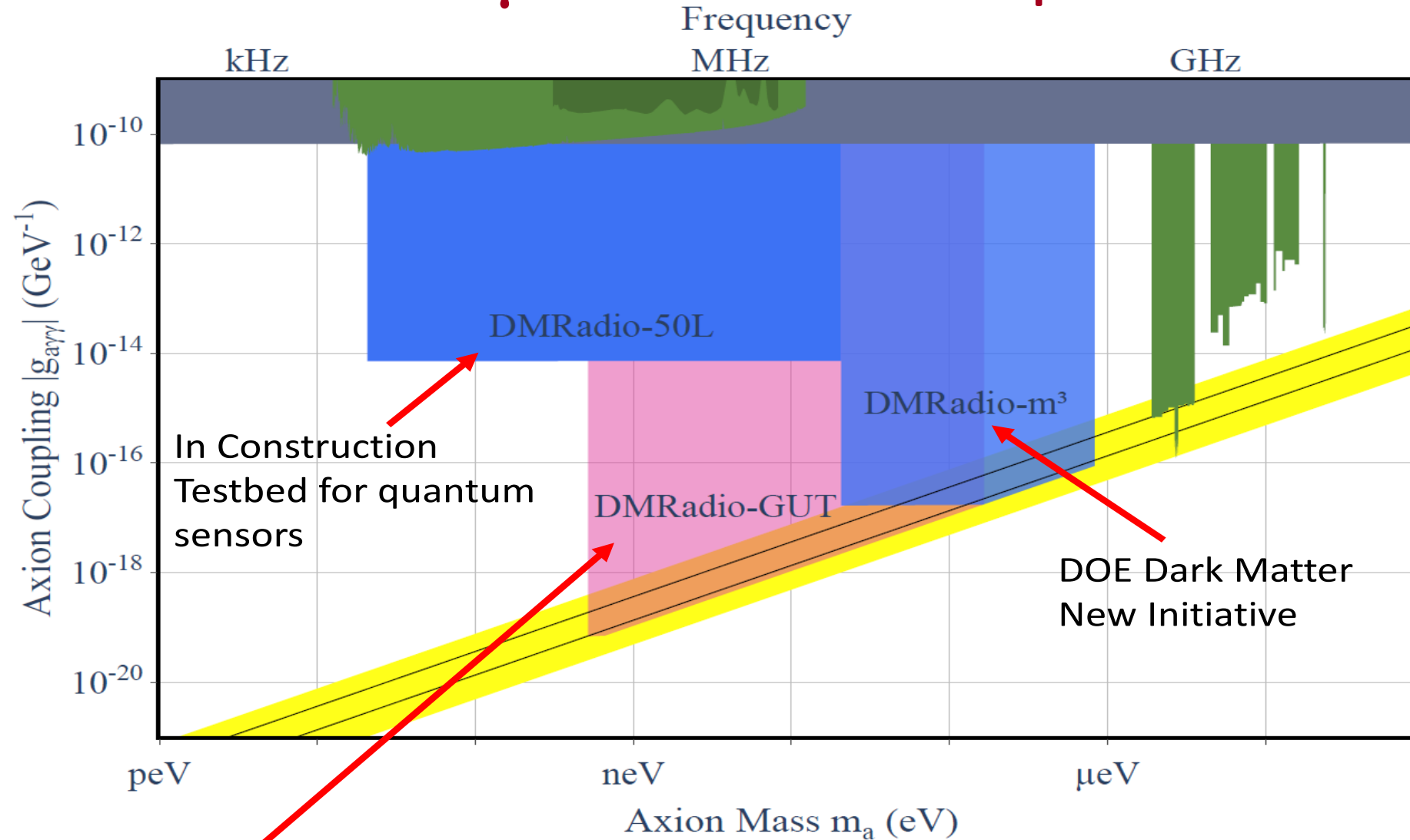
Counting single photons with a quantum bit. False positives exponentially suppressed by repeated QND measurements



Can scan large regions of DM parameter space with qubit based detector.



< 1 μeV : DM Radio Experiment Family



DMRadio-GUT is a long way off!

Chaudhuri, Saptarshi. Snowmass2021-Letter of Interest
"DMRadio-GUT: Probing GUT-scale QCD Axion Dark Matter."



Spin Precession NMR Based Axion Searches

1. Pseudoscalar light field: spin = 0, odd under parity
2. Proposed to solve the strong CP problem of Quantum Chromodynamics [PRL 38, 1440 (1977)]
3. Axion-like particles (ALPs) arise very naturally in string theories, symmetries broken at GUT (10^{16} GeV) or Planck (10^{19} GeV) scales
4. Possible couplings to standard model particles:

axion field amplitude $\rightarrow \frac{a}{f_a} F_{\mu\nu} \tilde{F}^{\mu\nu}$

symmetry breaking scale \rightarrow

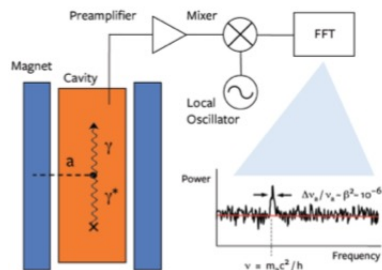
coupling to photons

\rightarrow Primakoff effect



most axion DM searches:
ADMX, HAYSTAC, ...

(sensitivity all the way down to the QCD axion coupling!)



[Phys. Rev. Lett. **115**, 201301 (2015)]
[Phys. Rev. Lett. **118**, 061302 (2017)]

$$\frac{a}{f_a} G_{\mu\nu} \tilde{G}^{\mu\nu}$$

coupling to gluons

\rightarrow creates nucleon EDM (electric dipole moment)

this is why axions were invented

\rightarrow spin to axion coupling:

$$H_e \propto \vec{\sigma} \cdot (a \vec{E}^*)$$

CASPER-electric

$$\frac{\partial_\mu a}{f_a} \bar{\Psi}_f \gamma^\mu \gamma_5 \Psi_f$$

coupling to fermions

\rightarrow creates axion "wind"

\rightarrow spin to axion "wind" coupling:

$$H_{\text{wind}} \propto \vec{\sigma} \cdot \vec{\nabla} a$$

CASPER-wind

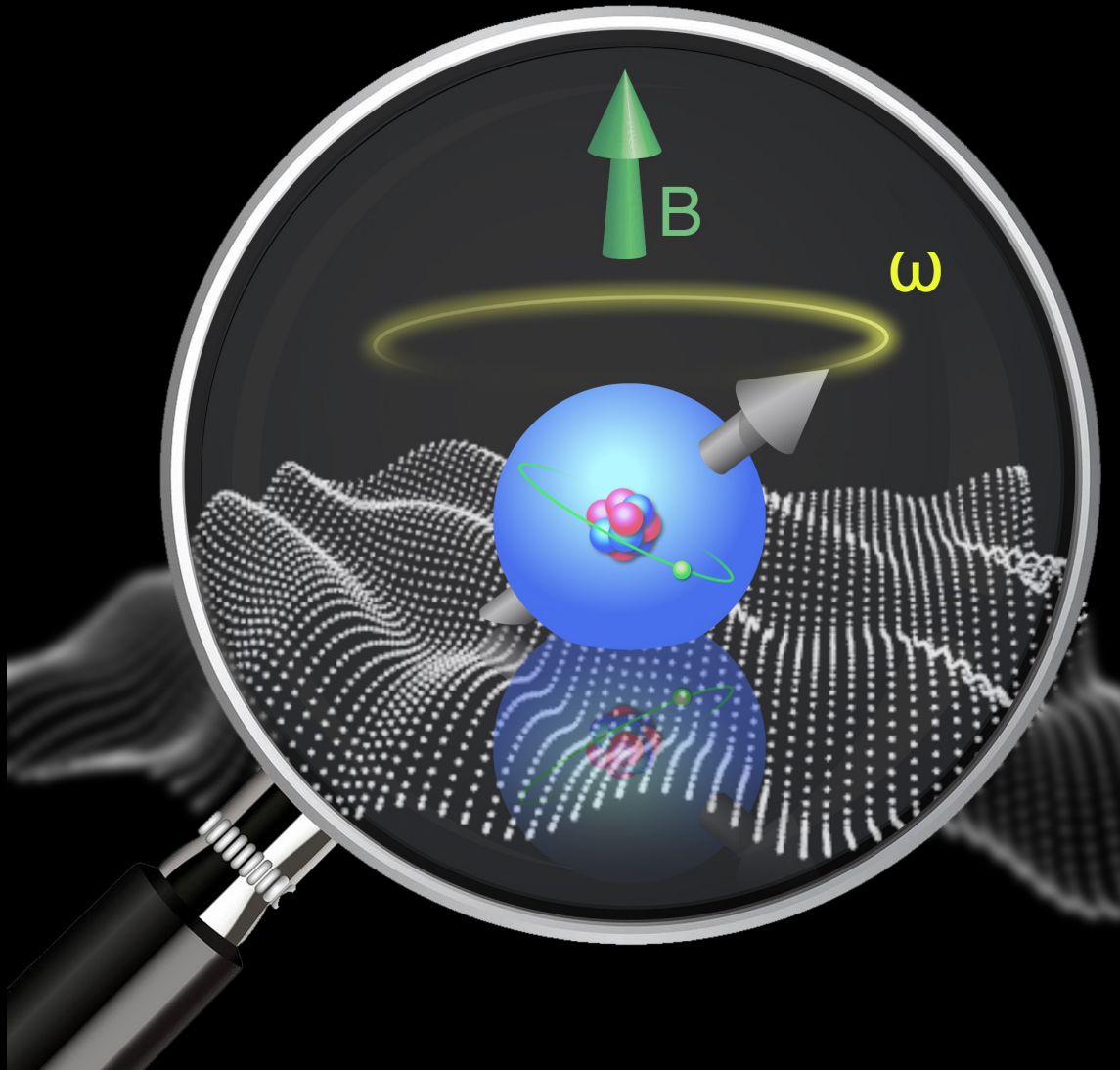
CASPER (Cosmic Axion Spin Precession Experiments) will search for experimental signatures of these couplings

Detectors TRISEP, Shipsey, ...

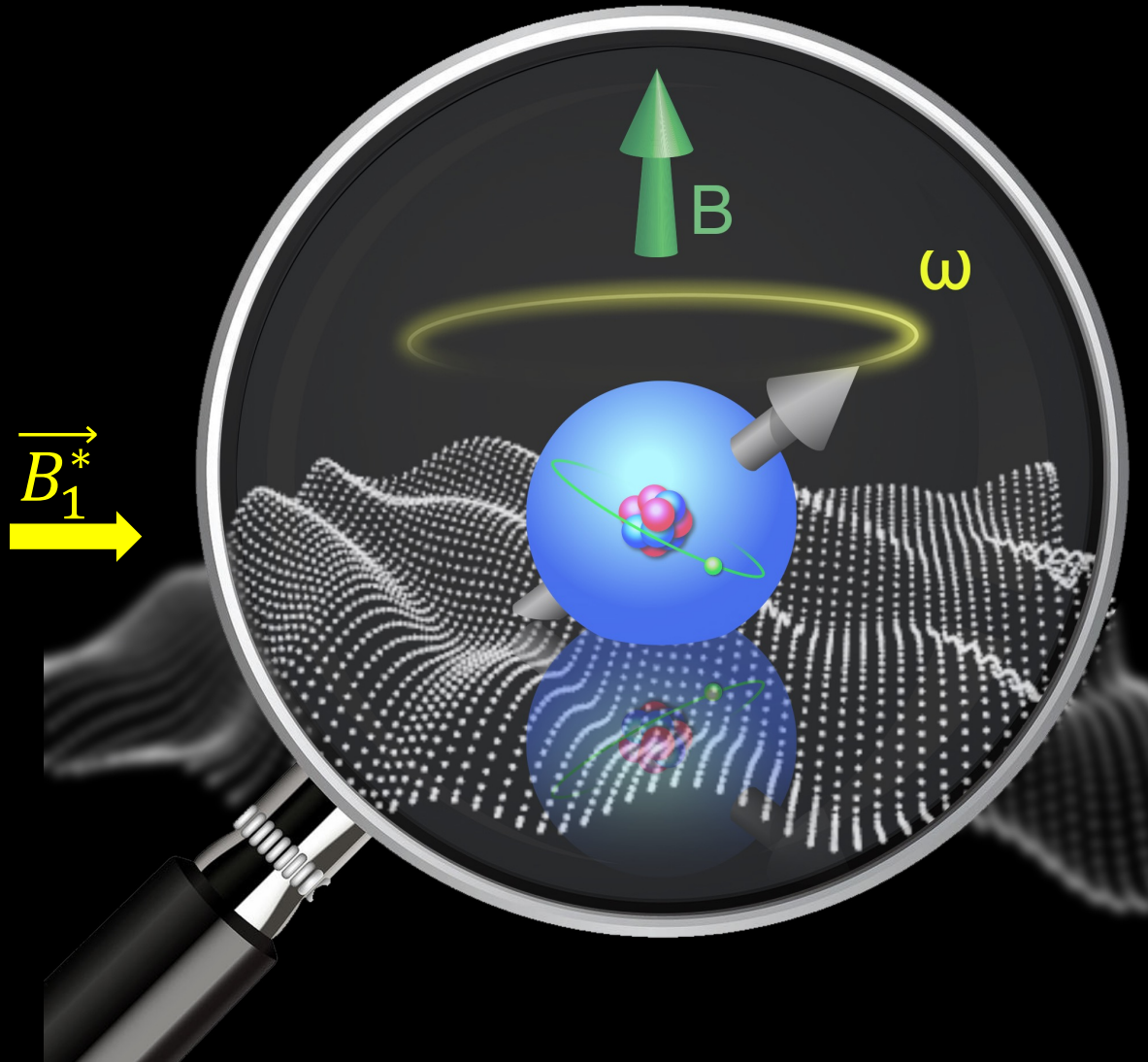
Spin Precession NMR-Based Axion Detection

- Axion-fermion coupling generates axion “wind”, creating an effective B-field with well-known spin coupling: NMR technique

$$\begin{aligned}\mathcal{H}_{wind} &\propto \vec{\sigma} \cdot \vec{\nabla} a \\ &= \vec{\sigma} \cdot \vec{B}_1^* \cos \omega_a t\end{aligned}$$



Spin Precession NMR-Based Axion Detection

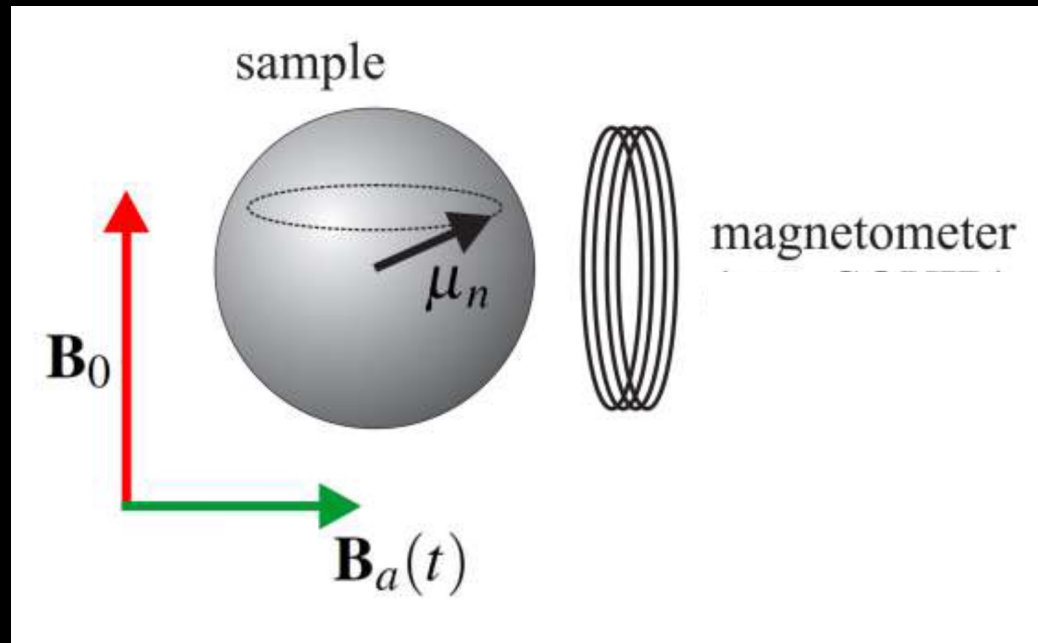


- Axion-fermion coupling generates axion “wind”, creating an effective B-field with well-known spin coupling: NMR technique

$$\begin{aligned}\mathcal{H}_{wind} &\propto \vec{\sigma} \cdot \vec{\nabla} a \\ &= \vec{\sigma} \cdot \vec{B}_1^* \cos \omega_a t\end{aligned}$$

- Axion (ALP) field oscillates at a frequency equal to its mass in transverse direction

Spin Precession NMR-Based Axion Detection



- Larmor frequency = axion Compton frequency
 - Measure resonant enhancement and
 - transverse component of magnetic field
- Magnetometers used: pickup coils and SQUIDS (CASPER)



Aside: magnetic resonance

CASPER is similar to NMR

$$\text{interaction: } H_{\text{NMR}} = \vec{\sigma} \cdot \vec{B}$$

$$H_{\text{NMR}} = \vec{\sigma} \cdot \vec{B}_0 + \vec{\sigma} \cdot \vec{B}_1 \cos \omega_0 t$$



1) place a spin-1/2 into an external magnetic field splits the spin states by $g\mu B_0$

2) spin polarization (thermal or optical) in a cm^3 sample

3) resonance: $\hbar\omega_0 = g\mu B_0$

➔ RF magnetic field can now flip spins!

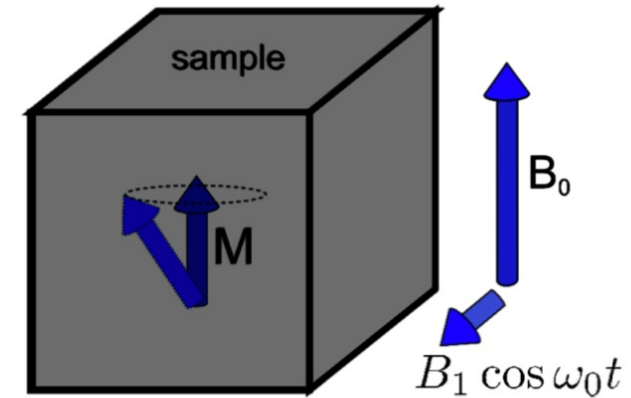
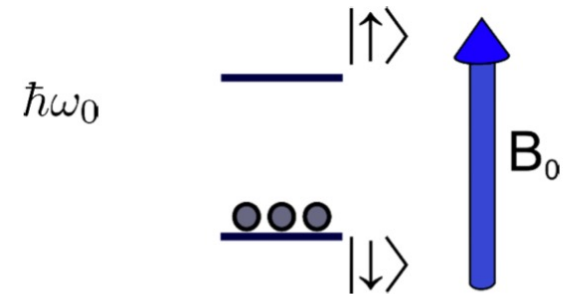
➔ sample magnetization tilts and precesses

4) a magnetometer next to the sample detects the magnetic field created by this precessing magnetization



a very useful tool for non-invasive imaging (MRI, EPR) and studying molecular structure (NMR)

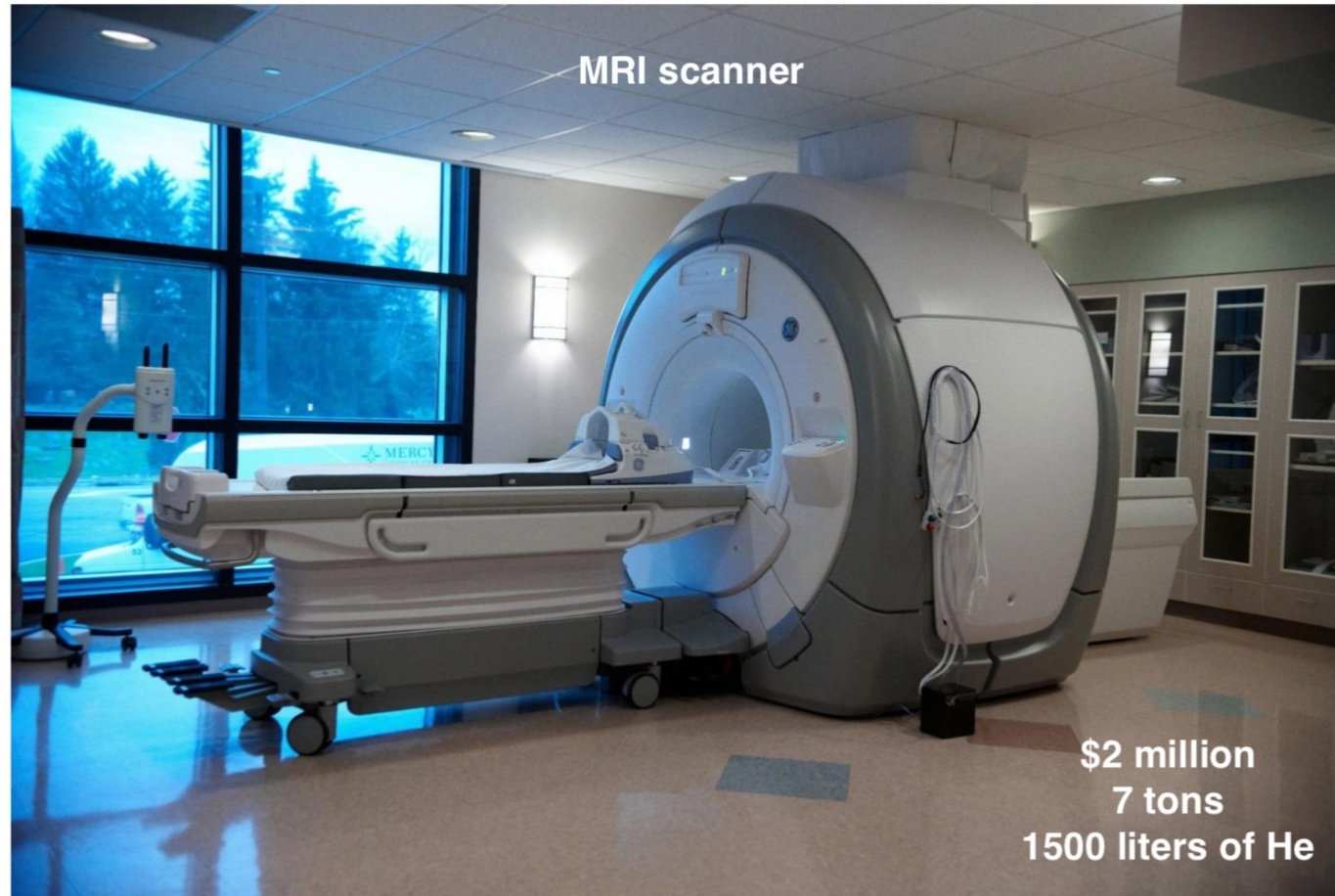
- constant bias magnetic field B_0
- radiofrequency (RF) magnetic field B_1





Aside: magnetic resonance

CASPEr is
similar to NMR



a very useful tool for non-invasive imaging (MRI, EPR)
and studying molecular structure (NMR)



Searching for axion coupling to spin with magnetic resonance

effective interaction: $H_{\text{CASPER}} = \vec{\sigma} \cdot \vec{B}_1^* \cos \omega_a t$

$$H = \vec{\sigma} \cdot \vec{B}_0 + \vec{\sigma} \cdot \vec{B}_1^* \cos \omega_a t$$

1) placing a spin-1/2 into an external magnetic field splits the spin states by $g\mu B_0$

2) spin polarization (thermal or optical) in a cm^3 sample

3) resonance: $\hbar\omega_a = g\mu B_0$

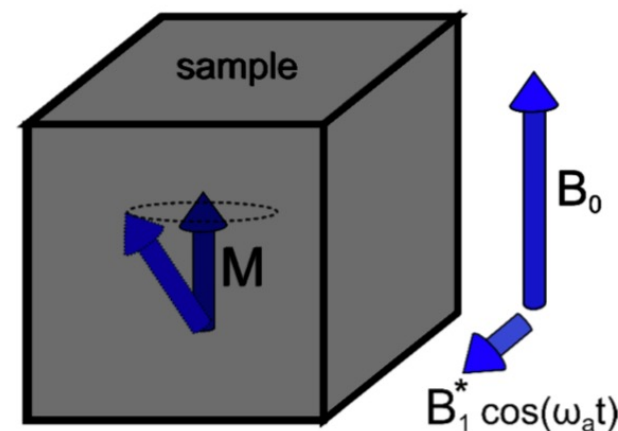
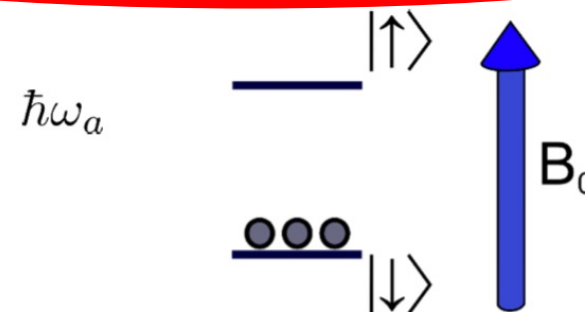
- ➔ axion-spin interaction can now flip spins!
- ➔ sample magnetization tilts and precesses

4) a magnetometer next to the sample detects the magnetic field created by this precessing magnetization



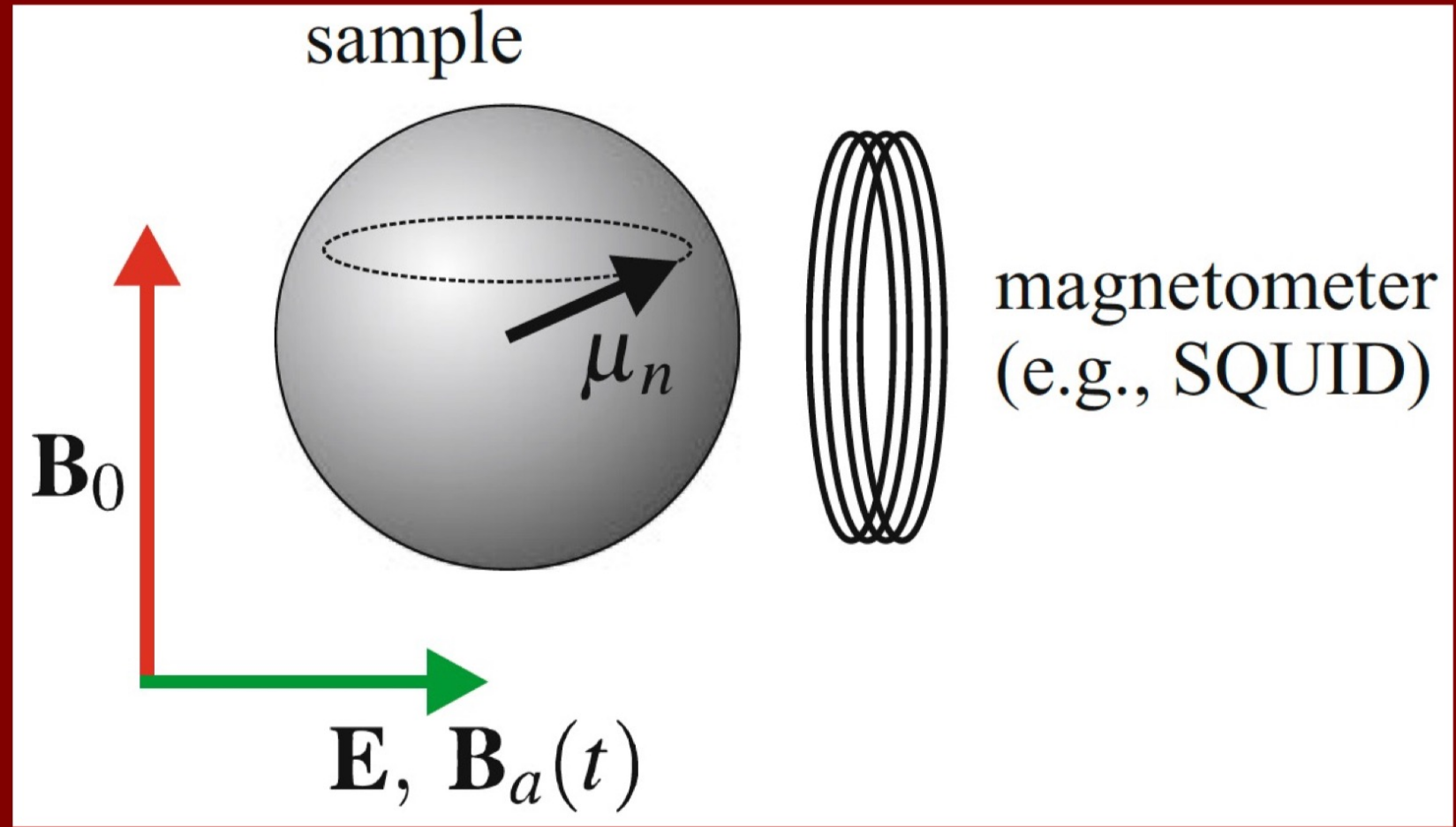
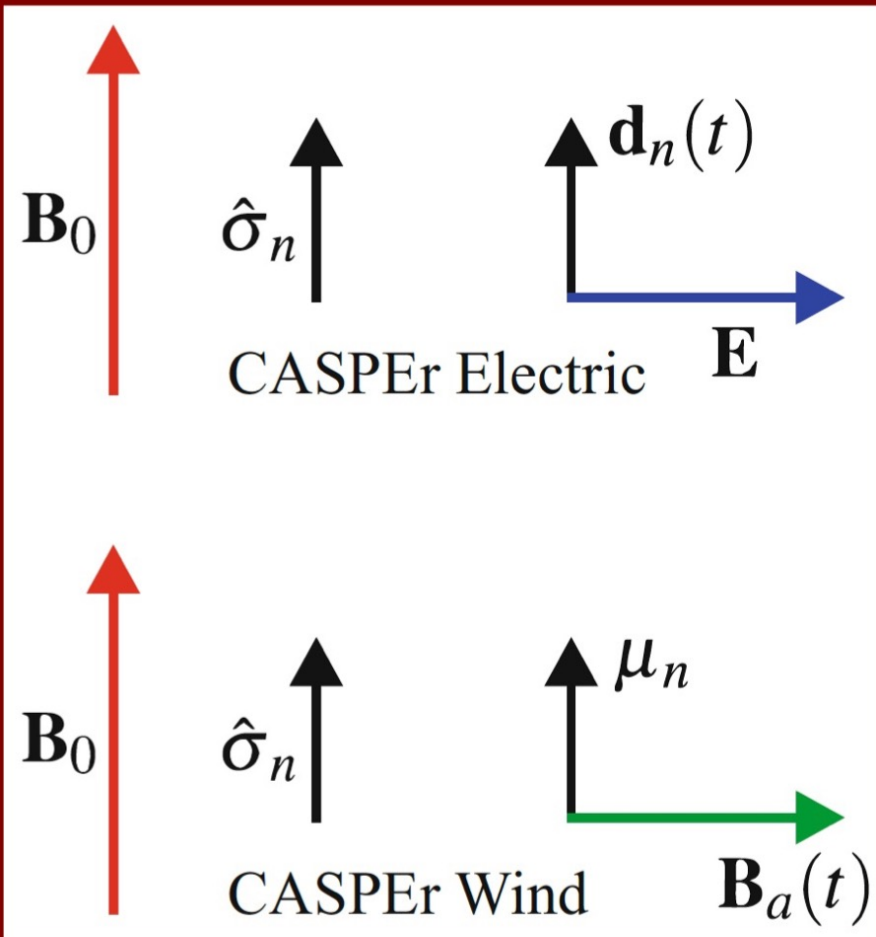
an NMR experiment with no RF magnetic field, instead axion dark matter flips spins

- constant bias magnetic field B_0
- spin-axion interaction plays the role of the radiofrequency magnetic field B_1



[Phys. Rev. X 4, 021030 (2014)]

DM search with NMR (CASPER)



D. F. Jackson Kimball *et al.* in G. Carosi, G. Rybka (eds.), *Microwave Cavities and Detectors for Axion Research*, Springer Proceedings in Physics 245, https://doi.org/10.1007/978-3-030-43761-9_13

Choosing the sample material to maximize sensitivity

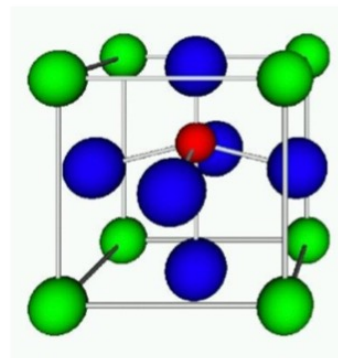
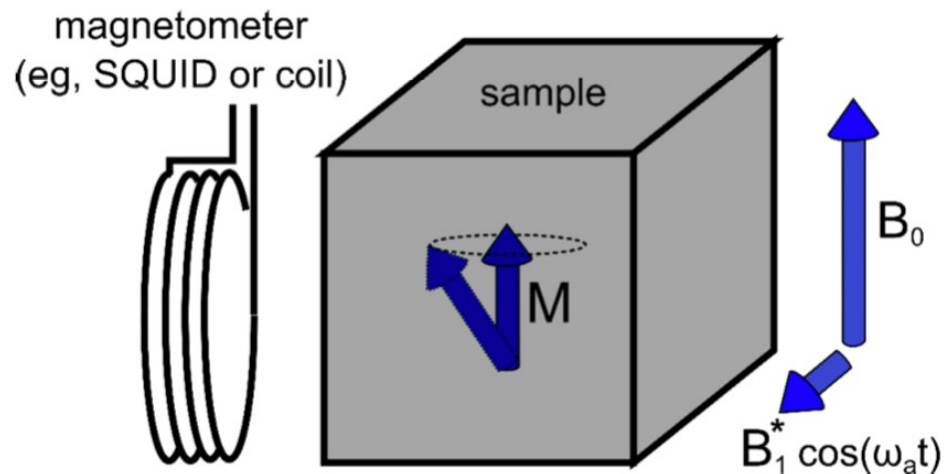
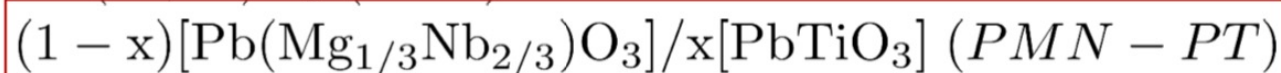
effective interaction: $H_e = \vec{\sigma} \cdot \vec{B}_1^* \cos \omega_a t$

- 1) maximize $\vec{B}_1^* = g_d a_0 \vec{E}^*$
 - 2) maximize spin density
 - 3) optimize spin coherence time
- } important parameters


➔ sample → **ferroelectric solid**

- 1) **effective electric field** acting on nuclear spins: $E^* \approx 10^8 \text{ V/cm}$ (similar to a polar molecule) ACME [Science 343, 269 (2013)]
- 2) spin **density** in the solid: $n \approx 3 \times 10^{21} \text{ cm}^{-3}$
- 3) spin **coherence time**: $T_2^* \approx 1 \text{ ms}$

²⁰⁷Pb spins
in materials:

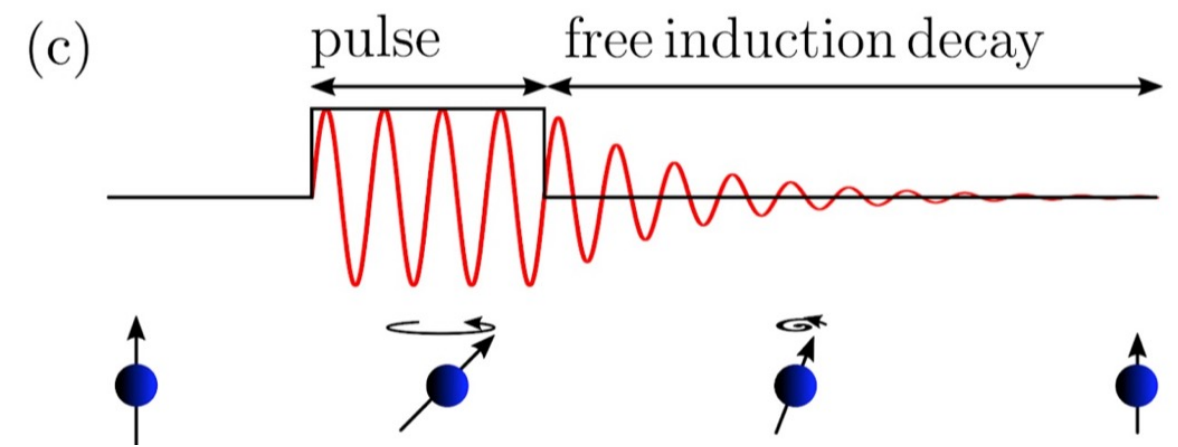
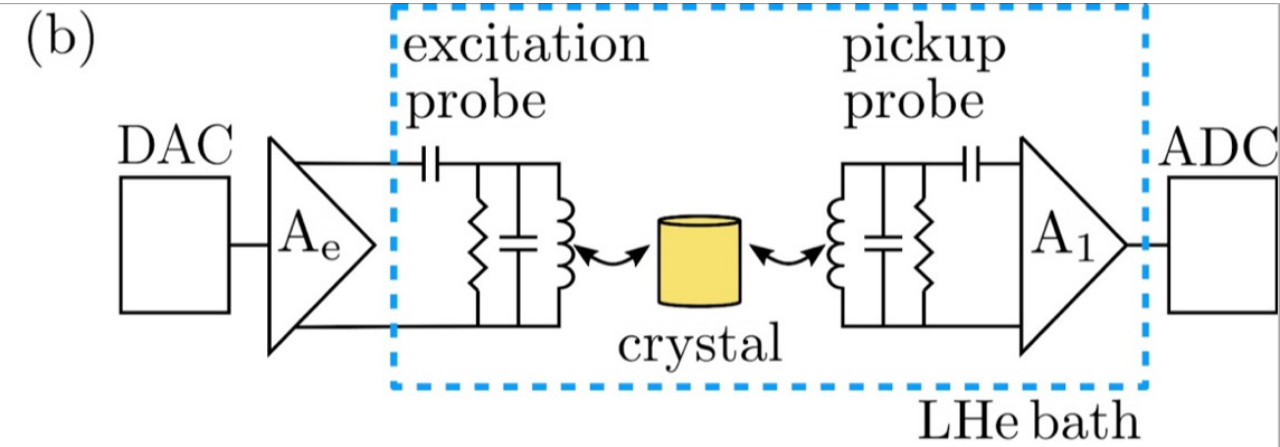
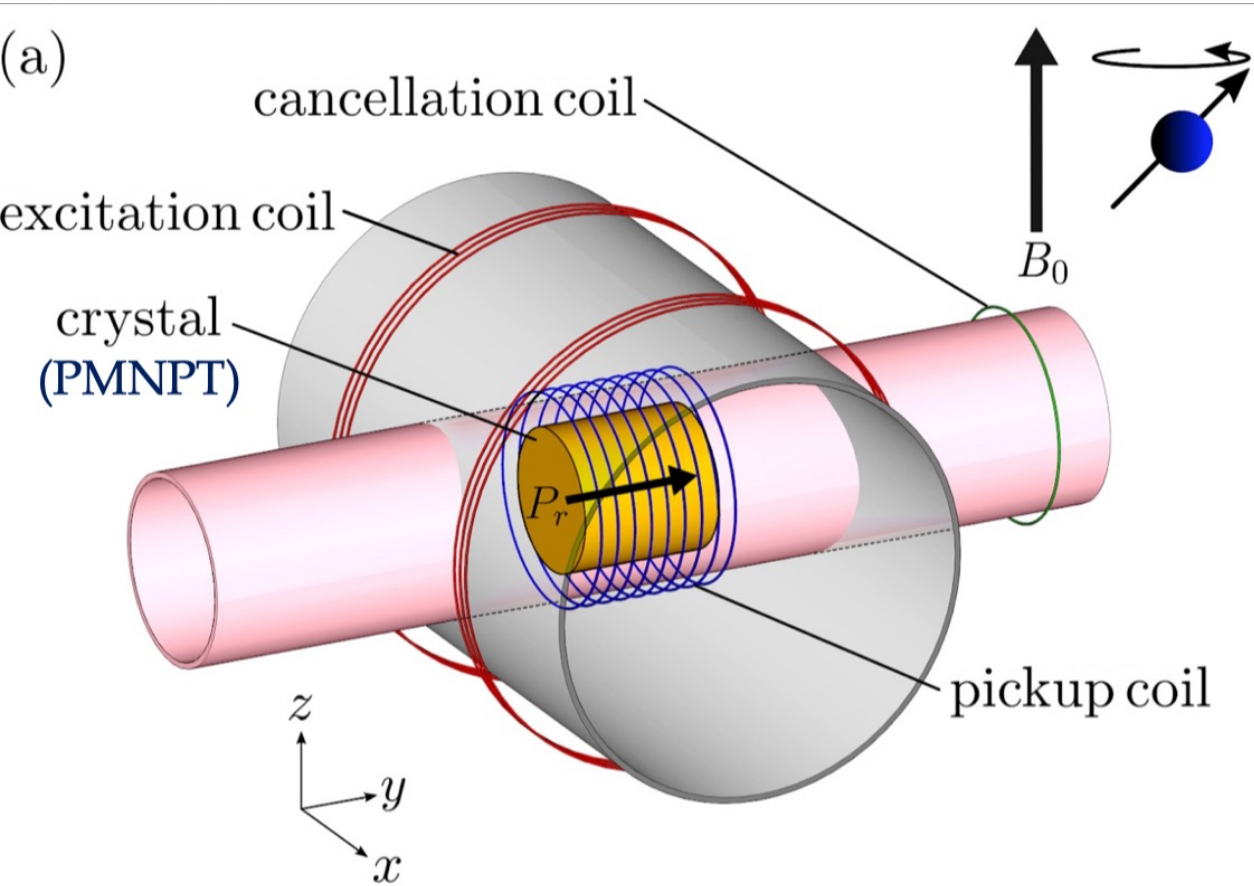


used for novel piezoelectric transducers



commercially available

[Phys. Rev. X 4, 021030 (2014)]



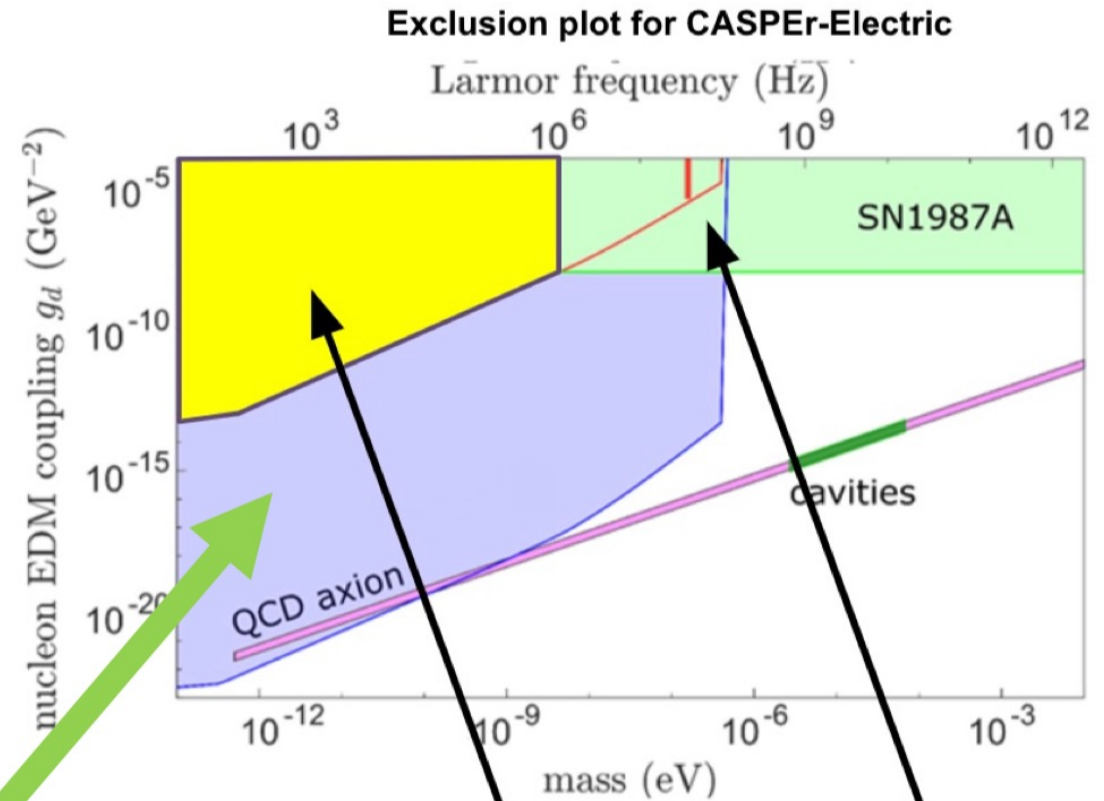
Deniz Aybas, *et al*, PRL 126, 141802 (2021)

CASPER-Boston



CASPER-Electric Generation 2 - Low Field

- Successful Gen 1 – High field
- **Generation 2 – Low field**
- **Frequency:** up to 1 MHz
- Goes below astronomical limits
- **Differences:**
 - Pickup: SQUID
 - SC wires



Gen 2 is looking for ALPs below 1 MHz with SQUIDs

CASPER Gen 1

CASPER Gen 2

Gen 3 : Big Sample + Hyperpolarization !

Neutrinos

Determination of Neutrino Mass with Quantum Technologies

Neutrino oscillations \longrightarrow $m_\nu \neq 0$ \longrightarrow **Window to New Physics**

Absolute mass not known \longrightarrow complementarity of cosmological observations and **laboratory measurements**

Model independent measurement: electron spectrum near end-point of β -decay

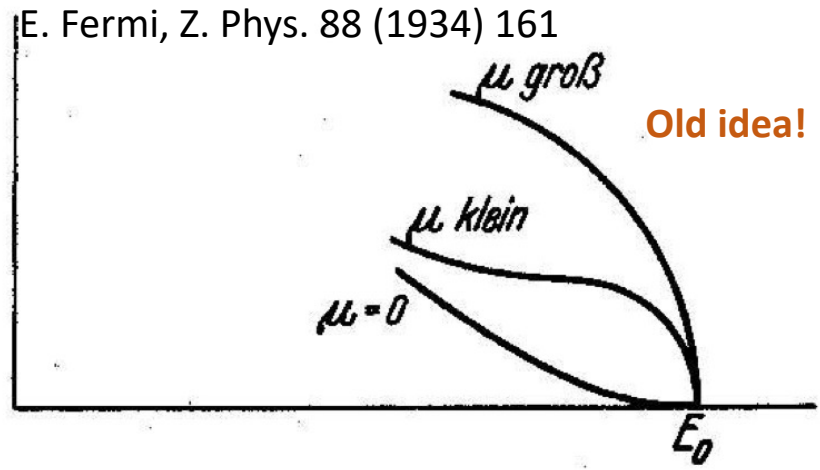
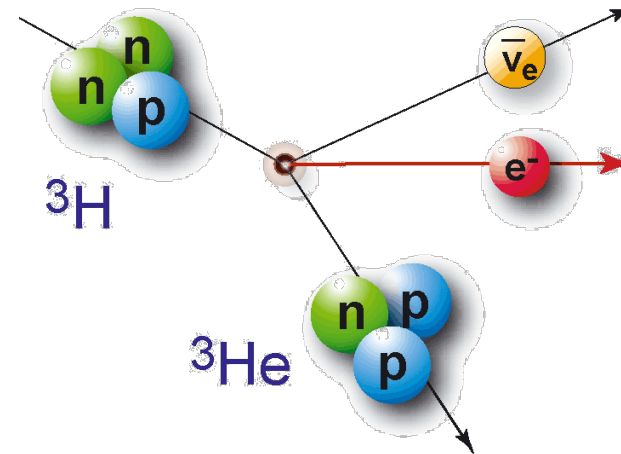
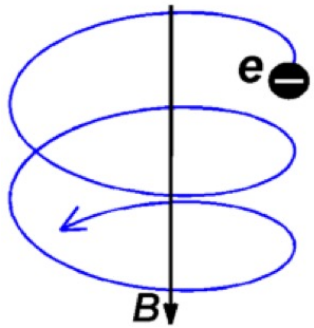
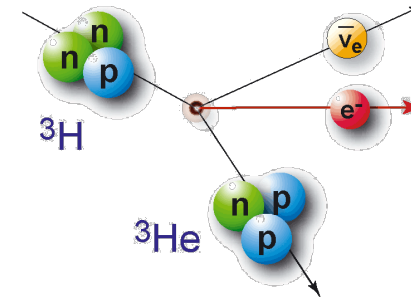
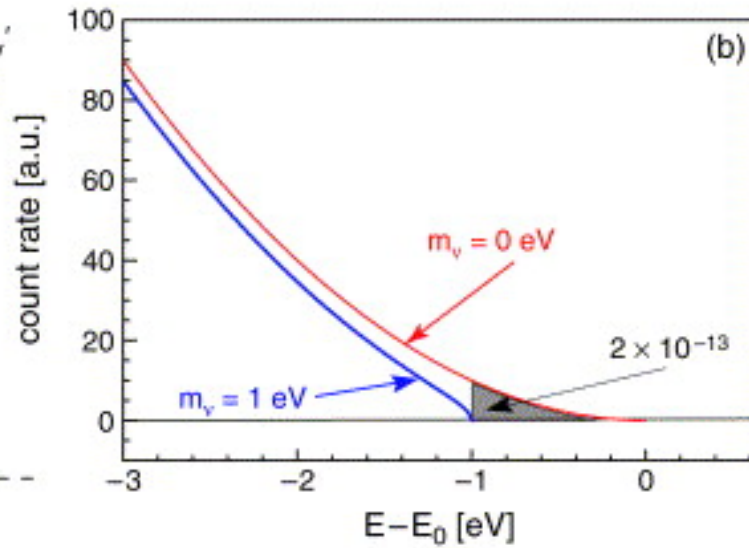
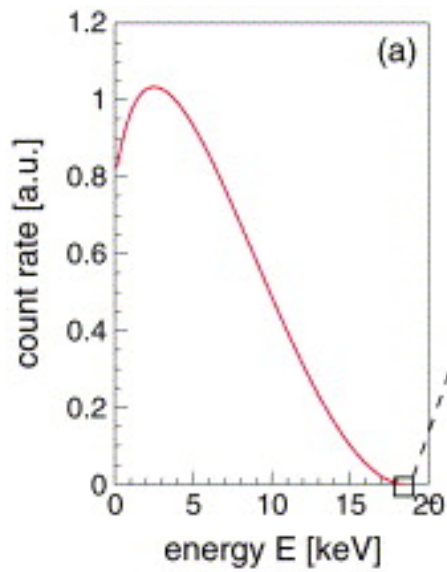


Fig. 1.



- Current upper limit, < 0.8 eV (KATRIN)
- Lower bound (from ν -oscillations) > 0.009 eV (!) \longrightarrow **Requires a "quantum leap" in technology**



Cyclotron Radiation Emission Spectroscopy (CRES)

$$f = \frac{1}{2\pi} \frac{eB}{m_e + E_{\text{kin}}/c^2}$$

Challenges:


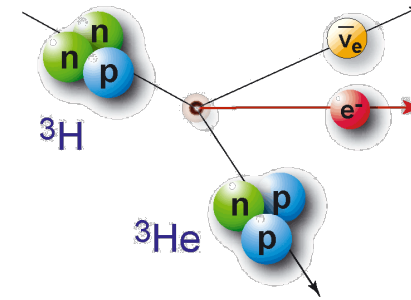
- *Atomic tritium*
- *Sub fW power*
- *< 1ppm resolution*

Goal: To build on recent **investment** in **quantum sensors** to assess feasibility of an **experiment** capable of a positive **neutrino mass measurement** from **³H β-decay** using **CRES** technology.

QTNM Future Outlook

A (VERY) tentative timeline



- Current project: 2021-2024
 - Technology demonstration with Deuterium which is Tritium ready
- Next step. 2025-2029
 - Moving CRESDA to a Tritium facility (strong engagement with Culham)
 - Tritium phase demonstration
 - $O(eV)$ sensitivity
- “Ultimate” international project > 2029
 - Consolidate technological breakthroughs (QTNM, Project-8, ...) to build and operate a detector with a phased sensitivity: $100 \text{ meV} \Rightarrow 50 \text{ meV} \Rightarrow 10 \text{ meV}$ plus sterile neutrino programme



Nuclear Reactors

$E_\nu = 1 - 10 \text{ MeV}$

Detected ✓



Sun


$E_\nu = 10.4 \text{ MeV}$

Detected ✓

Accelerators

E_ν up to 12 GeV

Detected ✓



Supernovae (SN 1987A)


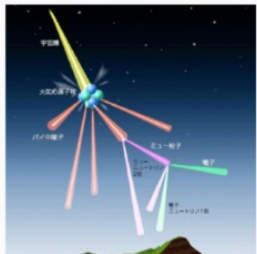
$E_\nu = 10 \text{ MeV}$

Detected ✓

Atmosphere (Cosmic Rays)

E_ν up to 1 GeV

Detected ✓



Astrophysical accelerators


$E_\nu \sim \text{TeV} - \text{PeV}$

Detected ✓

Terrestrial radioactivity

E_ν up to 1 MeV

Detected ✓

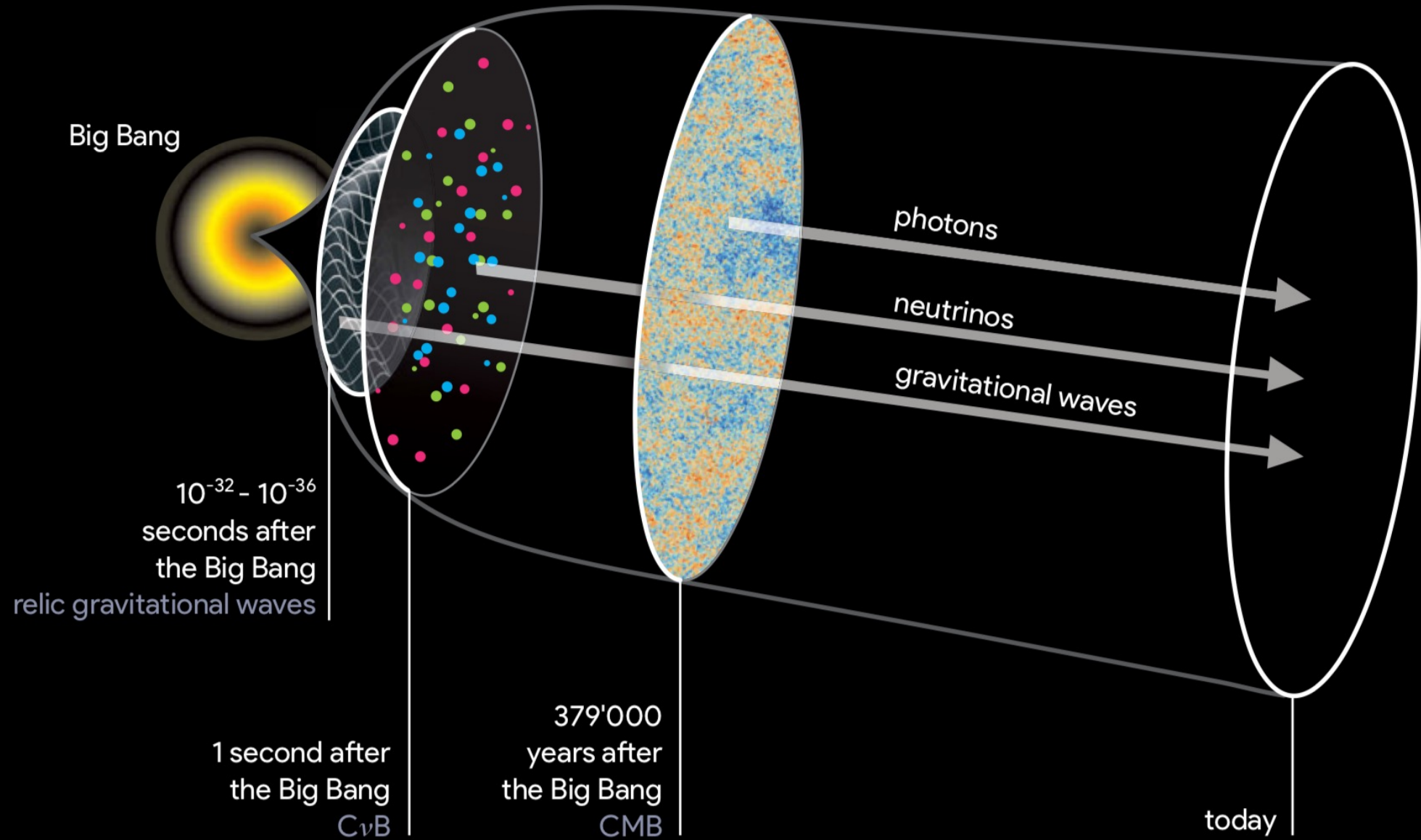


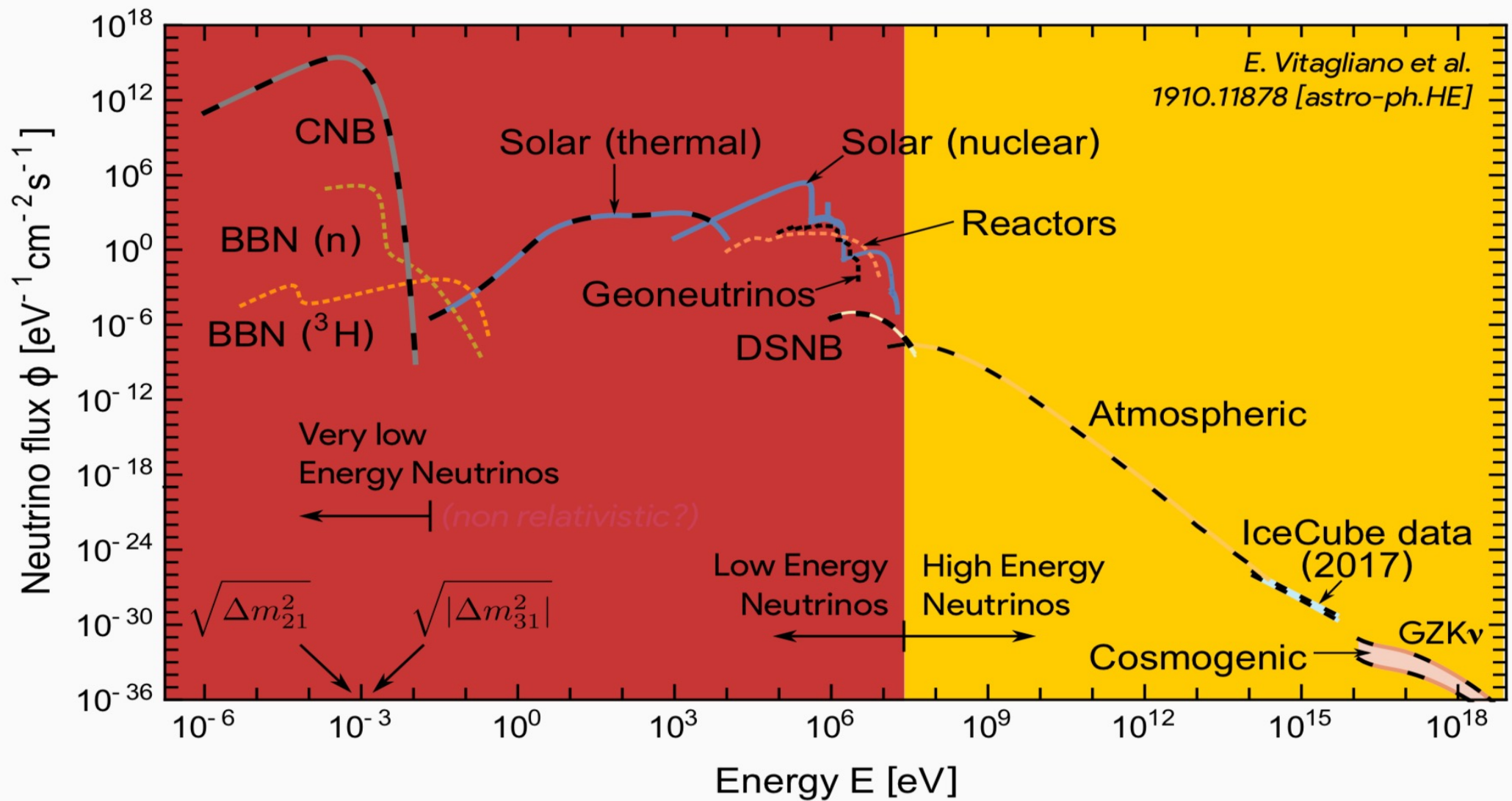
Early Universe

$E_\nu \sim 10^{-4} \text{ eV}$

Detected ✗ → Indirect evidence

Surfaces of last scattering





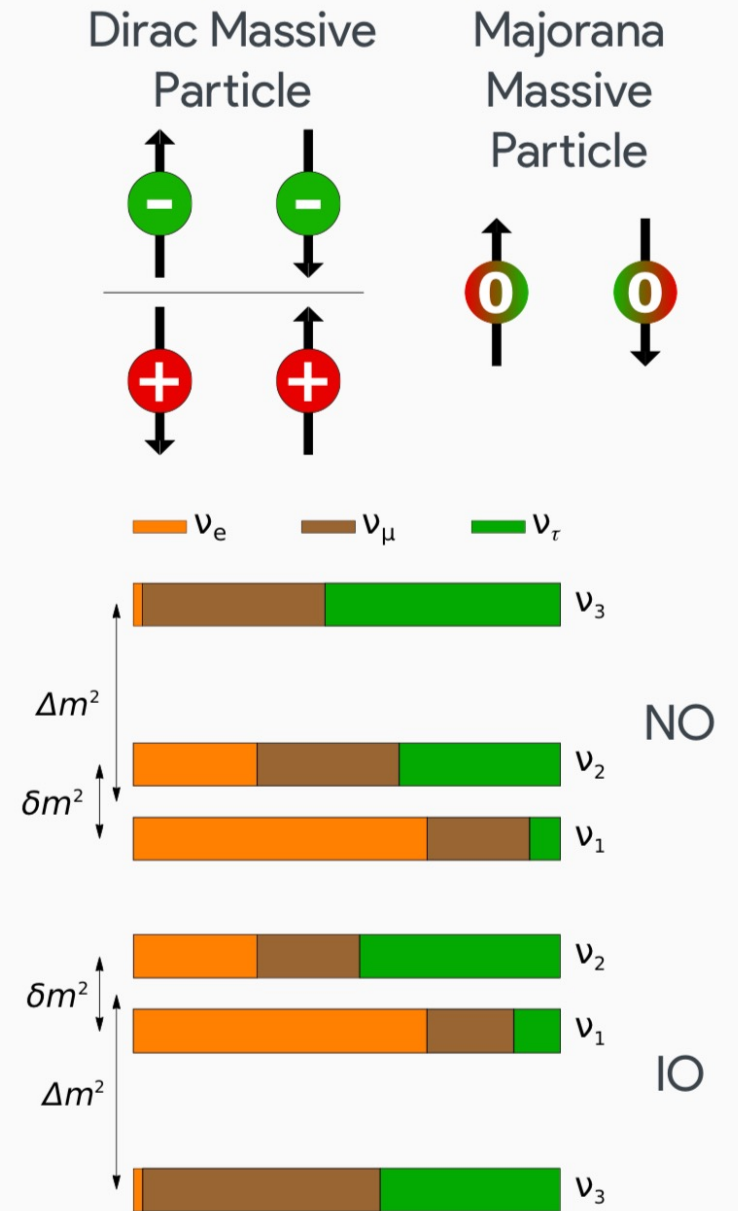
C ν B is the largest neutrino density at Earth: $56 \nu/\text{cm}^3$ per type ($\nu/\bar{\nu}$) per flavour ($e/\mu/\tau$)

$C\nu B$ is the largest neutrino density at Earth but yet it has never been measured;

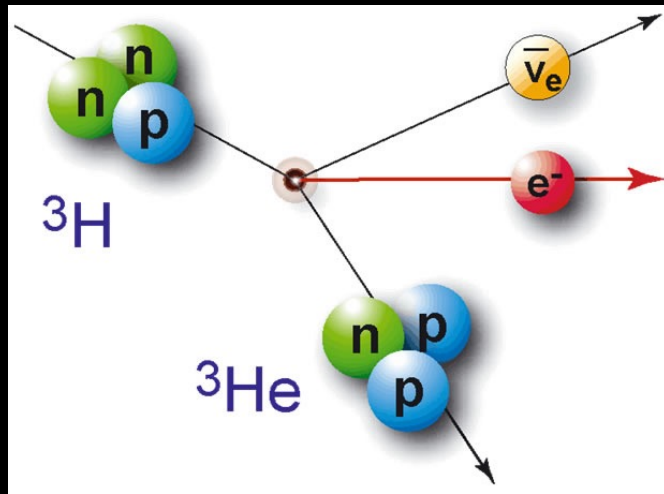
- Detection of relic neutrino is a significant test of standard cosmology
- Observation of $C\nu B$ would:
 - provide a window into the 1st second of creation;
 - constitute the first probe of non-relativistic neutrinos;
 - reveal the neutrino nature (through measurement of modulations/asymmetries);

In particular

- **Neutrino mass nature:** the capture rates of non-relativistic neutrinos (on beta decaying nuclei) depends on whether their mass nature is Dirac ($\bar{\nu} \neq \nu$) or Majorana ($\bar{\nu} = \nu$)
- **Neutrino mass ordering:** relic neutrinos with an enhanced (suppressed) detection rate for normal (inverted) neutrino ordering (since the lightest mass eigenstate contains a large (small) fraction of the electron-neutrino flavor eigenstate)



How can we directly detect relic neutrinos today?



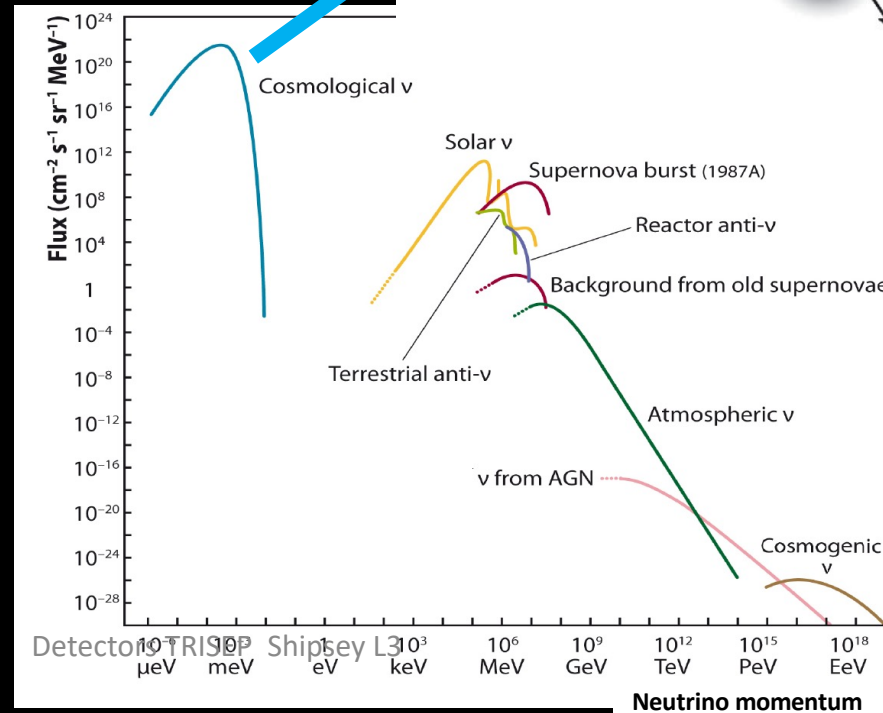
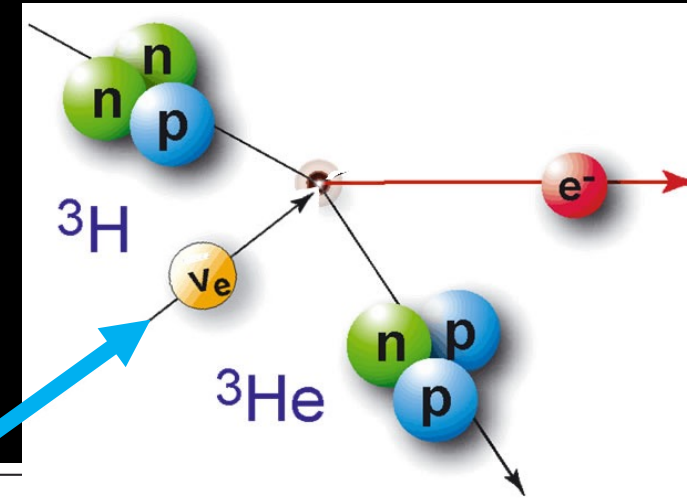
Tritium β -decay
(12.3 yr half-life)

Neutrino momentum ~ 0.17 meV

For $m_\nu = 50$ meV,
 $KE = p^2/2m$
 $= 0.17$ meV (0.17 meV/100 meV)
 $= 0.3$ μ eV

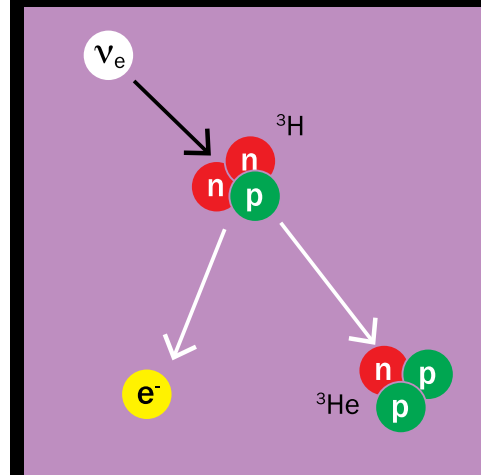
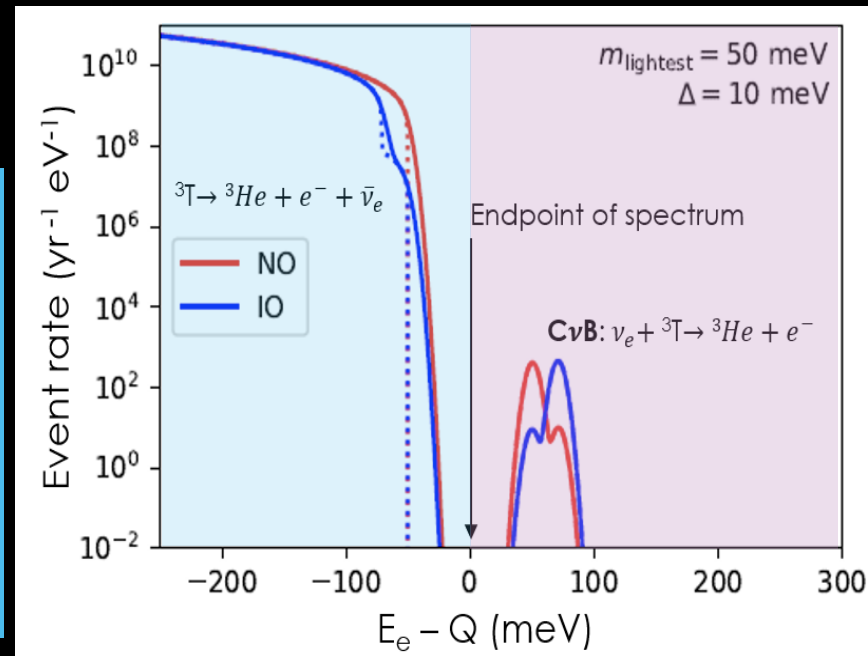
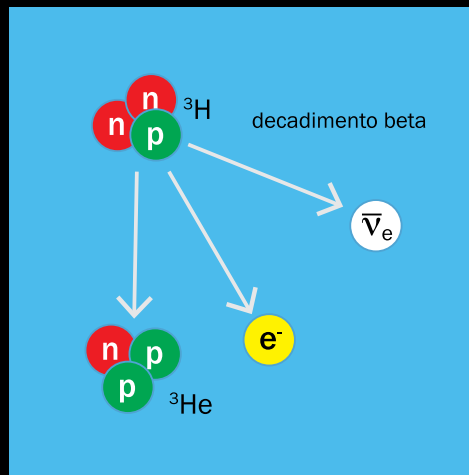
Ultra-Cold!

Neutrino capture on Tritium



Detection Concept: Neutrino Capture

- Basic concepts for relic neutrino detection were laid out in a paper by Steven Weinberg in **1962** [*Phys. Rev.* 128:3, 1457] applied for the first time to massive neutrinos in **2007** by Cocco, Mangano, Messina [[DOI: 10.1088/1475-7516/2007/06/015](https://doi.org/10.1088/1475-7516/2007/06/015)]





What do we know?

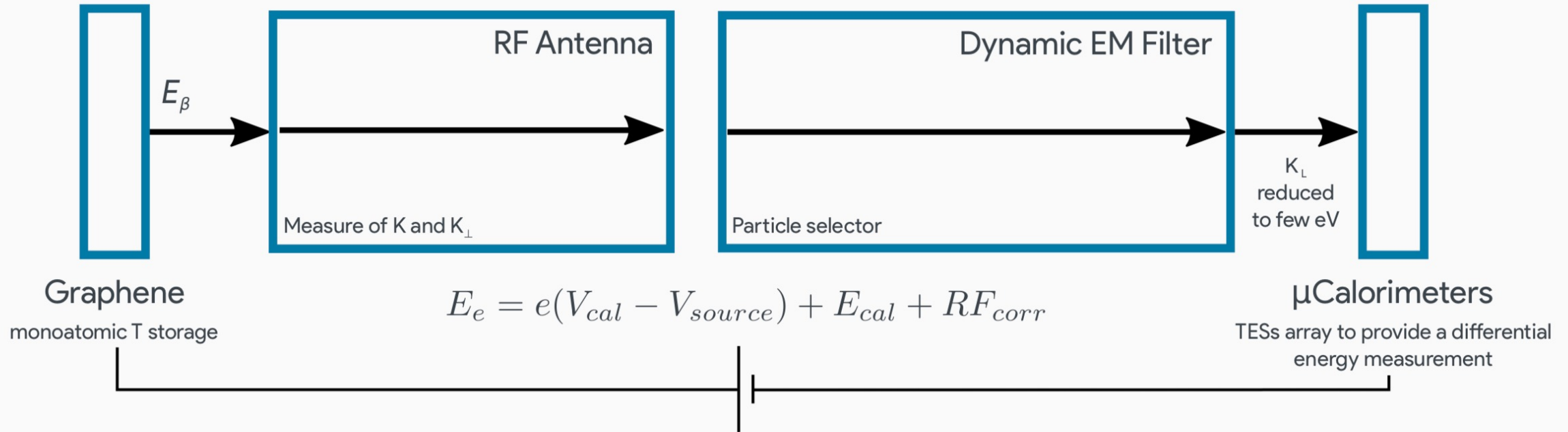
Electron flavor expected with
 $m > \sim 50 \text{ meV}$
 from neutrino oscillations

Gap ($2m$) constrained to
 $m < \sim 200 \text{ meV}$
 from Cosmology

Quantum Systems Impacting CNB Detection

- Kinetic Energy calculation (micro eV)
 - Detection sensitivity set by mass
- Quantum Excitations in Target Substrate
 - Minimizing Zero-Point Energy (graphene, Au(111), superfluid ^4He)
 - Polarized targets for mapping the sky
-  • 0.1fW RF detection
 - Phased arrays with Low(est) Noise Amplification methods
 - Ultimate limit set by limit on microwave photon detection
 - B^2 improvement 27 GHz @1T \rightarrow 80-90 GHz @3T
 - Fast 5G/Xilinx ZNYQ RFSoc Trigger – similar to QuBit gate processing
- Superconducting dipoles with custom fringe fields
 - Novel EMF design with working iron-return-yoke mockups (1T \rightarrow 3T w/SC)
 - Fast HV ramping for filter, precision HV references for target-microcalorimeter
 - Einzel Lens low energy electron transport
-  • TES Microcalorimetry
 - Evaluated with Fast, IR Photon Counting
 - New Thin Film prototypes for eV electron energy measurement
 - Microwave multiplexing for electron calorimeter

PonTecorvo Observatory for Light Early-Universe Massive-Neutrino Yield (PTOLEMY)



- Electrons from weakly-bound tritium originate from a cold target surface.
- Electrons drift through an RF Antenna region where the electron momentum components are measured to few eV resolution.
- Filter electrodes are set around 1 msec in advance of electrons entering filter.
- Kinetic energy of electrons drained as they climb a potential under gradient-B drift.
- Electrons of few eV in a low B field region are transported into a microcalorimeter array.


Summary (summer 2021)

CNB direct detection is at a much more advanced phase than it was 6 years ago

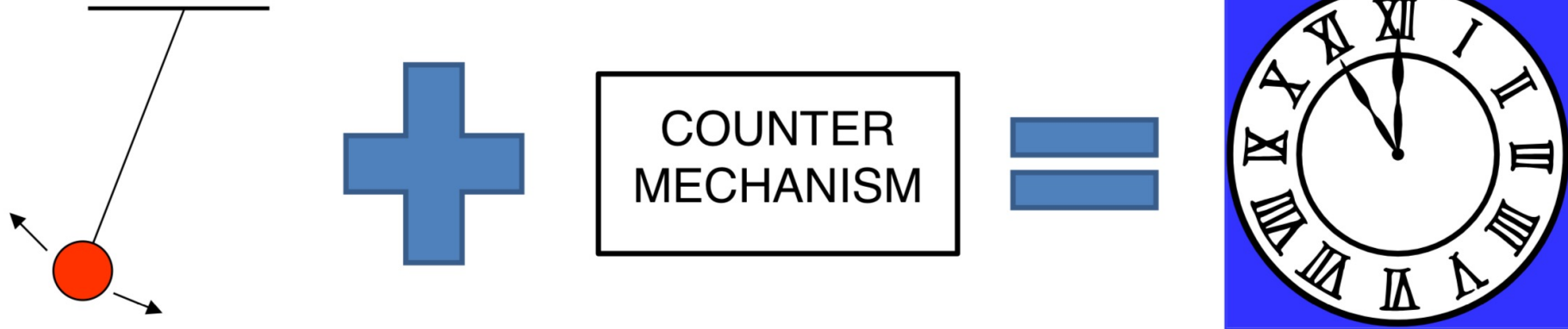
- Basic principles have evolved into concrete designs
- Prototype construction has yielded good results with several publications
- Theoretical interest continues to grow with more and more PTOLEMY citations
- The particle physics community has grown more familiar with quantum material properties and techniques with new and productive collaborations

We hope to enter an exciting new phase with PTOLEMY this year with a rich experimental program focused on achieving CNB detection

ATOMIC CLOCK Quantum Sensor

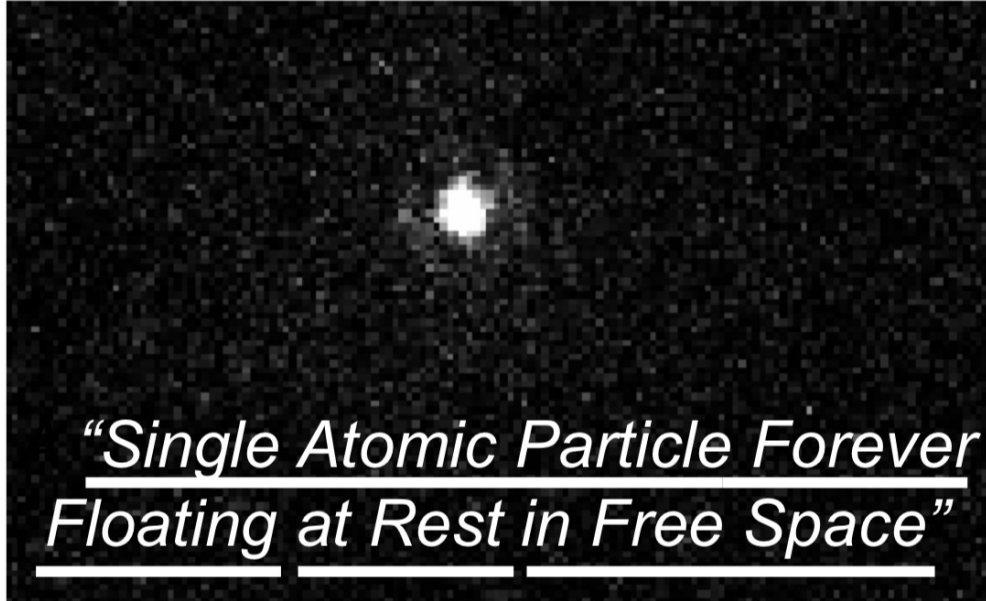


Clocks and oscillators



OSCILLATOR	COUNTER MECHANISM
Earth rotation	Sundial
Pendulum Swing	Clock Gears and Hands
Quartz Crystal Vibration	Electronic Counter
Cesium Atomic Vibration	Microwave Counter

Trapped Atomic Ions




- Quantum-limited experiments
- Long interaction times
- Small relativistic shifts
- Small perturbation from EM fields

Predicted resolution of 1×10^{-18}



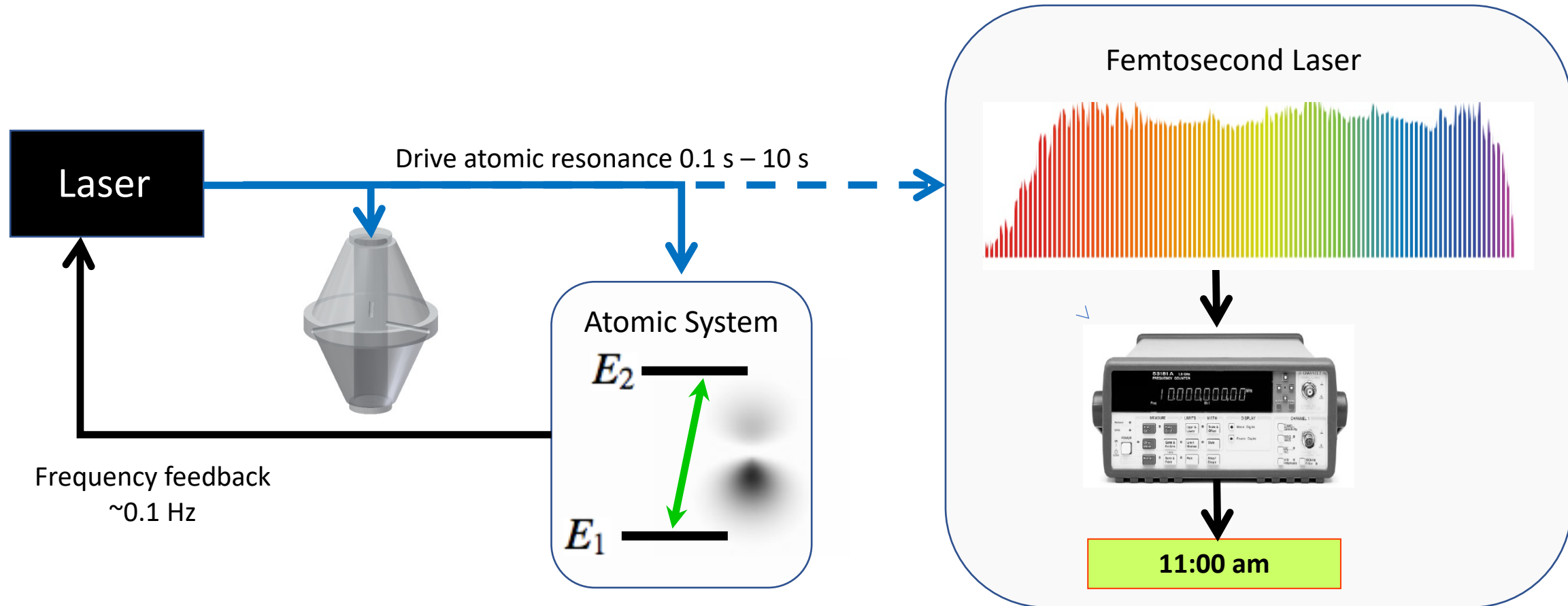
Hans Dehmelt

Hans Dehmelt 1988 *Phys. Scr.* **1988** 102



+ Strong, controllable interactions between ions

Principle of Optical Clocks

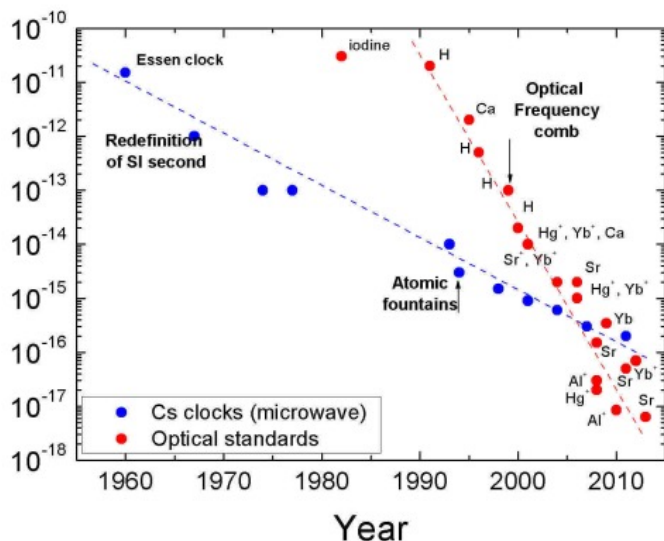


Clock frequency: $f_0 = \frac{E_2 - E_1}{h} \approx 10^{15} \text{ Hz}$

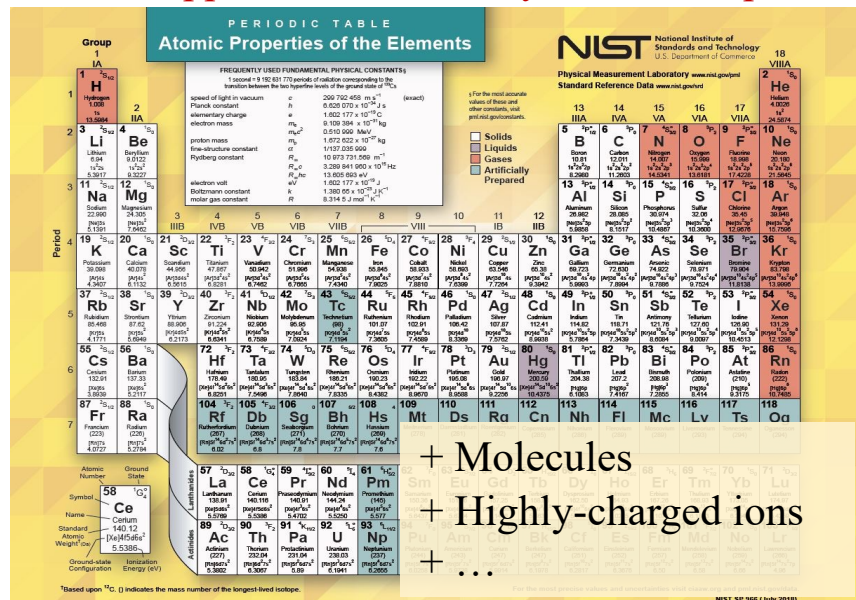
Trends in Precision Frequency Metrology

In recent years, optical frequency measurements have. . .

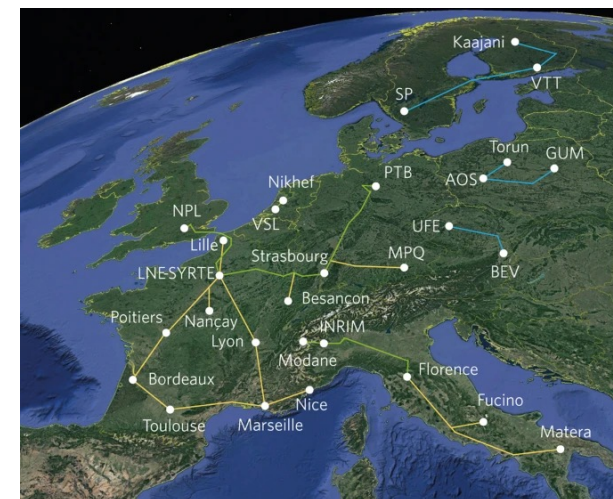
...improved more than 100x in accuracy



...been applied to a vast array of atomic species



...extended across continental distances



...approached quantum limits in precision



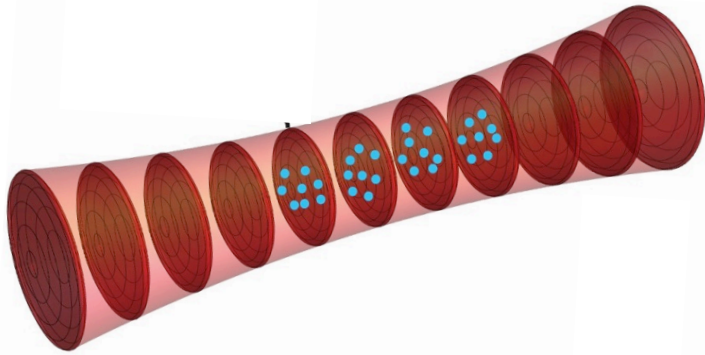
...found numerous applications in fundamental and applied physics

Search for new physics with atoms and molecules

REVIEWS OF MODERN PHYSICS, VOLUME 90, APRIL-JUNE 2018

M. S. Safronova, D. Budker, D. J. Kimball, D. Demille, A. Derevianko, C. W. Clark

Optical Lattice Clocks and Trapped Ion Clocks



- Magic wavelength optical lattice
- Typically, 1000s of atoms
- Laser cooled to μK temperatures
- Dominant systematics: blackbody radiation, lattice light shifts

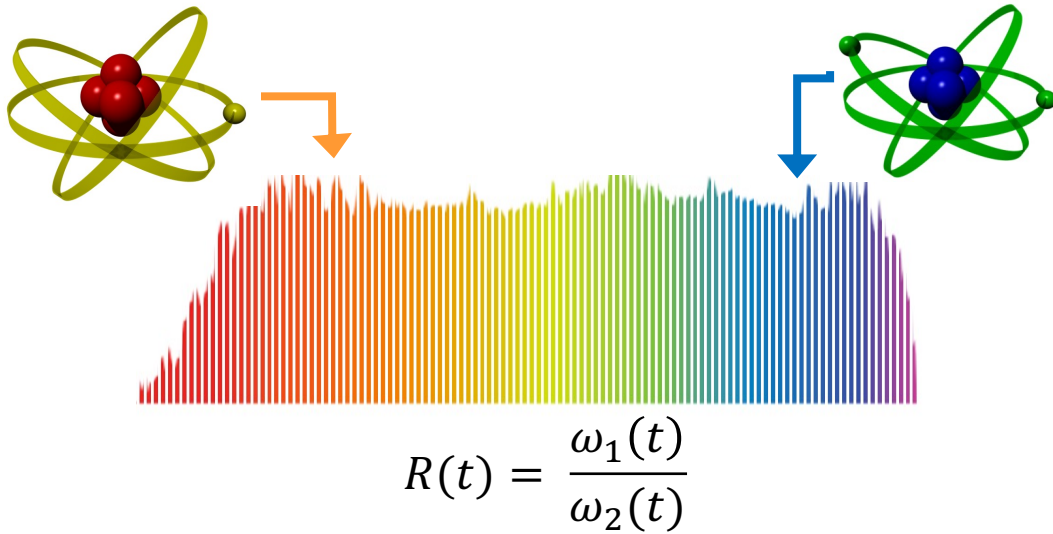
More atoms = higher stability



- RF Paul trap
- Typically, single ions
- Can be cooled to ground state
- Dominant systematics: 2nd-order Doppler, blackbody radiation

Applicable to any ionic species

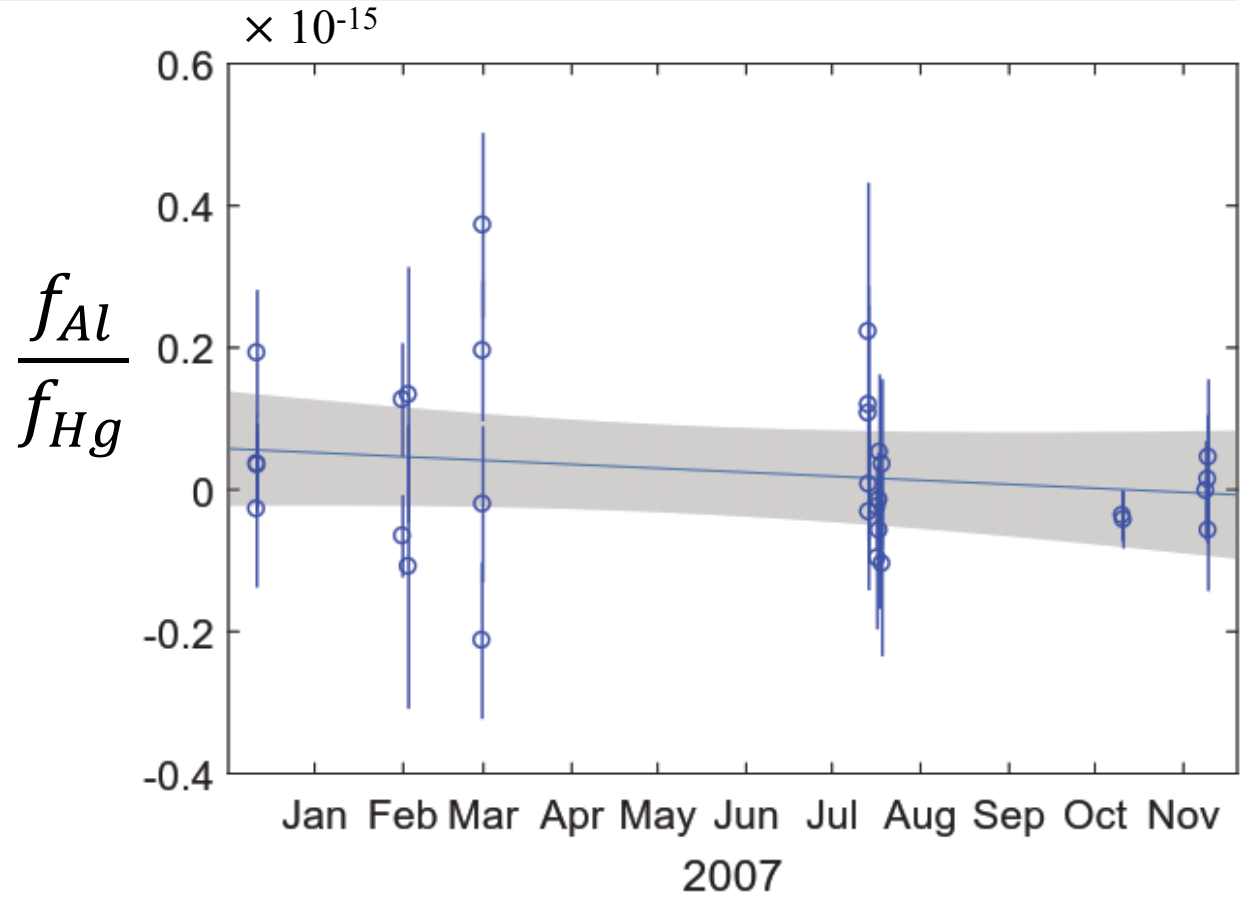
Searching for Spacetime-Variation in Clock Frequencies & UL Dark Matter



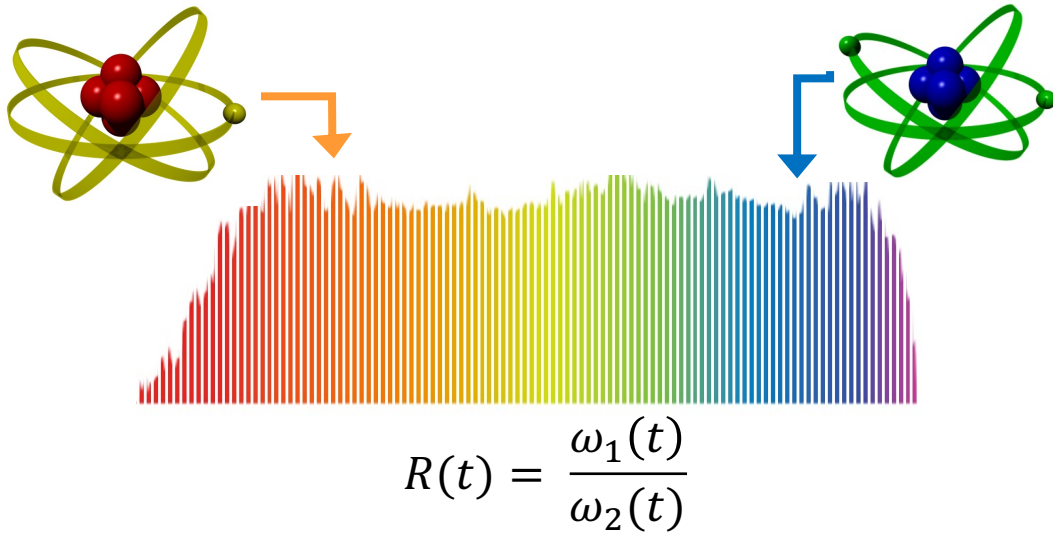
What might cause clock frequencies to vary?

- Drifts in the fundamental constants
- Violations of relativity theory
 - Local position invariance
 - Lorentz invariance
- Coupling to exotic particles or fields
 - Ultralight dark matter (mass $\sim 10^{-22} - 10^{-15}$ eV)
- Nothing? (Tests all the above at an unprecedented level)

$$\frac{\dot{R}}{R} = (-5.3 \pm 7.9) \times 10^{-17} / \text{year}$$



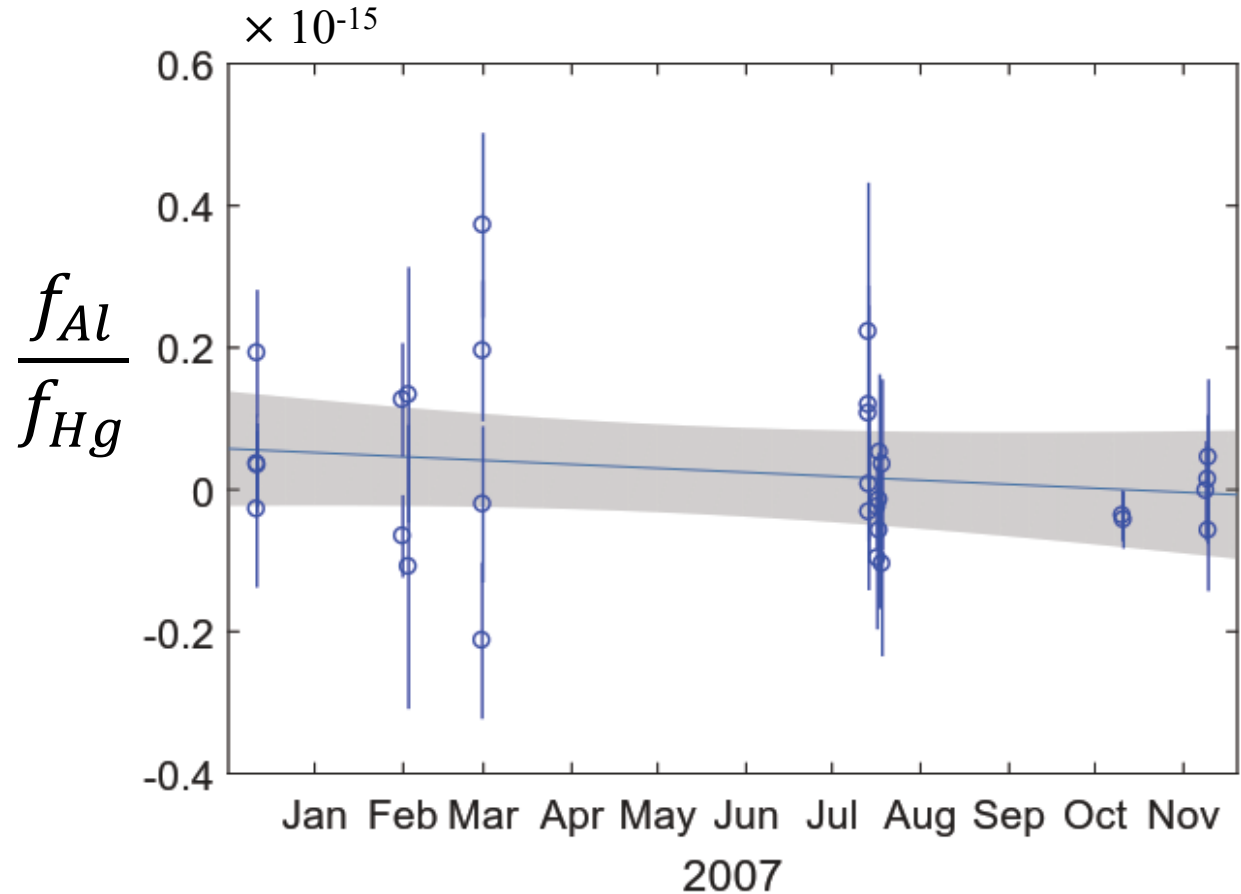
Searching for Spacetime-Variation in Clock Frequencies & UL Dark Matter



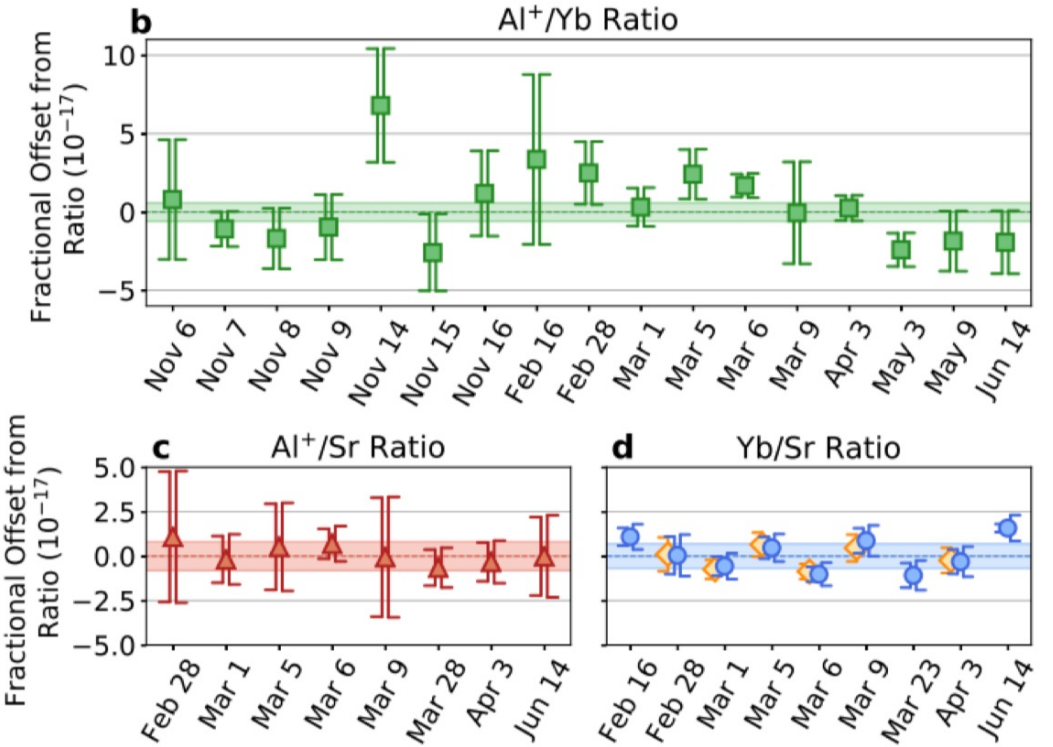
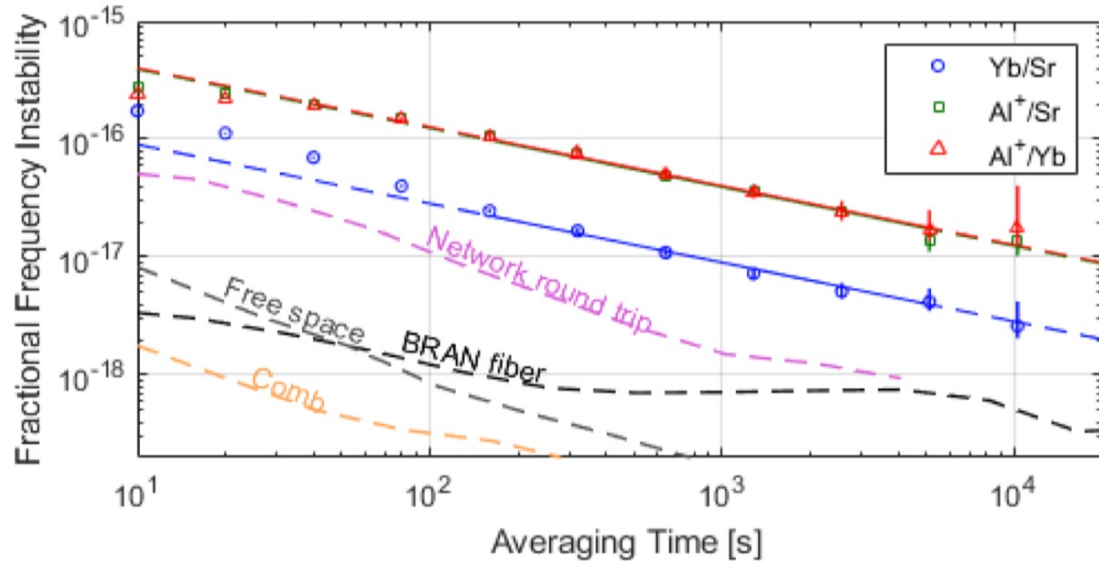
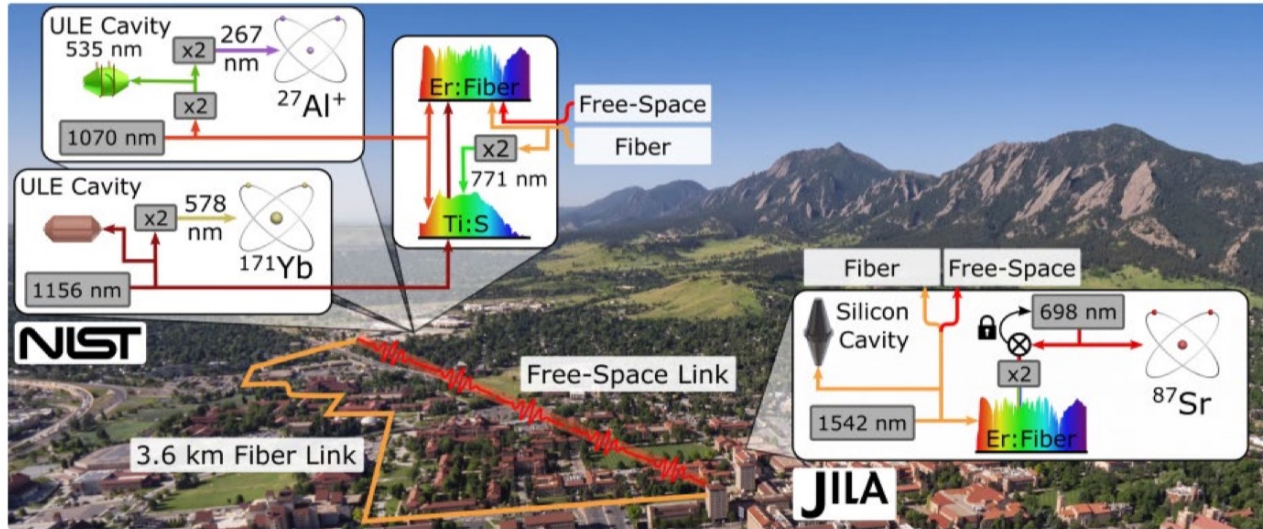
What might cause clock frequencies to vary?

- Drifts in the fundamental constants
- Violations of relativity theory
 - Local position invariance
 - Lorentz invariance
- Coupling to exotic particles or fields
 - Ultralight dark matter (mass $\sim 10^{-22} - 10^{-15}$ eV)
- Nothing? (Tests all the above at an unprecedented level)

$$\frac{\dot{\alpha}}{\alpha} = (-1.6 \pm 2.3) \times 10^{-17} / \text{year}$$



Boulder Atomic Clock Optical Network



$$\nu_{Al+}/\nu_{Yb} = 2.162\,887\,127\,516\,663\,703(13)$$

$$\nu_{Al+}/\nu_{Sr} = 2.611\,701\,431\,781\,463\,025(21)$$

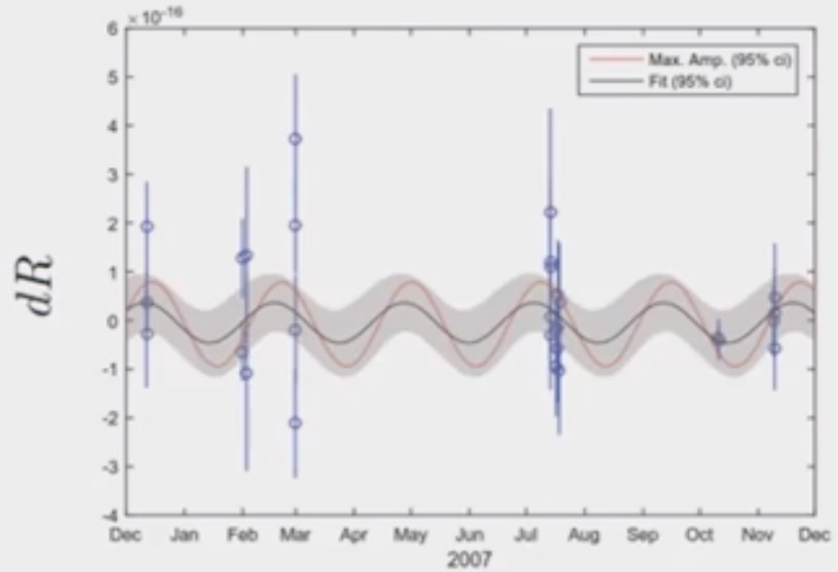
$$\nu_{Yb}/\nu_{Sr} = 1.207\,507\,039\,343\,337\,848\,2(82)$$

New Bounds on Ultralight Dark Matter

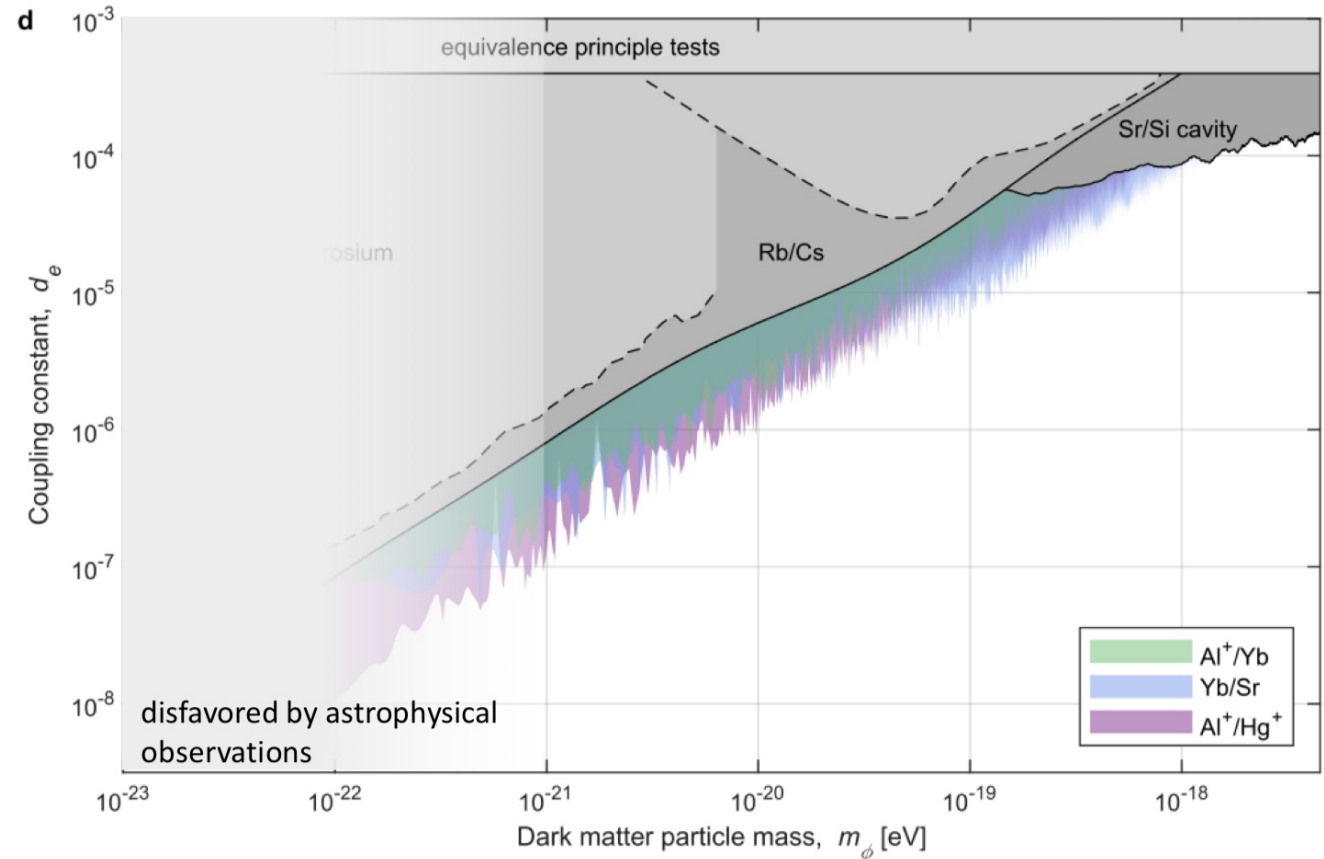
Searches for oscillations in the frequency ratio

$$R = R_0 + dR \sin(\omega_{DM}t + \phi_{DM})$$

Compton Frequency: $\omega_{DM} = \frac{m_\phi c^2}{\hbar}$



Depends on dark matter density (0.4 GeV/cm^3), coupling constant (d_e) and atom-dependent sensitivity



$\sim 10X$ improvement over several orders of magnitude in mass

Beloy *et al.*, Nature 591, 564 (2021)

New Bounds on Ultralight Dark Matter

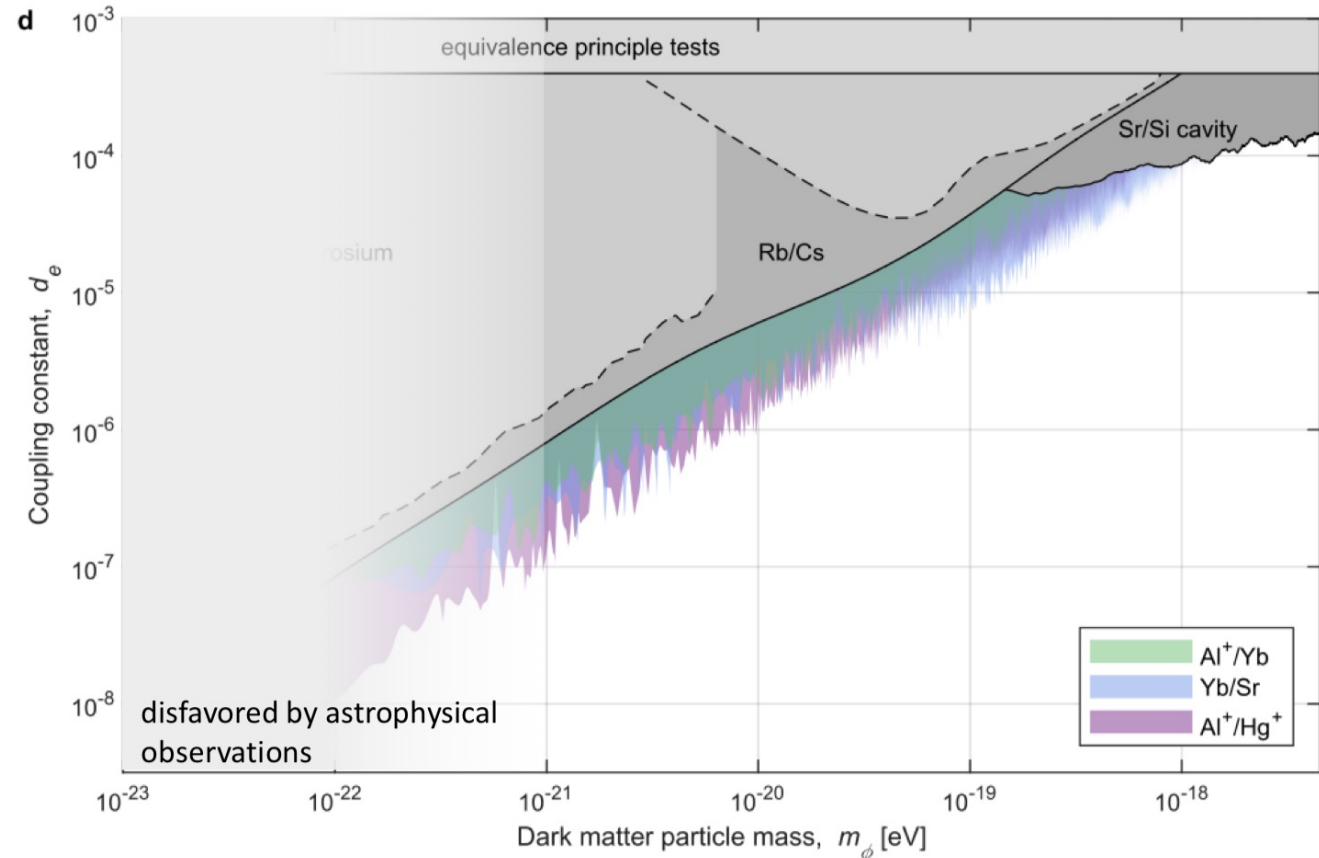
Searches for oscillations in the frequency ratio

$$R = R_0 + dR \sin(\omega_{DM}t + \phi_{DM})$$

Compton Frequency: $\omega_{DM} = \frac{m_\phi c^2}{\hbar}$

Atom, transition	A
$^{199}\text{Hg}^+, 2S_{1/2} \rightarrow 2D_{5/2}$	-3.0
$^{27}\text{Al}^+, 1S_0 \rightarrow 3P_0$	+0.0079
$^{171}\text{Yb}, 1S_0 \rightarrow 3P_0$	+0.31
$^{87}\text{Sr}, 1S_0 \rightarrow 3P_0$	+0.06

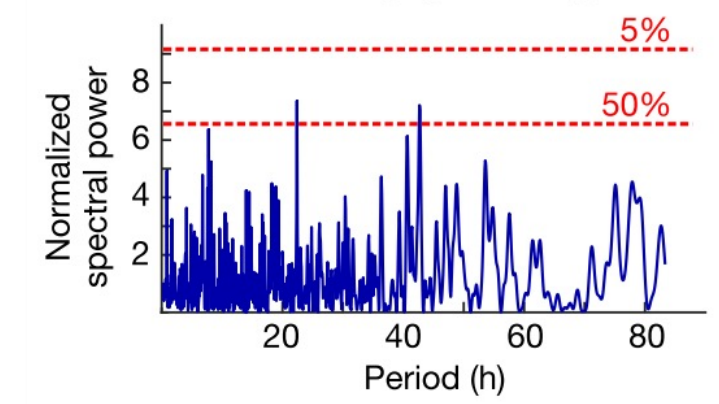
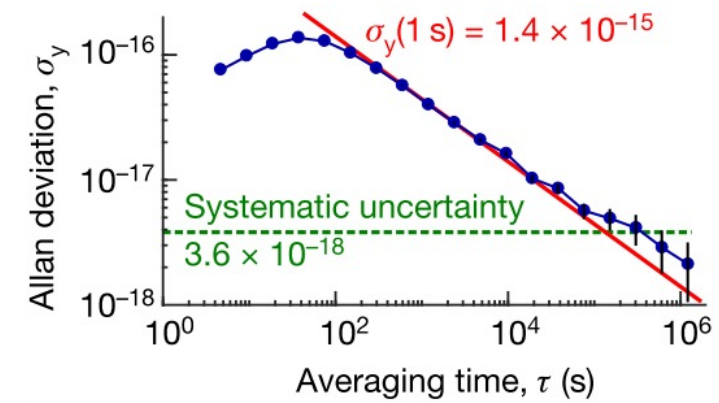
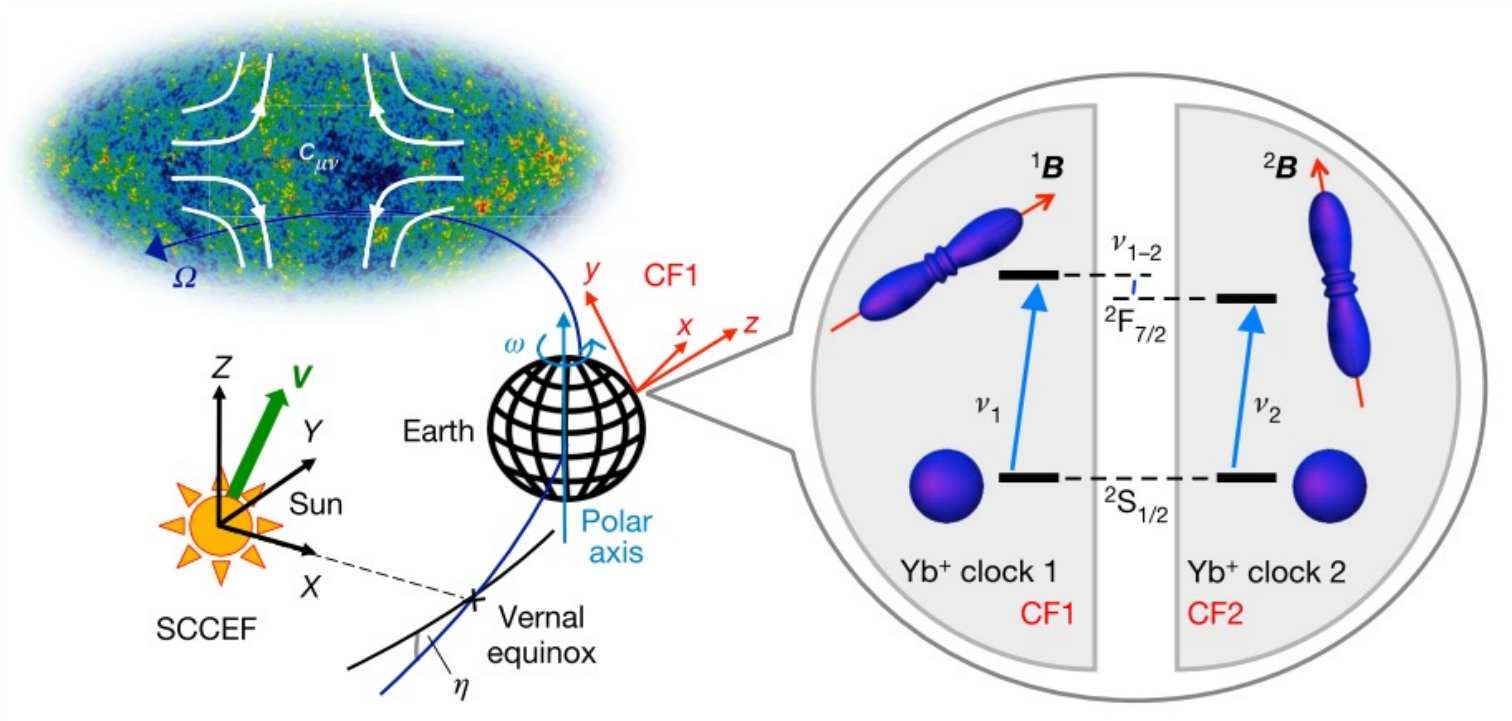
Depends on dark matter density (0.4 GeV/cm^3), coupling constant (d_e) and atom-dependent sensitivity



$\sim 10\text{X}$ improvement over several orders of magnitude in mass

Beloy *et al.*, Nature 591, 564 (2021)

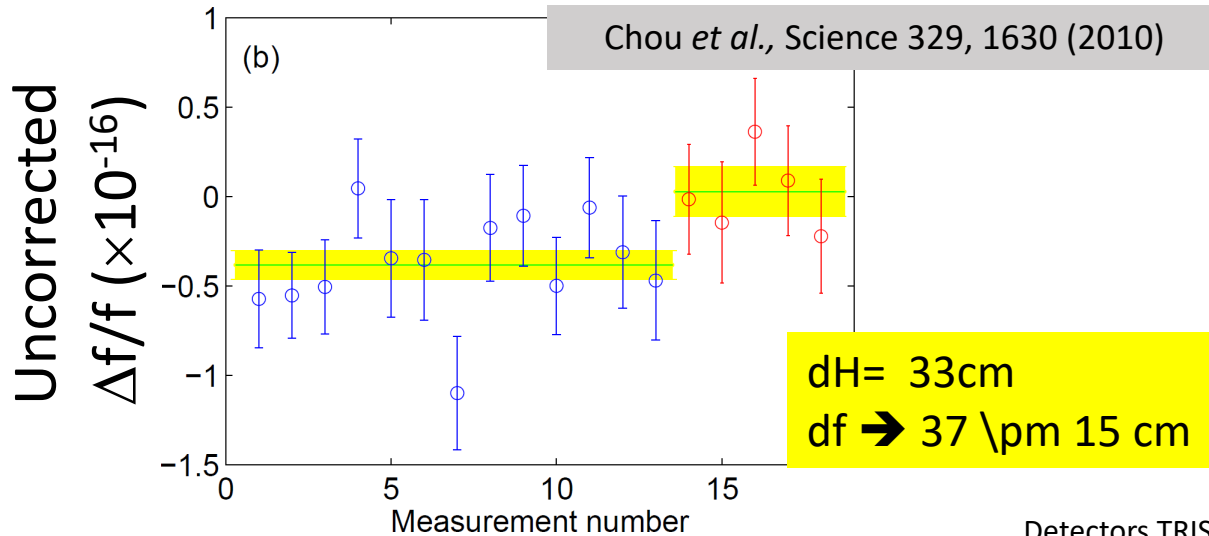


Testing Lorentz Symmetry



Sanner *et al.*, Nature 567, 204 (2019)

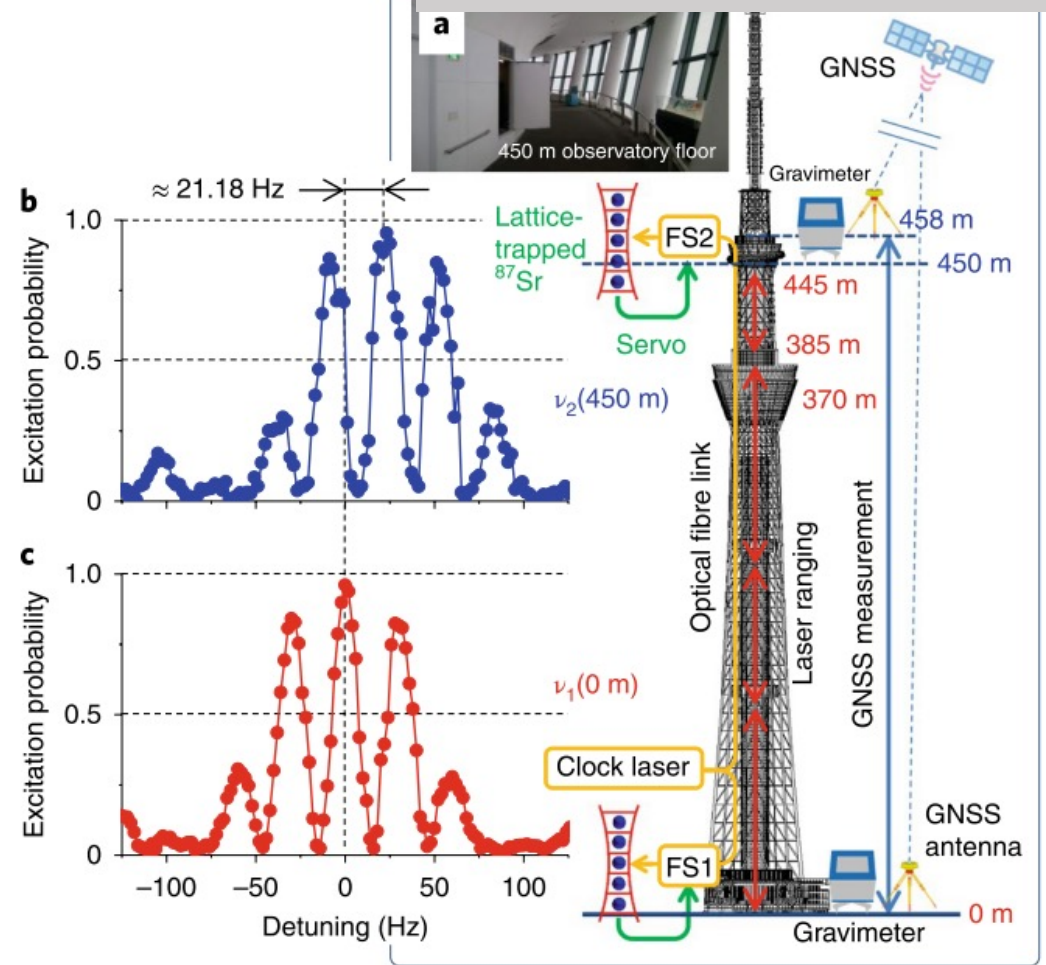
Measuring the Gravitational Redshift

$$\Delta f/f = g\Delta h/c^2 \quad g/c^2 \sim 1.1 \times 10^{-18}/\text{cm}$$



Detectors TRISEP Ship

Takamoto *et al.*, Nat. Phot. 14, 411 (2020)



$$\Delta\nu/\nu_1 = (49,337.8 \pm 4.3) \times 10^{-18}$$

$$\bar{g}\Delta h/c^2 = (49,337.1 \pm 1.4) \times 10^{-18}$$

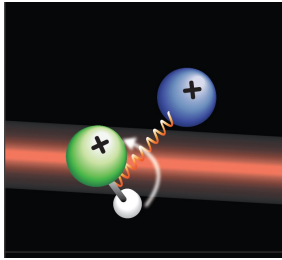
Most stringent test of GR on Earth's surface

An Atomic Observatory for Fundamental Physics


Features:

- Broad science reach
 - QED, fundamental constants, relativity, dark matter, gravitational waves...
- Modular and extensible
- Core ensemble based on proven technology
- Science modules (local or remote) connected via fiber optic or free-space links

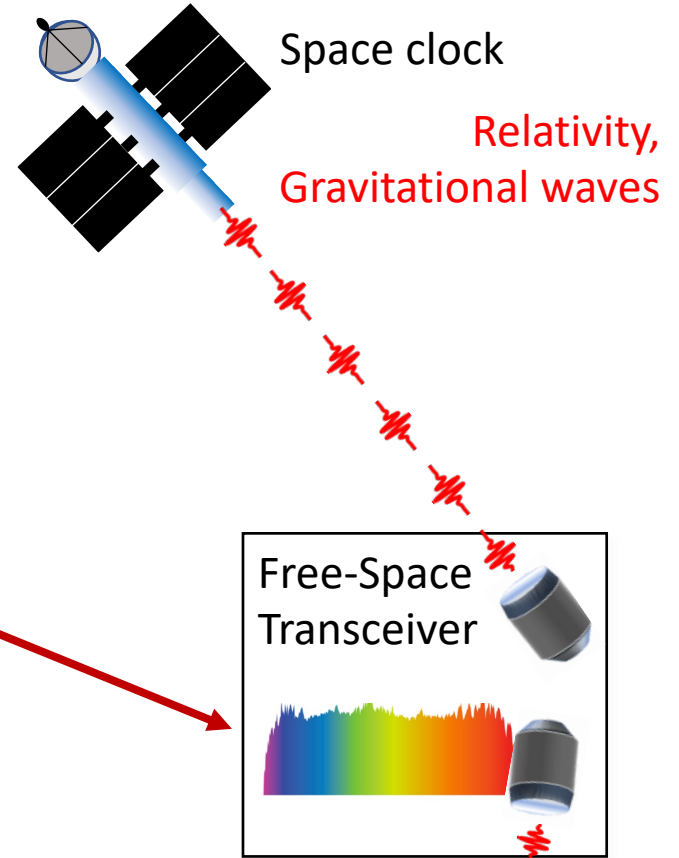
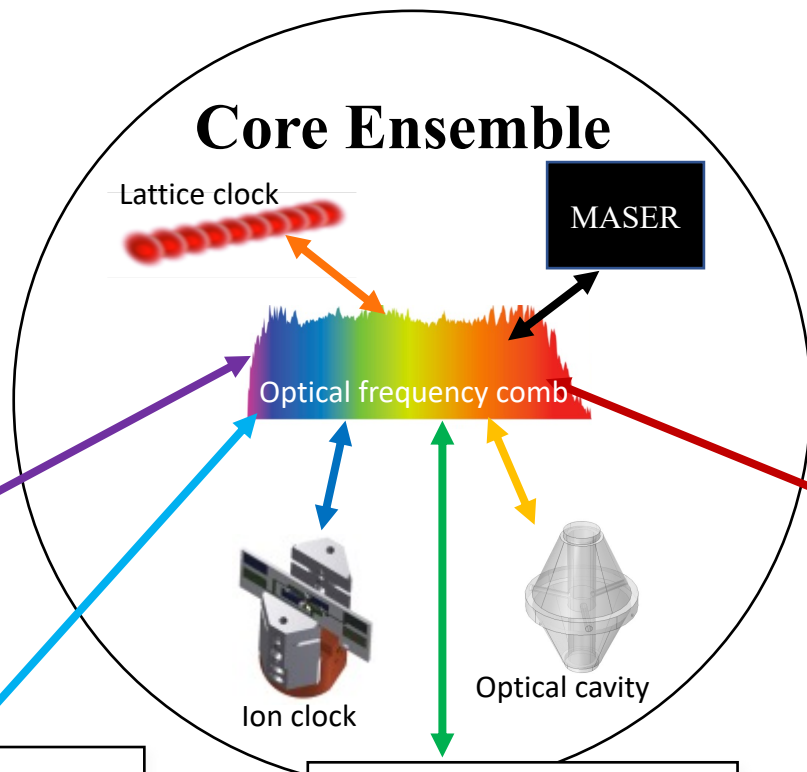
Molecular Ions
 $\dot{\mu}$, dark matter...



Highly-charged Ions
 $\dot{\alpha}$, QED...




Nuclear Clock
 $\dot{\alpha}$, nuclear physics...
 $^{229}\text{Th}^{3+}$



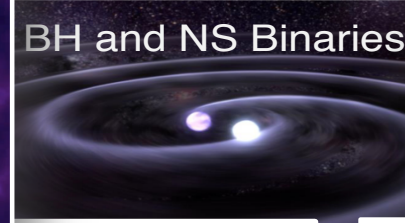


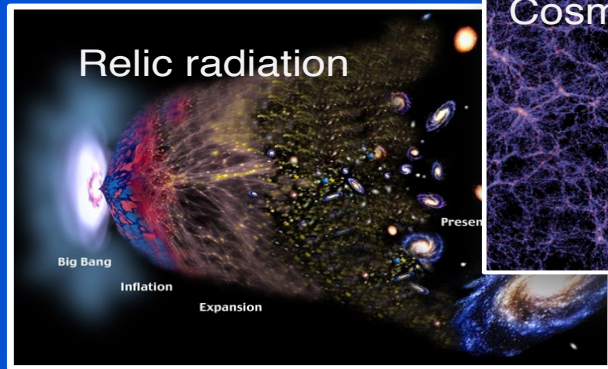


Detectors TRISEP Shipsey L3

Atom Interferometry



Gravitational Waves: Cosmology and Astrophysics



10^{-16} Hz

10^{-9} Hz

10^{-4} Hz

10^0 Hz

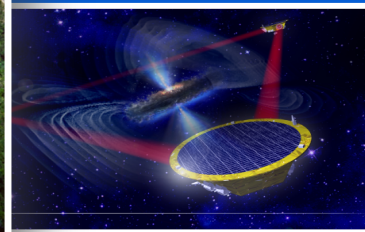

10^3 Hz

Inflation Probe

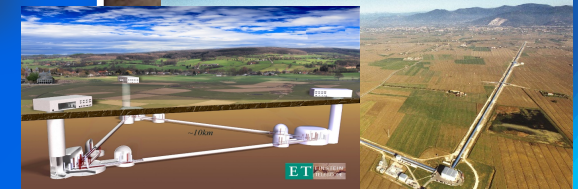
Pulsar timing

Space detectors

Ground interferometers





Laser Interferometer
Gravitational Wave



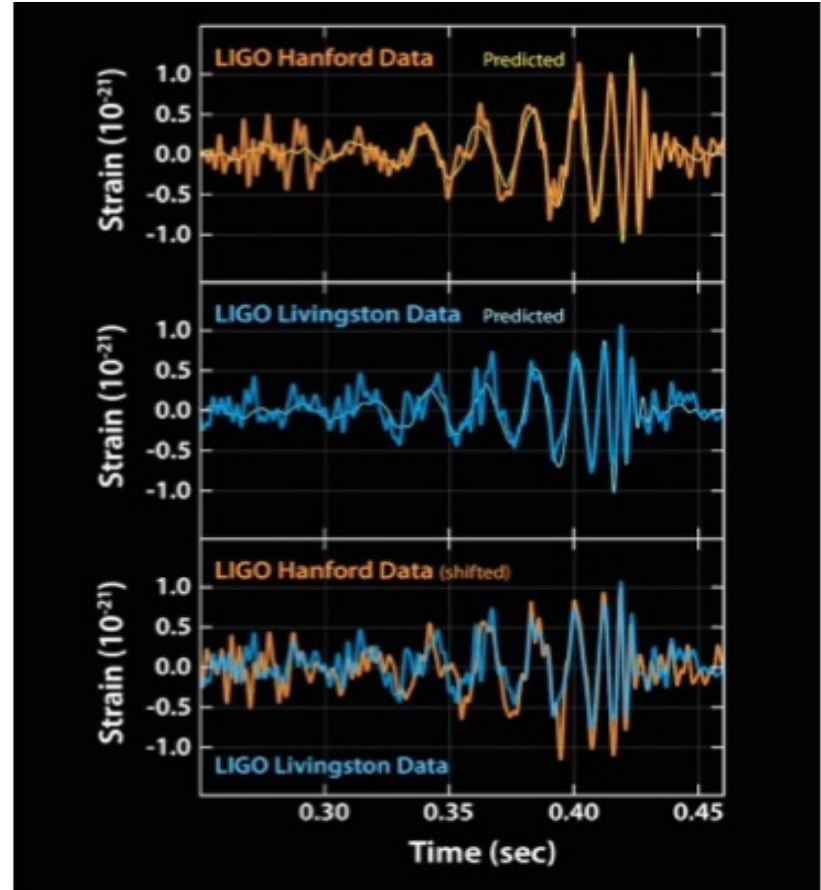
Slide Credit: Grojean

The pictures that shook the world

GW150914



1.3 billion
years
later
on earth

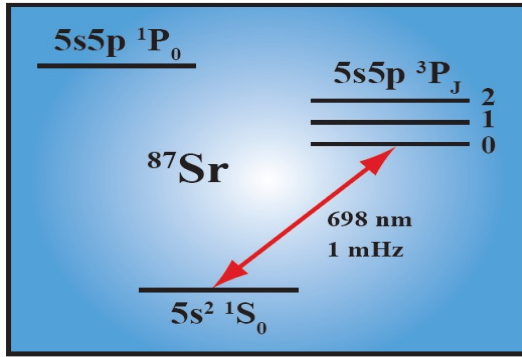


Slide Credit: Grojean

what did it teach us?

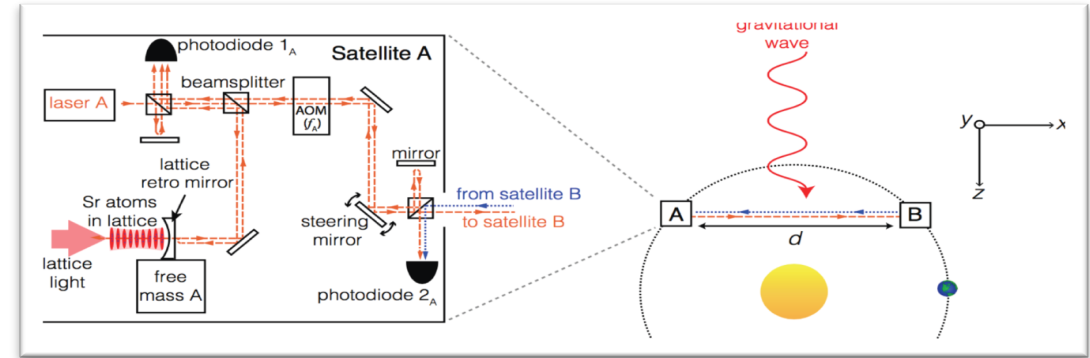
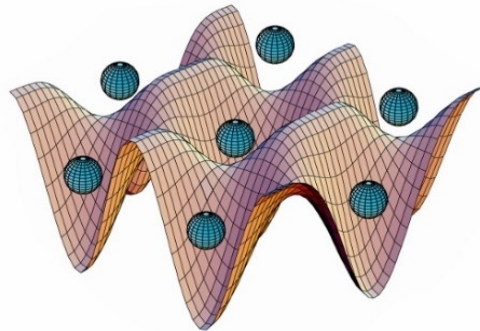
- never give up against strong background when you know you are right
- $m_g < 10^{-22}$ eV ($c_g - c_\gamma < 10^{-17}$, GRB observed together with GW with the same origin?)
- no spectral distortions: scale of quantum gravity > 100 keV

Atomic clocks and atom interferometers



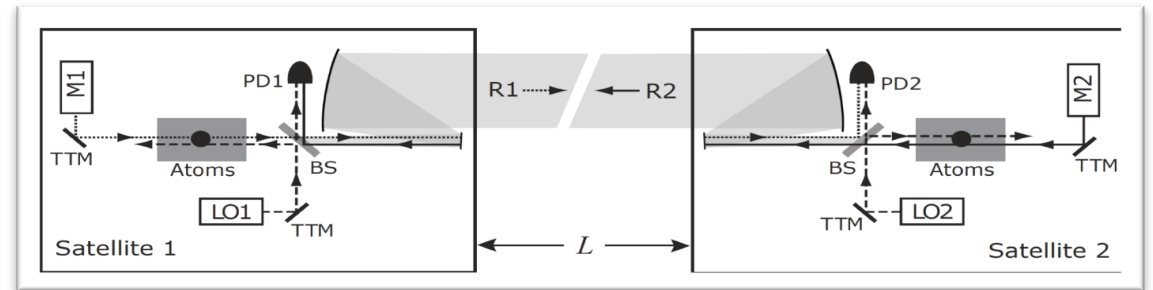
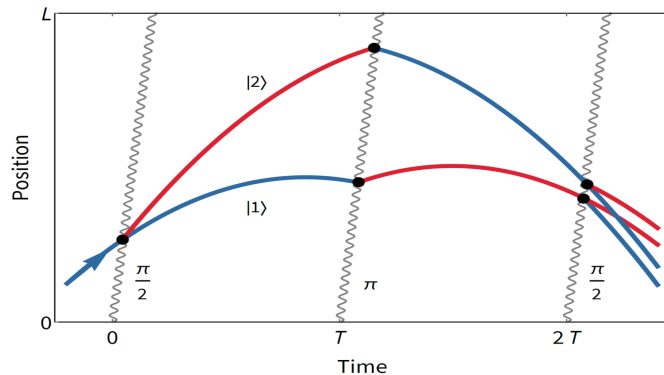
- How can we leverage the incredible gains in stability and accuracy of clocks for fundamental physics?
- Atomic clocks and interferometers offer the potential for gravitational wave detection in an unexplored frequency range
- Development of new “clock” atom interferometer inertial sensors based on narrow optical transitions

Optical lattice clocks



Kolkowitz et al., PRD 2016

Atom interferometers



Hogan et al., PRA 2016

Long baseline atom interferometry science

Mid-band gravitational wave detection

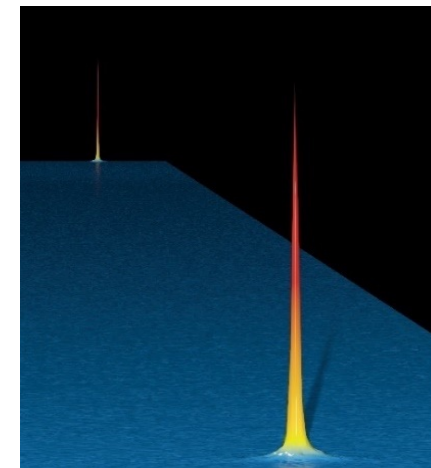
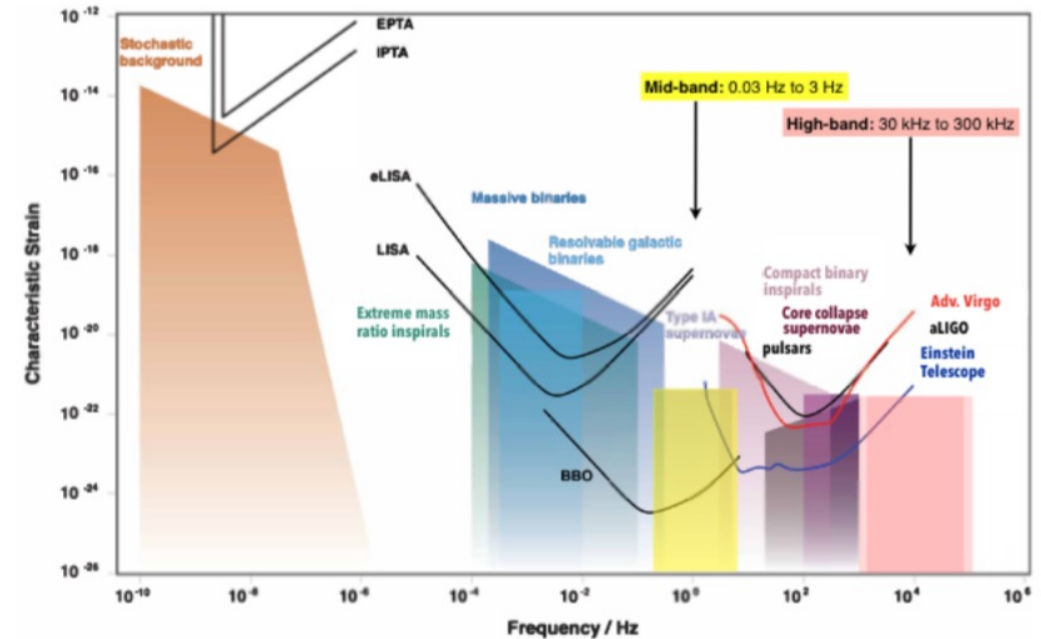
- LIGO sources before they reach LIGO band
- Multi-messenger astronomy: optimal band for sky localization
- Cosmological sources

Ultralight wave-like dark matter probe

- Mass $< 10^{-14}$ eV (Compton frequency in \sim Hz range)
- Scalar- and vector-coupled DM candidates
- Time-varying energy shifts, EP-violating new forces, spin-coupled effects

Tests of quantum mechanics at macroscopic scales

- Meter-scale wavepacket separation, duration of seconds
- Decoherence, spontaneous localization, non-linear QM, ...



*Rb wavepackets
separated by 54 cm*

Sky position determination

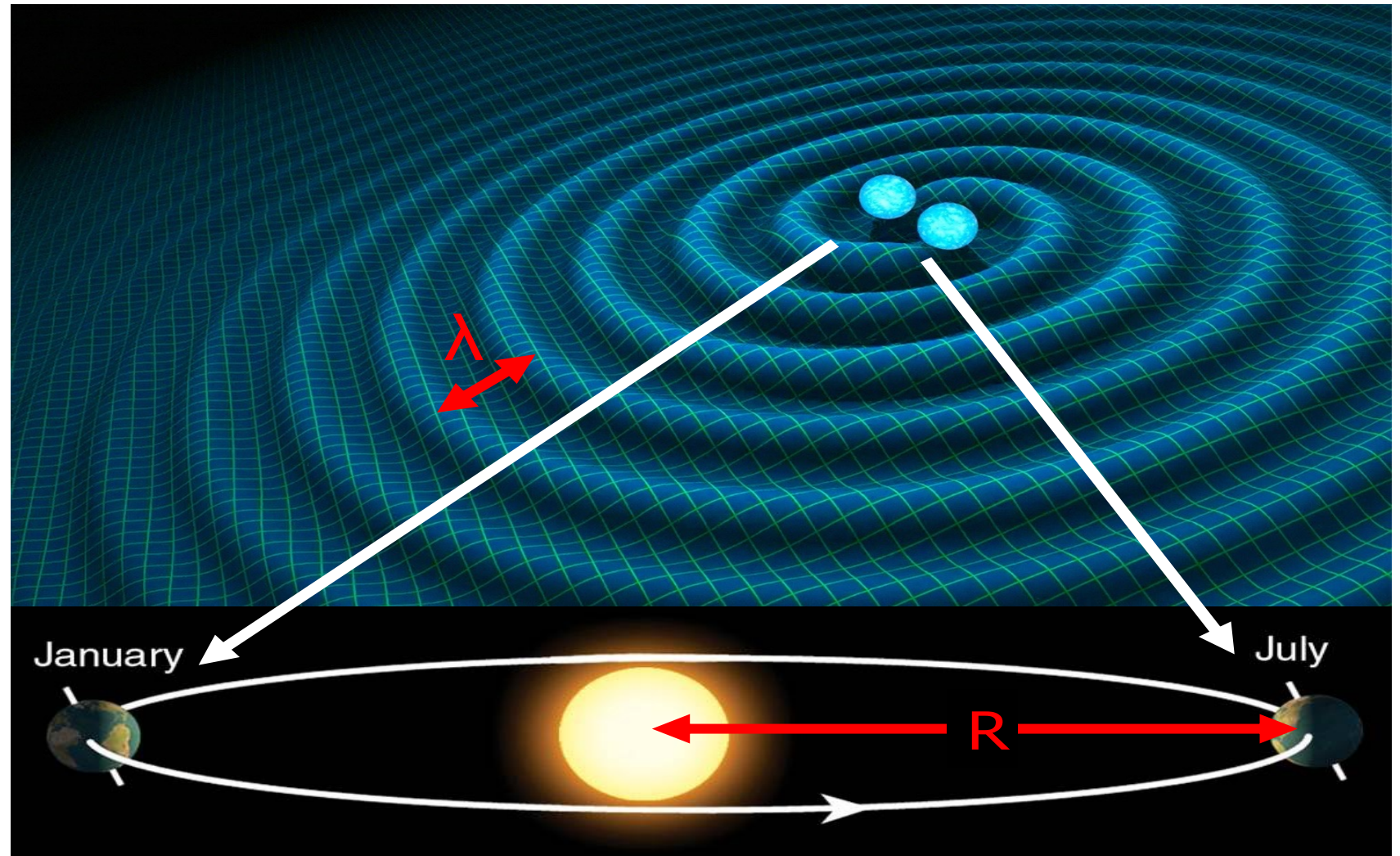
Sky localization precision:

$$\sqrt{\Omega_s} \sim \left(\text{SNR} \cdot \frac{R}{\lambda} \right)^{-1}$$

Mid-band advantages

- Small wavelength λ
- Long source lifetime (\sim months) maximizes effective R


Benchmark	$\sqrt{\Omega_s}$ [deg]
GW150914	0.16
GW151226	0.20
NS-NS (140 Mpc)	0.19



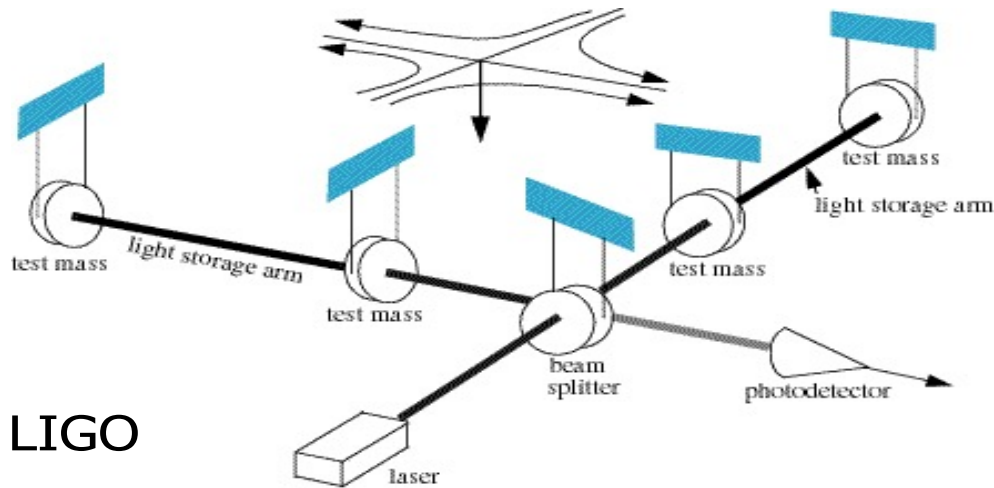
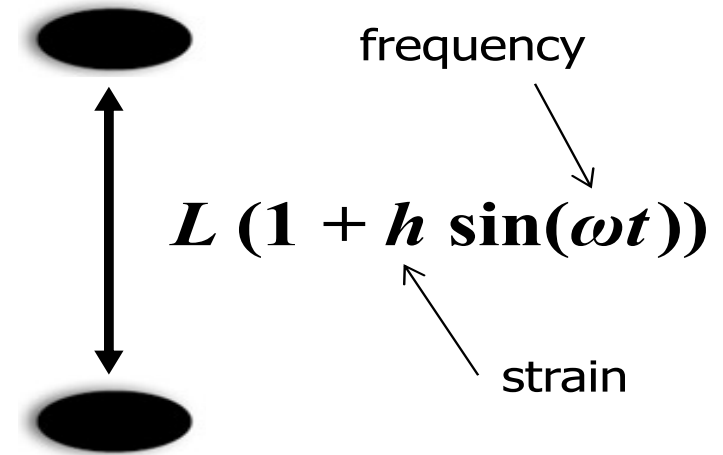
Slide credit: Jason Hogan

Gravitational Wave Detection

$$ds^2 = dt^2 - (1 + h \sin(\omega(t - z)))dx^2 - (1 - h \sin(\omega(t - z)))dy^2 - dz^2$$



Megaparsecs...



LIGO

- LIGO and other optical interferometers **use two baselines**
- In principle, **only one is required**
- Second baseline needed to reject laser technical noise

Matter wave **A**tom **G**radiometer **I**nterferometric **S**ensor

Passing gravitational waves cause a small modulation in the distance between objects. Detecting this modulation requires two ingredients:

1. Inertial references

- Freely-falling objects, separated by some baseline
- Must be insensitive to perturbations from non-gravitational forces

2. Clock

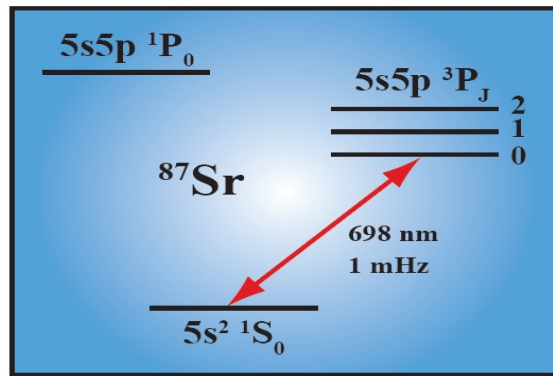
- Used to monitor the separation between the inertial references
- Typically measures the time for light to cross the baseline, via comparison to a precise phase reference (e.g. a clock).

In MAGIS, atoms play both roles.

Atom as “active” proof mass: Atomic coherence records laser phase, avoiding the need of a reference baseline – **single baseline** gravitational wave detector.

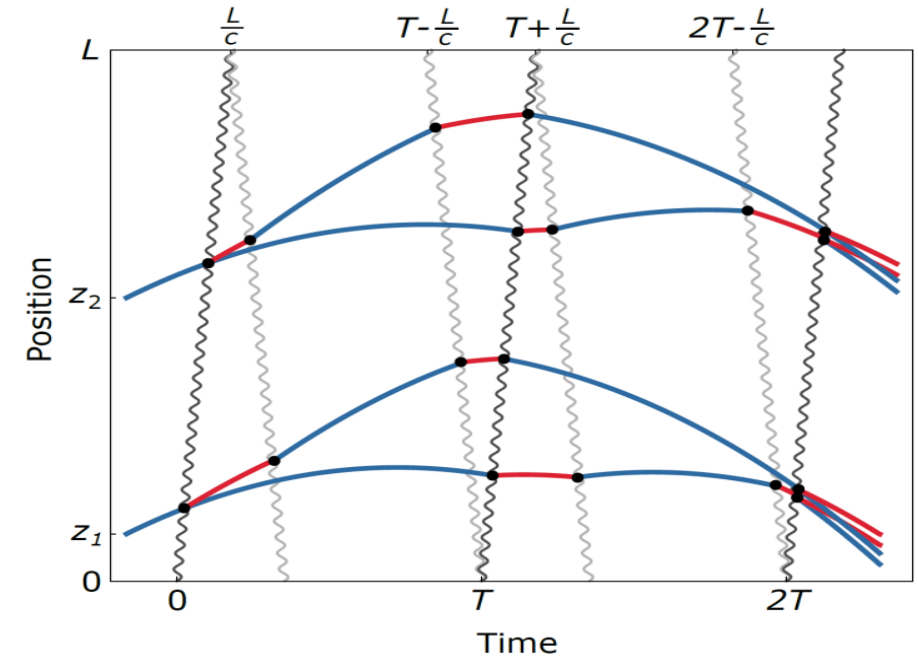

Clock atom interferometry

New kind of atom interferometry using **single-photon transitions** between long-lived **clock states**



Clock transition in candidate atom ^{87}Sr

Differential measurement (**gradiometer**) to suppress laser noise



Excited state phase evolution:

$$\Delta\phi \sim \omega_A (2L/c)$$

(variations over time T)

Two ways for phase to vary:

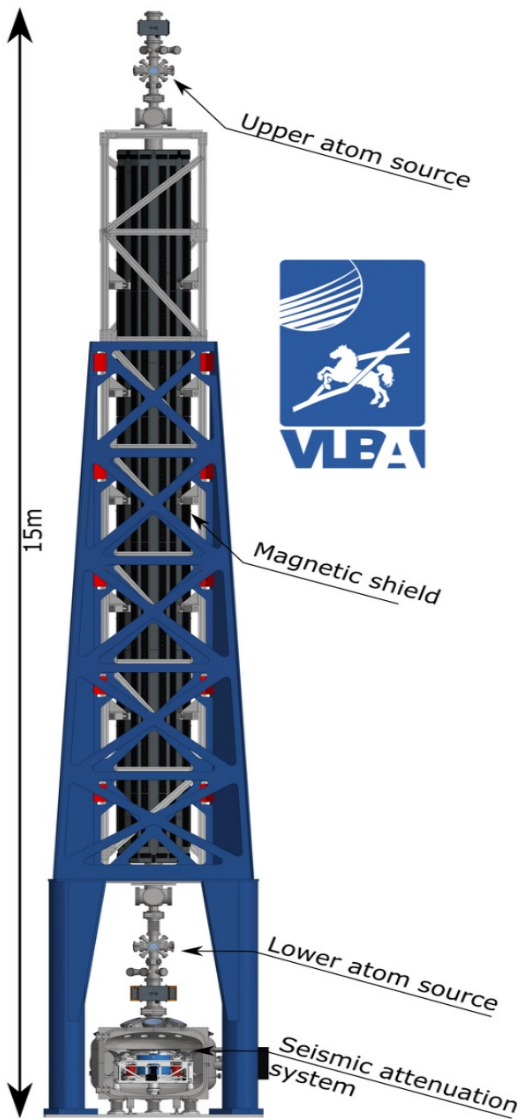
$$\delta\omega_A \quad \text{Dark matter}$$

$$\delta L = hL \quad \text{Gravitational wave}$$

Graham et al., PRL **110**, 171102 (2013).

Arvanitaki et al., PRD **97**, 075020 (2018).


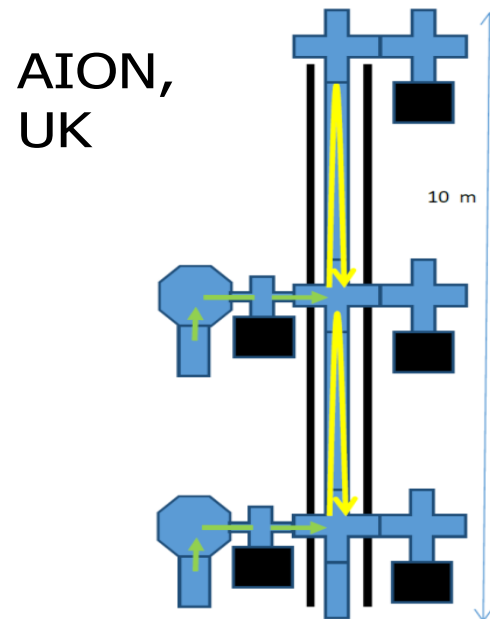
10-meter scale atom drop towers



Hannover, Germany



Wuhan, China

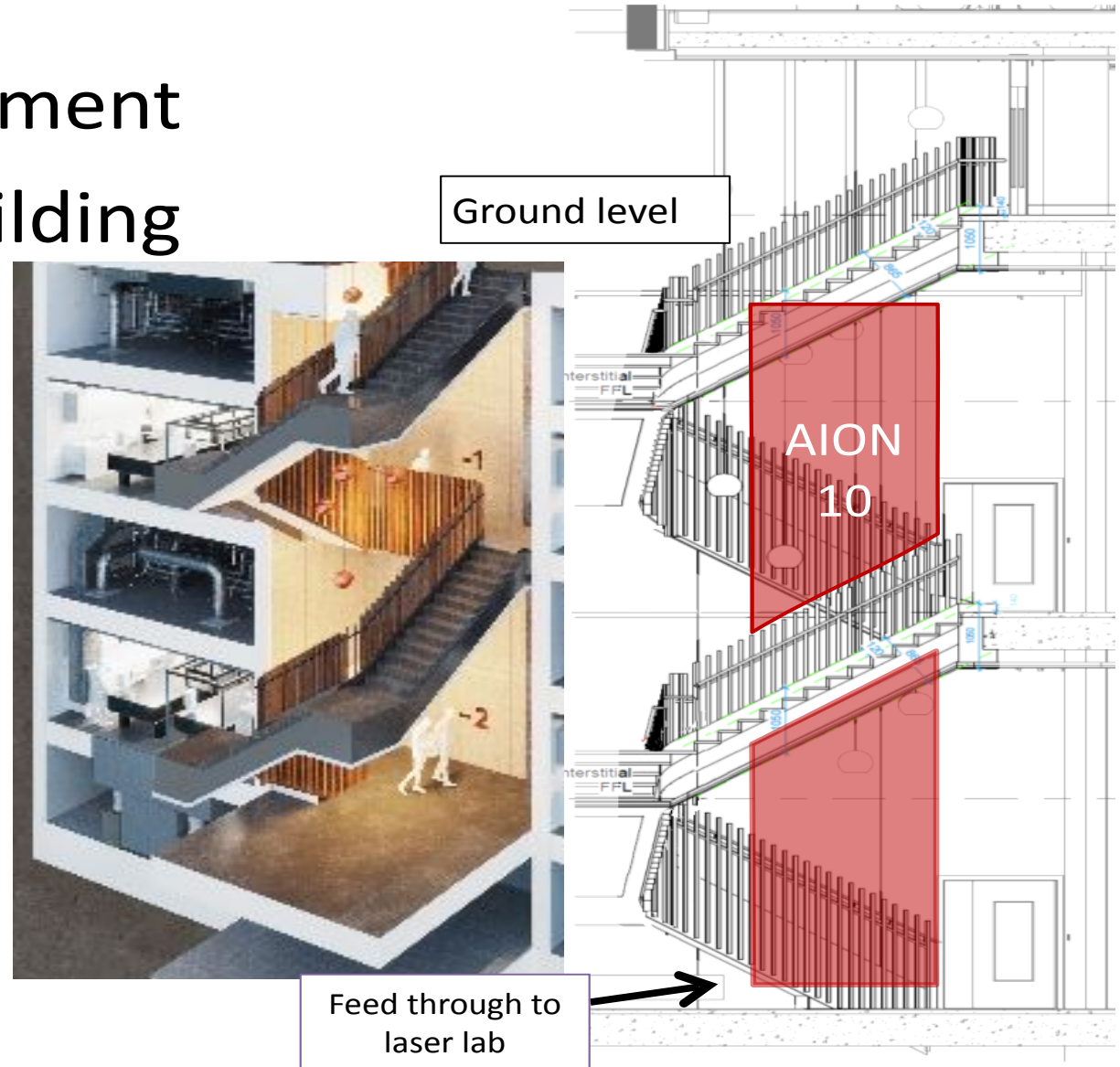



Stanford University

Planned Site for AION 10m

- Oxford Physics Department
- New purpose-built building
 - Low vibration
 - Temperature control
 - Laser laboratory
 - Engineering support

AION Collaboration
(Badurina, ..., JE et al):
arXiv:1911.11755





The Beecroft Building

Detectors TRISEP Shipsey L3

The Beecroft Building © Jim Stephenson



2016



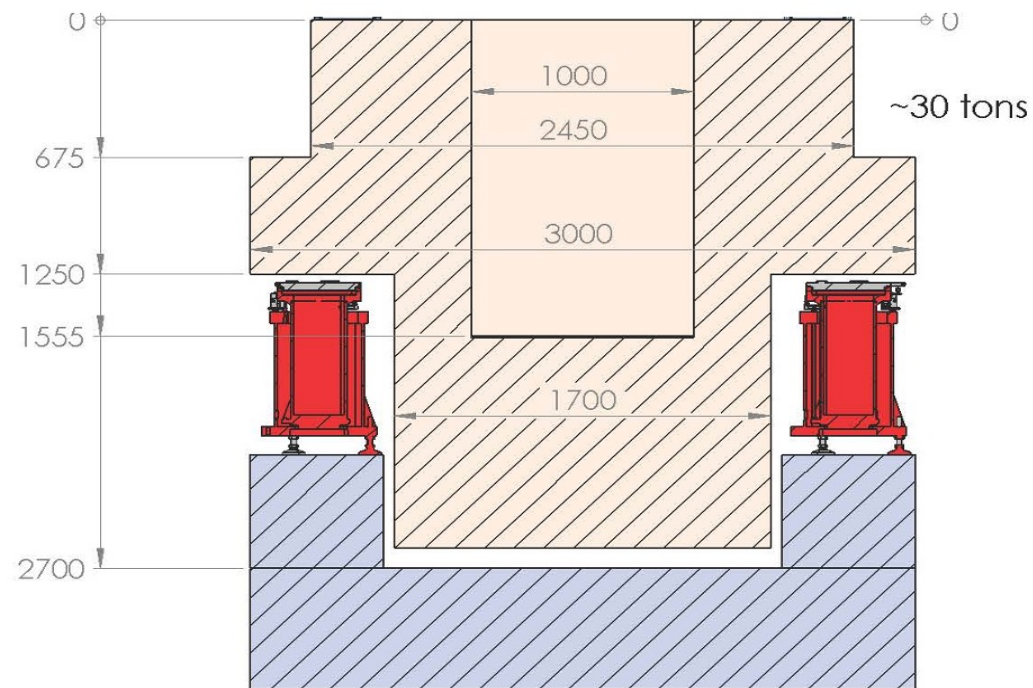
Beecroft Building Site

Detectors TRISEP Shipsey L3



Beecroft Building

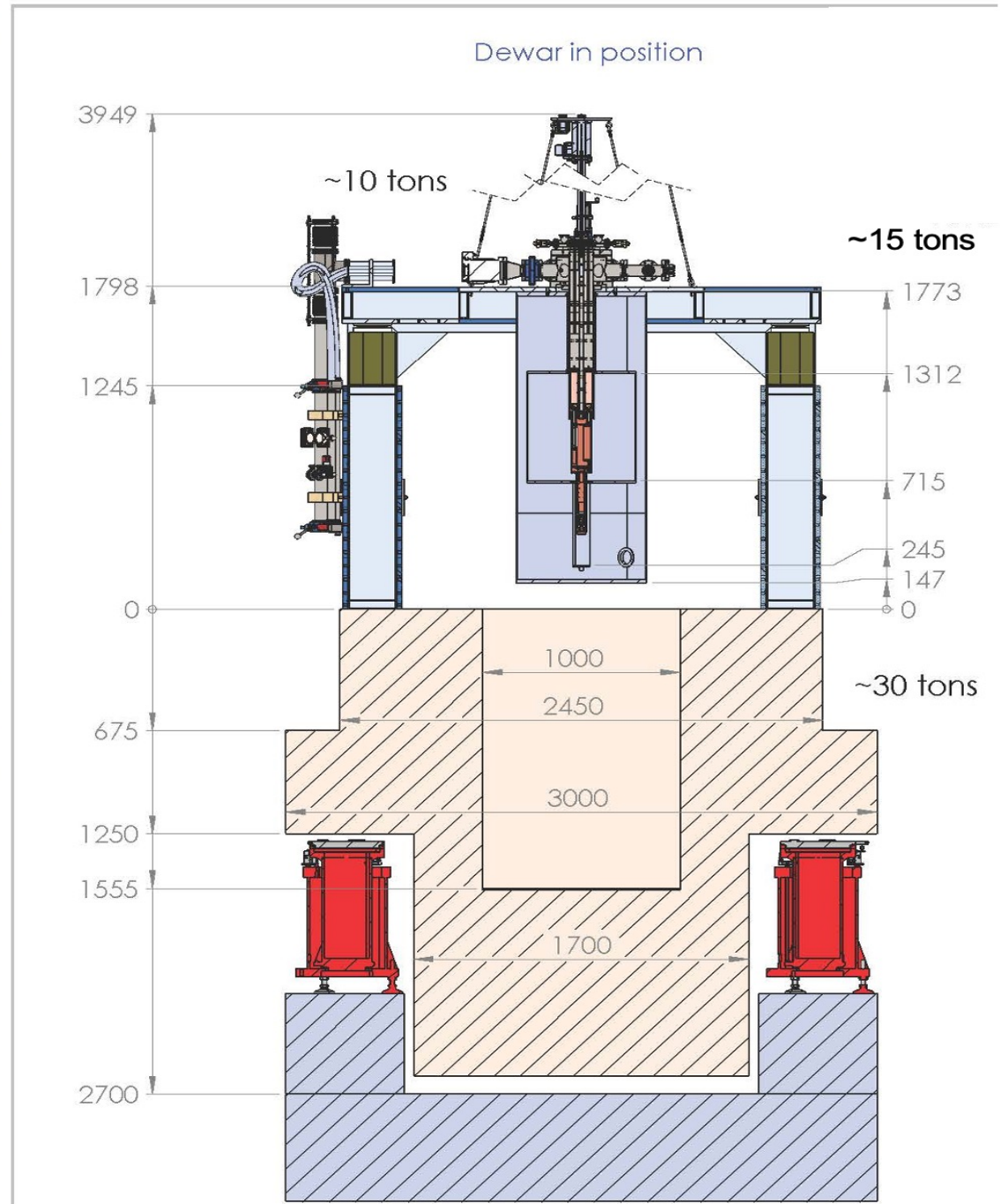
Detectors TRISEP Shipsey L3





Beecroft Building

Detectors TRISEP Shipsey L3

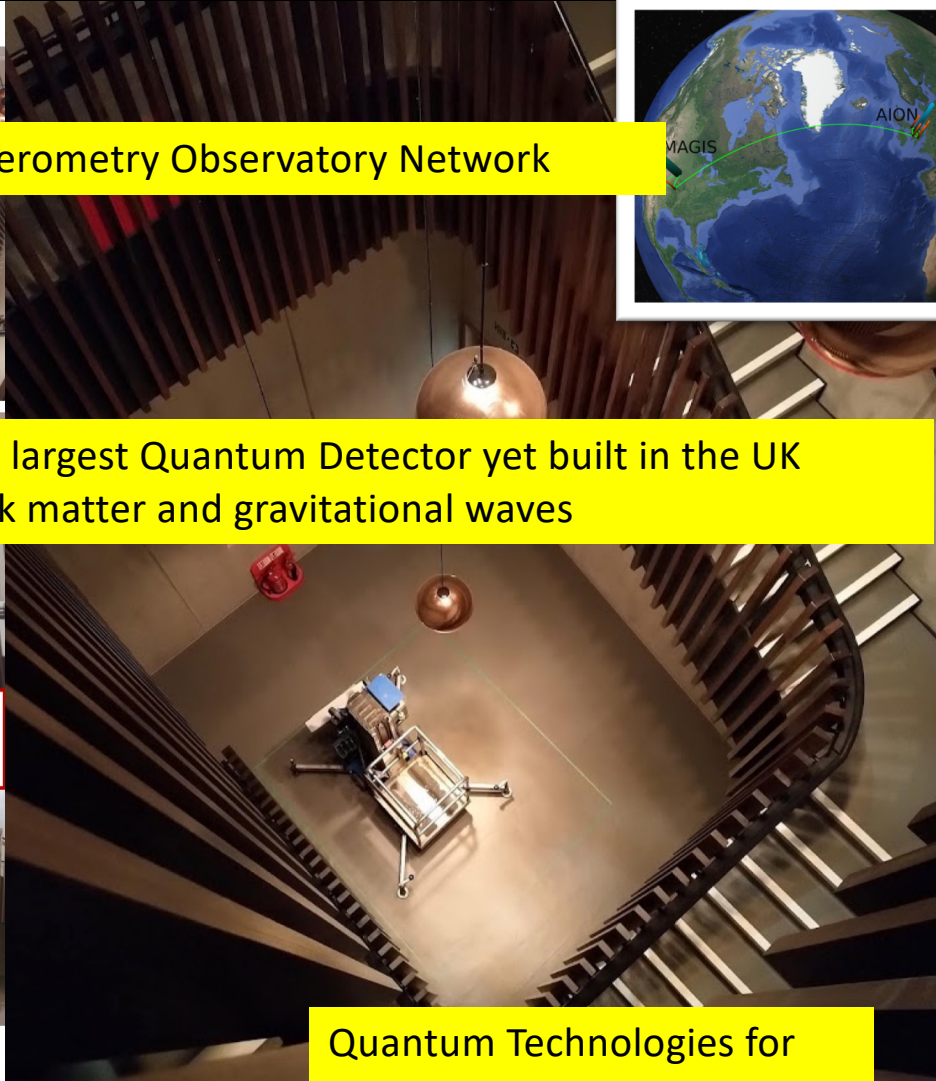




AION Atom Interferometry Observatory Network



**AION will be the largest Quantum Detector yet built in the UK
sensitivity to dark matter and gravitational waves**




**Quantum Technologies for
Fundamental Physics
STFC/EPSRC**


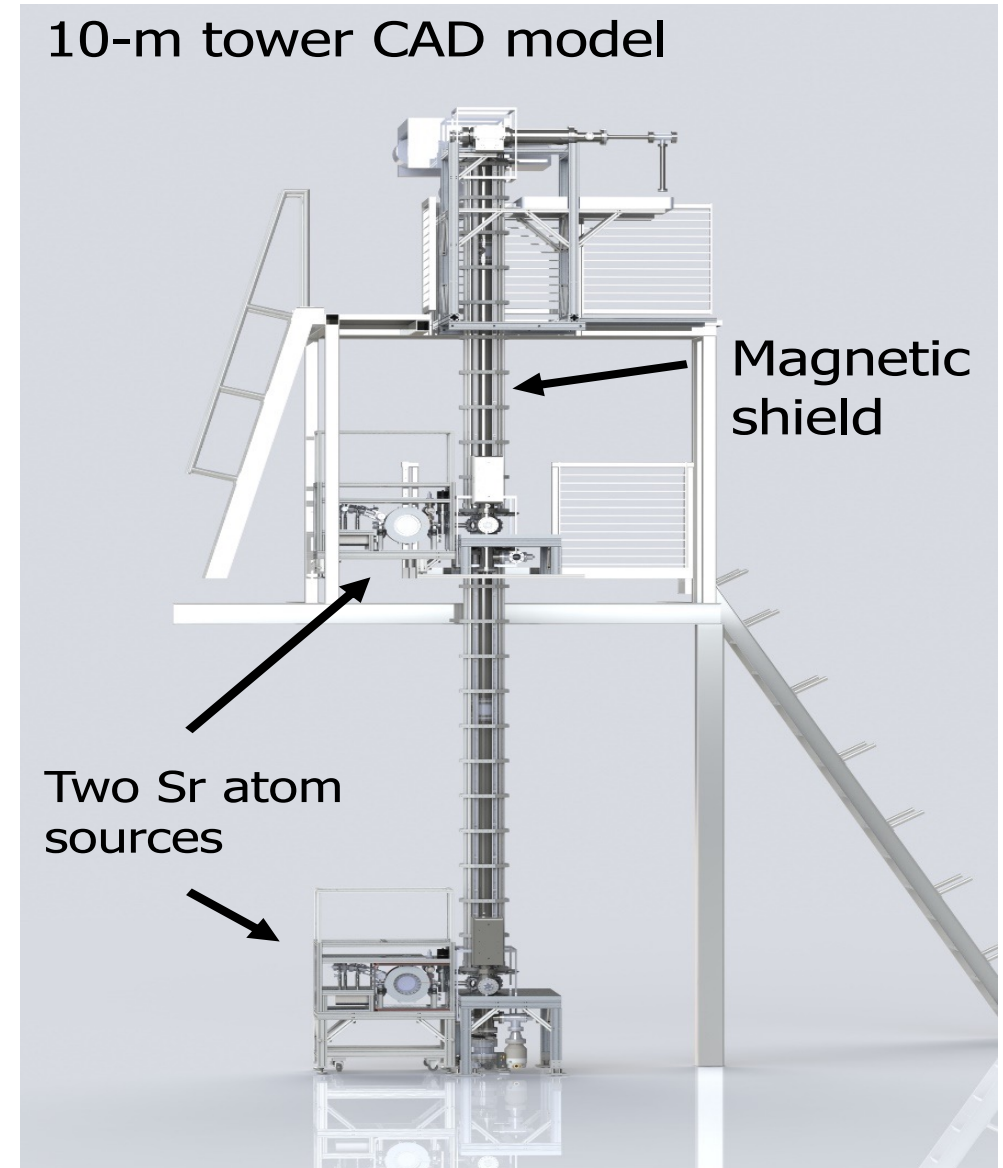
Stanford 10-meter Sr prototype

(MAGIS prototype)

Two assembled Sr atom sources



10-m tower CAD model

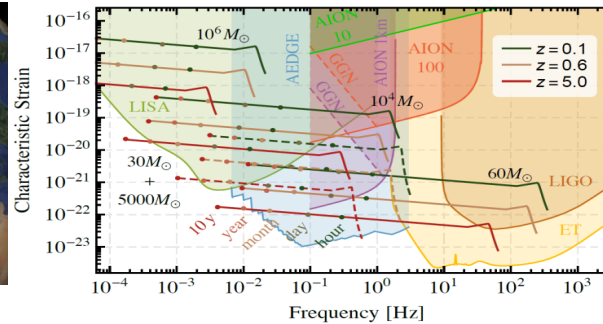
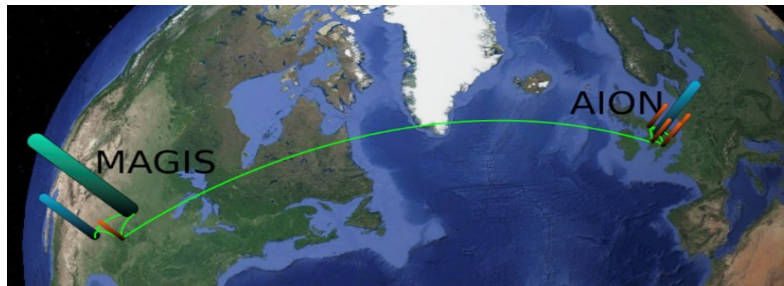
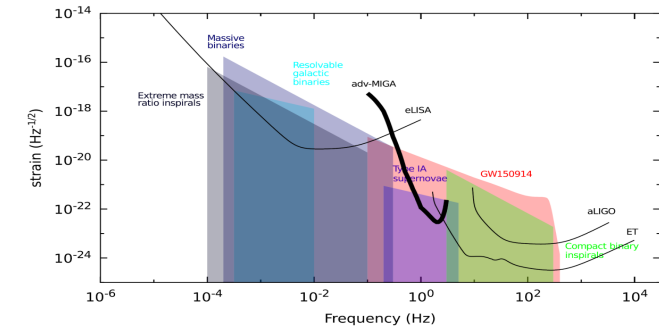
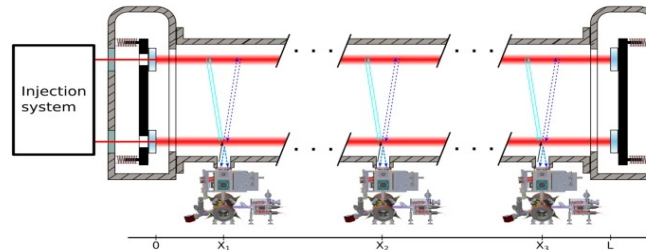


Atom source CAD detail

International efforts in long baseline atomic sensors

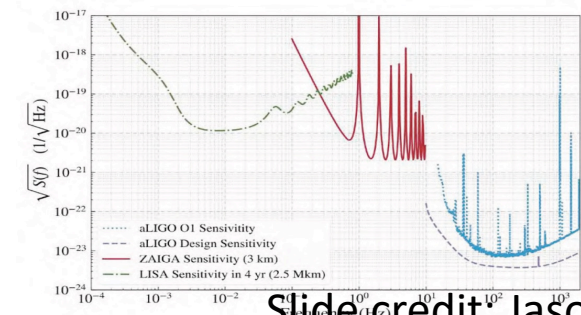
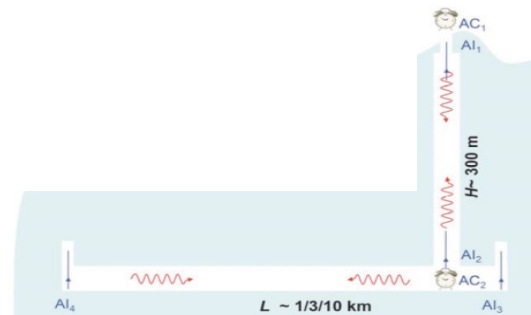
Project	Baseline Length	Number of Baselines	Orientation	Atom	Atom Optics	Location
MAGIS-100	100 m	1	Vertical	Sr	Clock AI, Bragg	USA
AION	100 m	1	Vertical	Sr	Clock AI	UK
MIGA	200 m	2	Horizontal	Rb	Bragg	France
ZAIGA	300 m	3	Vertical	Rb, Sr	Raman, Bragg, OLC	China

MIGA: Matter Wave laser Interferometric Gravitation Antenna (France)



AION: Atom Interferometer Observatory and Network (UK)

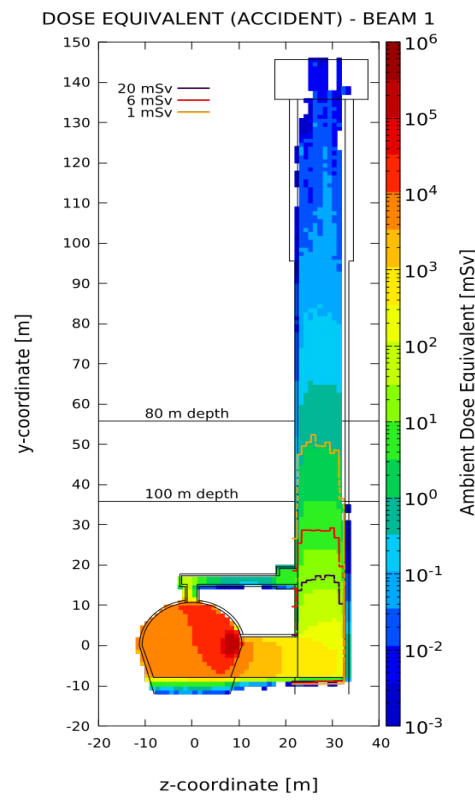
ZAIGA: Zhaoshan Long-baseline Atom Interferometer Gravitation Antenna (China)



Possible Site for AION 100m (1km?) Boulby Mine STFC Laboratory



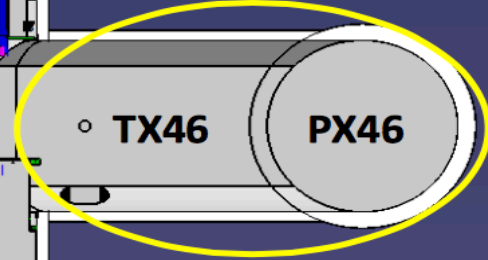
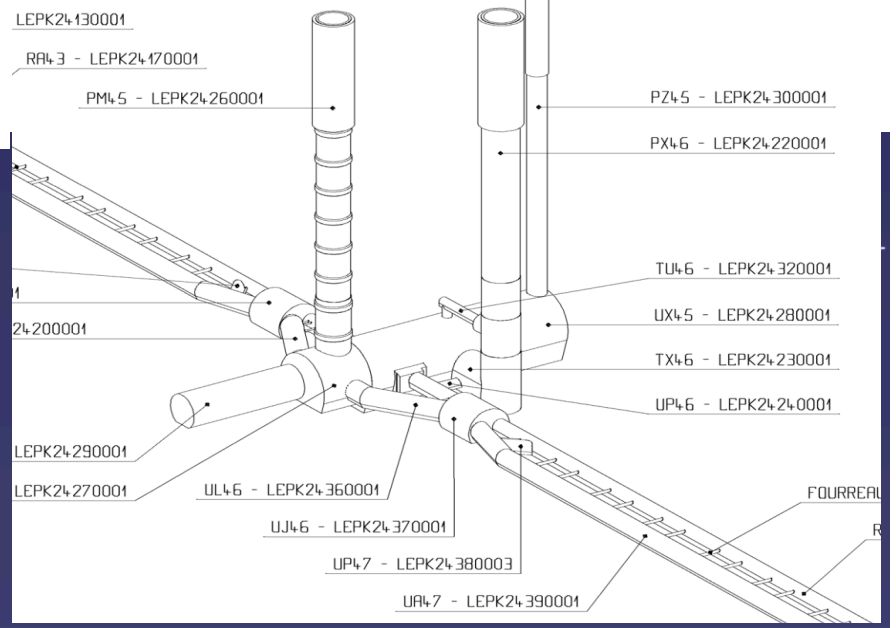
Possible Sites for AION 100m: Daresbury, Boulby ... or CERN?



PZ45

UX45 "RF" side

UX45 "CRYO" side

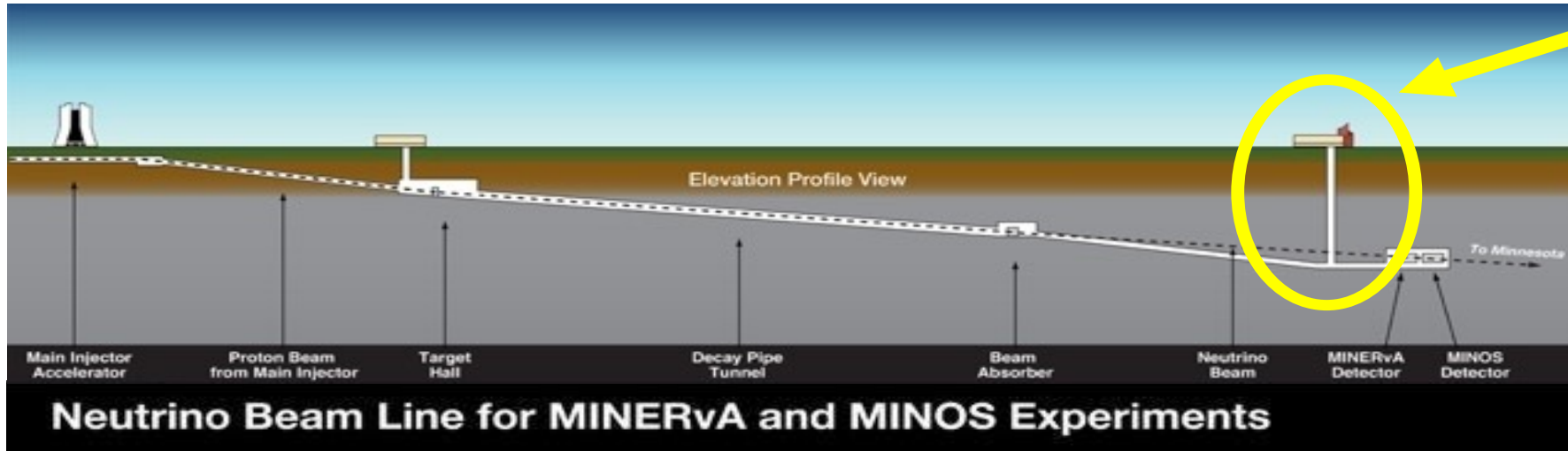


Radiation & seismological studies underway

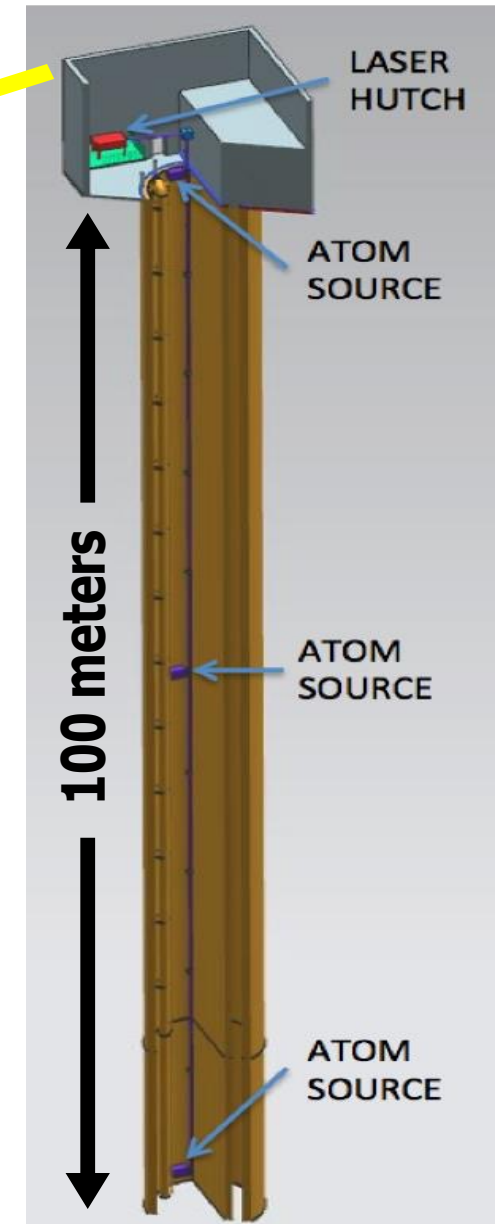


MAGIS-100: Detector prototype at Fermilab

Matter wave **A**tom **G**radiometer **I**nterferometric **S**ensor

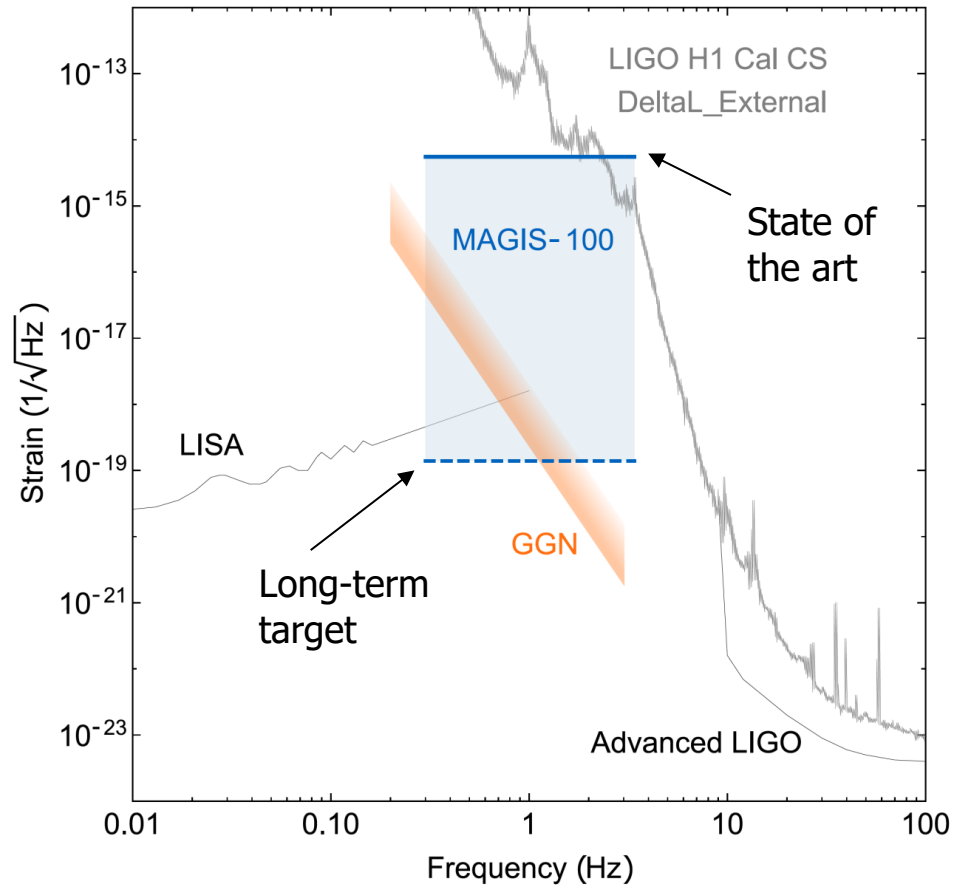


- 100-meter baseline atom interferometry in existing shaft at Fermilab
- Intermediate step to full-scale (km) detector for gravitational waves
- Clock atom sources (Sr) at three positions to realize a gradiometer
- Probes for ultralight scalar dark matter beyond current limits (Hz range)
- Extreme quantum superposition states: >meter wavepacket separation, up to 9 seconds duration



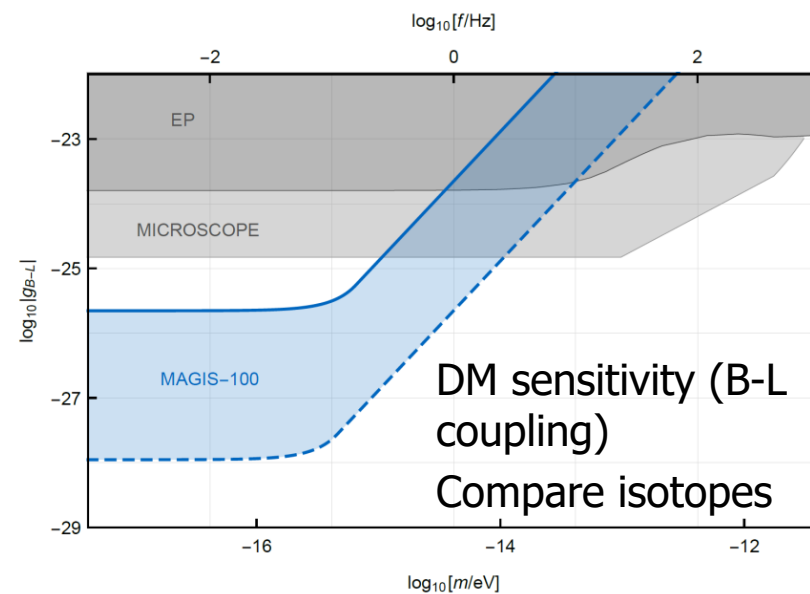
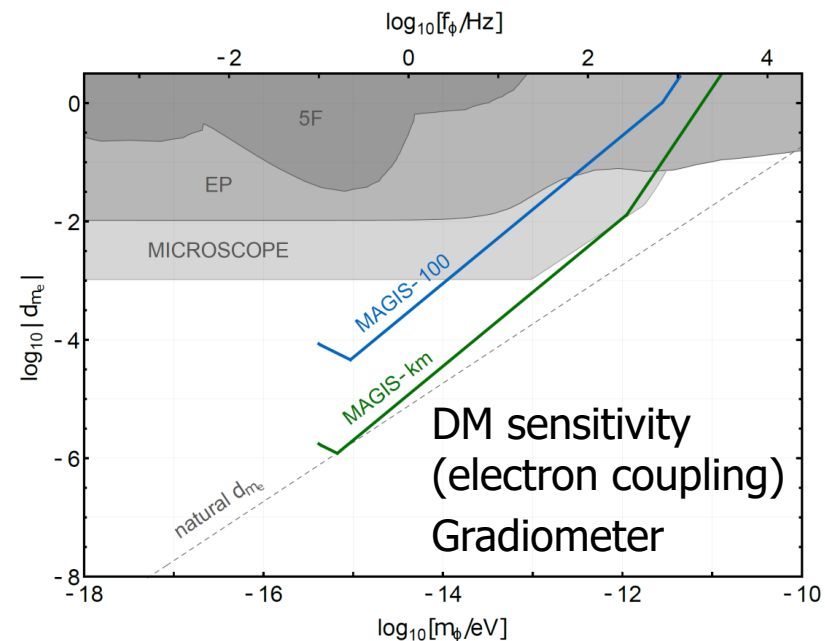
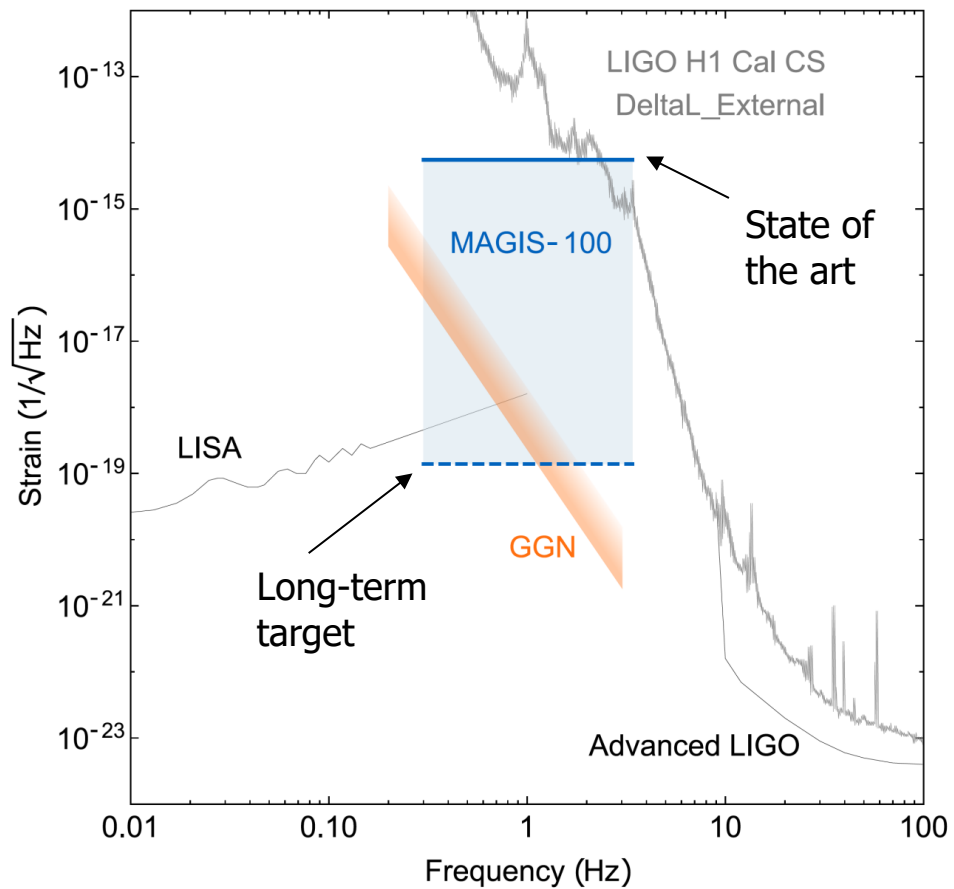
MAGIS-100 projected sensitivity

Gravitational wave sensitivity

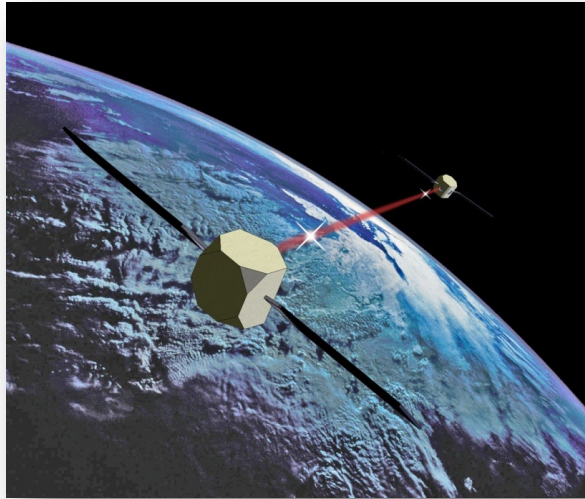


MAGIS-100 projected sensitivity

Gravitational wave sensitivity



MAGIS-style satellite detector



Satellite detector concept

- Two spacecraft
- Atom source in each
- Heterodyne laser link
- Resonant/LMT sequences

Example design

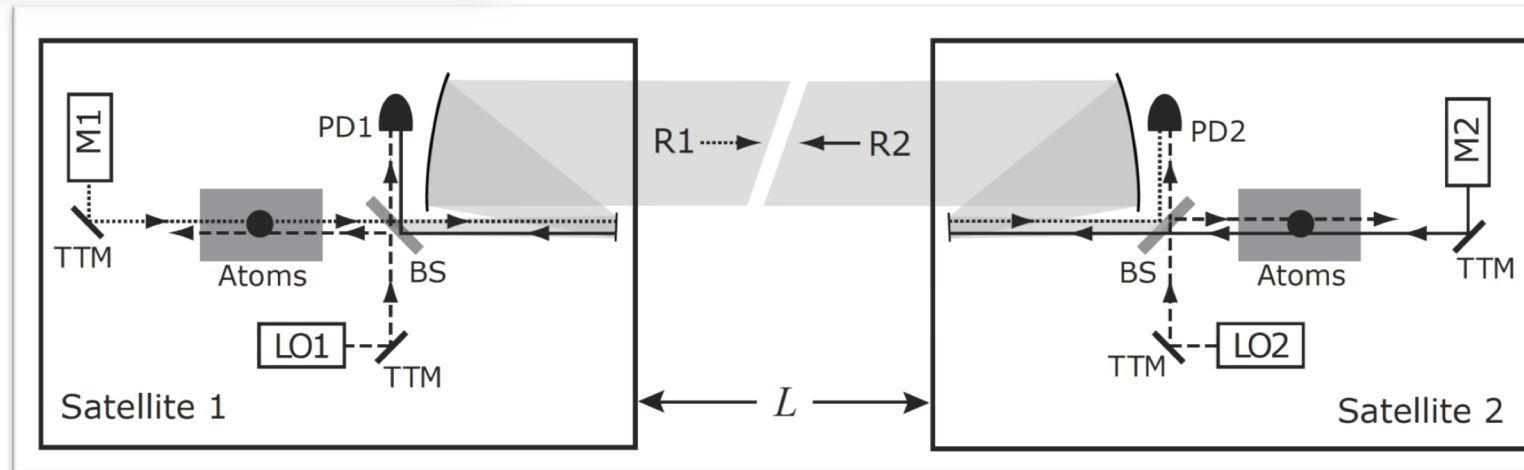
$$L = 4 \times 10^7 \text{ meters}$$

$$10^{-4} \text{ rad}/\sqrt{\text{Hz}}$$

$$\frac{n\hbar k}{m} T < 1 \text{ m}$$

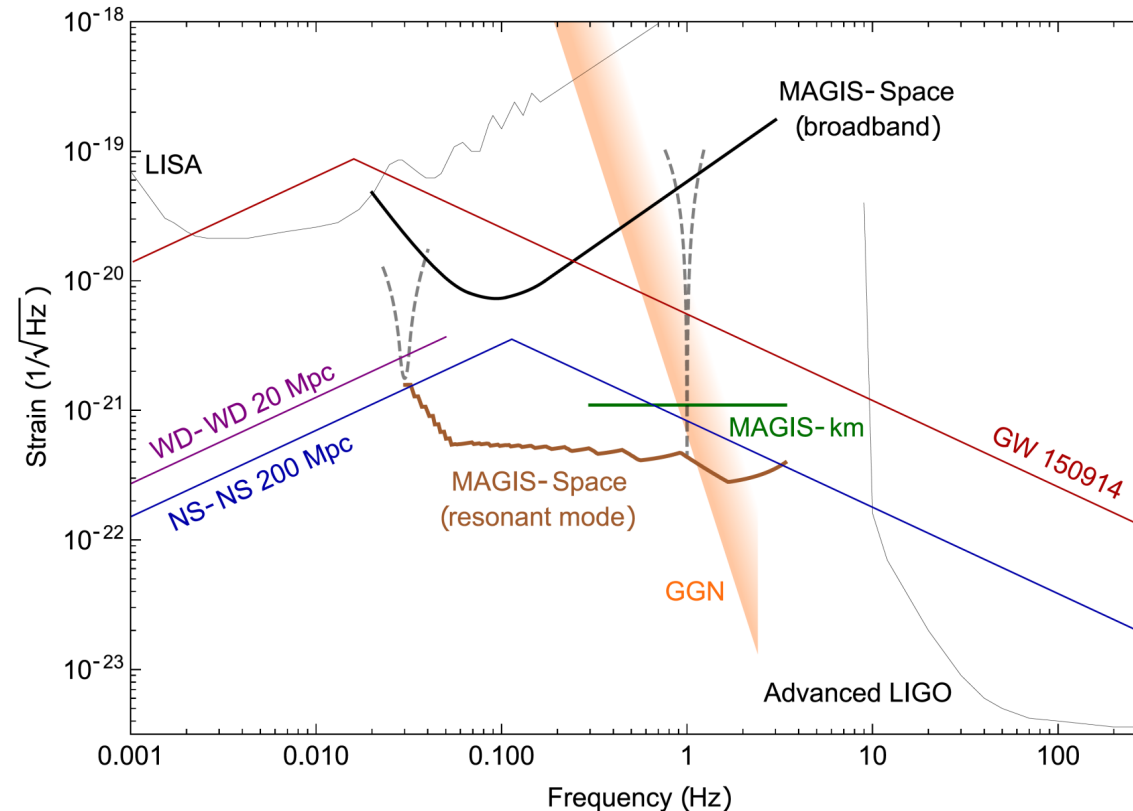
$$2TQ < 300 \text{ s}$$

$$n_p < 10^3$$



- Heterodyne link concept analogous to LISA (synthesize ranging between two test masses)

Full scale MAGIS projected GW sensitivity



- Mid-band GW sources detectable from ground and space
- Gravity gradient noise (GGN) likely limits any terrestrial detector at low frequencies
- Longer baselines available in space reduce requirements (e.g., LMT), but can impact frequency response at high frequencies
- Flexible detection strategies possible (broadband vs resonant) with different tradeoffs in sensitivity/bandwidth

@ CERN: PBC, large low energy physics community...

<https://indico.cern.ch/event/1002356/>

PBC technology annual workshop 2021 (focus on quantum sensing)

<https://indico.cern.ch/event/1057715/>

PBC technology mini workshop: superconducting RF (Sep. 2021)

Initial experiments with quantum sensors world-wide

→ rapid investigation of new phase space

→ scaling up to larger systems, improved devices

→ expanding explored phase space

→ particles, atoms, ions, nuclei:

tests of QED, symmetries

→ atomic interferometers:

DM searches

→ RF cavities:

axion searches

typically not obvious, given that most detectors rely on detecting the product of many interactions between a particle and the detector (ionization, scintillation, Cerenkov photons, ...)

handful of ideas that rely on quantum devices, or are inspired by them, but do not necessarily use them as quantum detectors per se, but rather their properties to enhance / permit measurements that are more difficult to achieve otherwise

main focus on tracking / calorimetry / timing

→ closely related: nanostructured materials
→ Frontiers of Physics, M. Doser et al., 2022

these are not developed concepts, but rather the kind of approaches one might contemplate working towards



very speculative!

Metamaterials, 0 / 1 / 2-dimensional materials (quantum dots, nanolayers)

ultra-fast scintillators based on perovskites

chromatic calorimetry (QDs)

active scintillators (QCL, QWs, QDs)

5.3.6 *

GEMs (graphene)

Atoms, molecules, ions

Rydberg TPC's

5.3.5 *

Spin-based sensors

helicity detectors

5.3.3 *

* <https://cds.cern.ch/record/2784893>


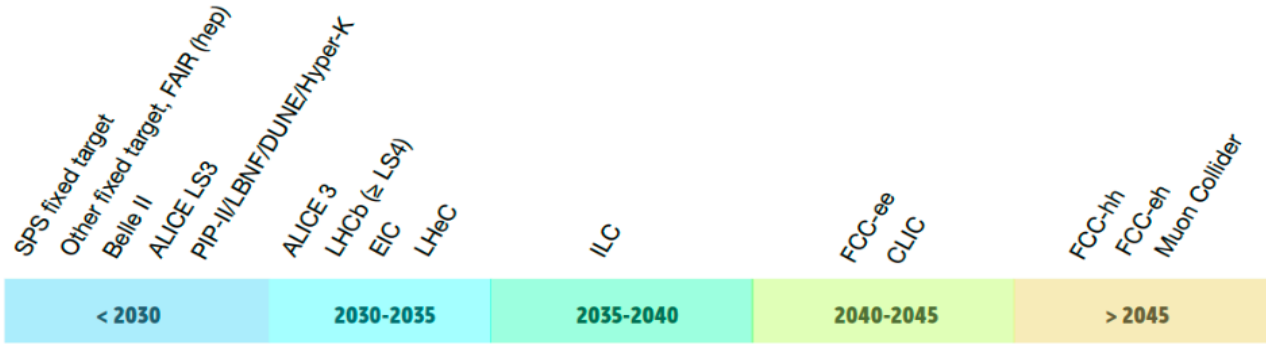
Michael Doser
EP Seminar
13/5/2022

Quantum Technologies and Particle Physics

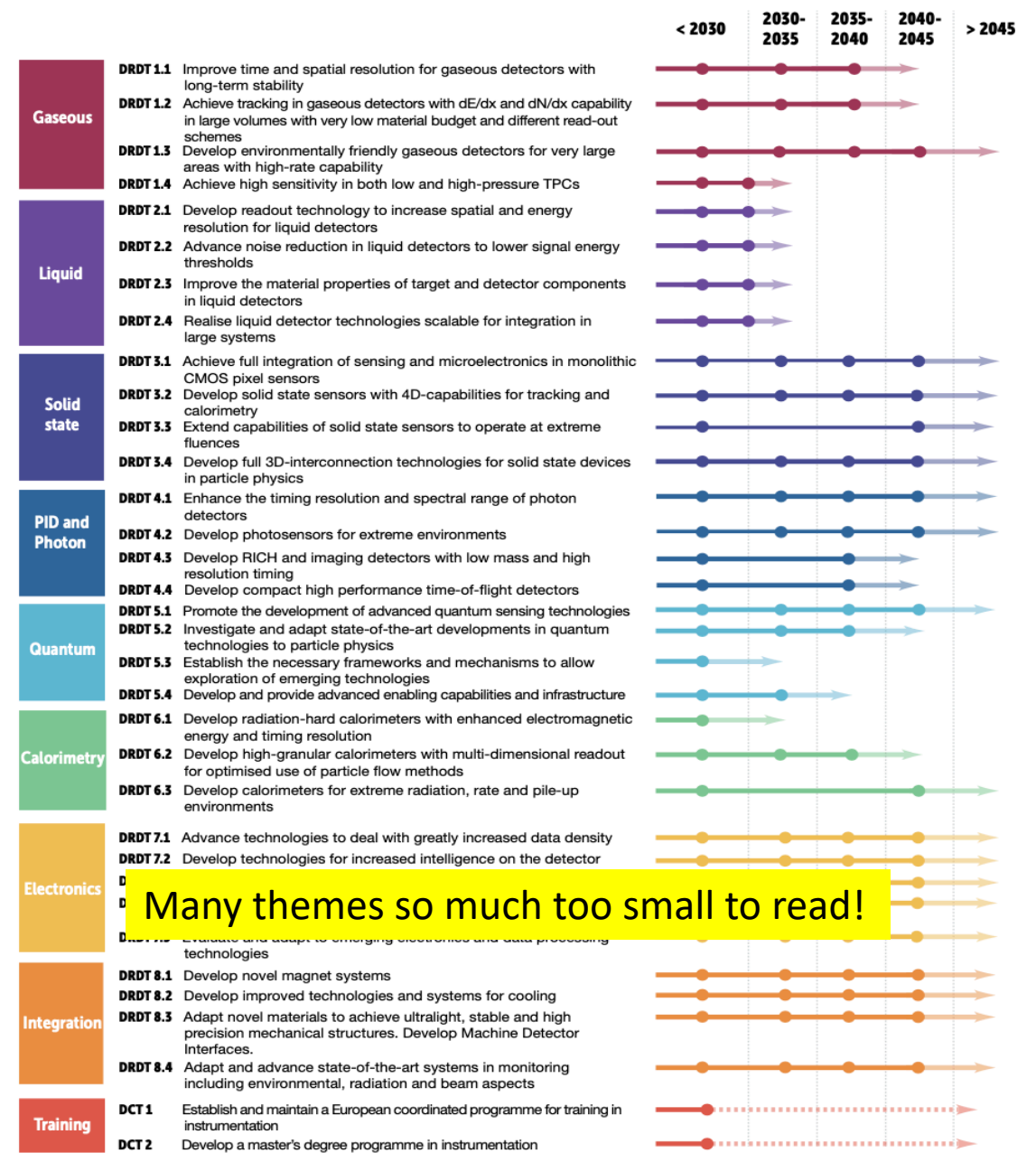
- The nature of dark matter
- The earliest epochs of the universe at temperatures $\gg 1\text{TeV}$
- The existence of new forces
- The violation of fundamental symmetries
- The possible existence of dark radiation and the cosmic neutrino background
- The possible dynamics of dark energy
- The measurement of neutrino mass
- Tests of the equivalence principle
- Tests of quantum mechanics
- A new gravitational wave window to the Universe:
 - LIGO sources before they reach LIGO band
 - Multi-messenger astronomy: optimal band for sky localization
 - Cosmological sources

Roadmap Document Structure

Within each Task Force (one for each technology area + training) the aim is to propose a time ordered detector R&D programme by Detector Research and Development Themes (DRDT) in terms of **capabilities not currently achievable**.



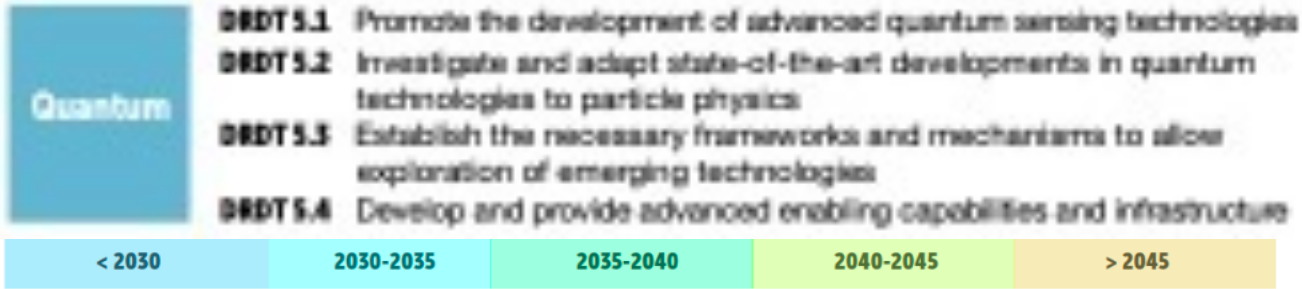
DETECTOR RESEARCH AND DEVELOPMENT THEMES (DRDTs) & DETECTOR COMMUNITY THEMES (DCTs)



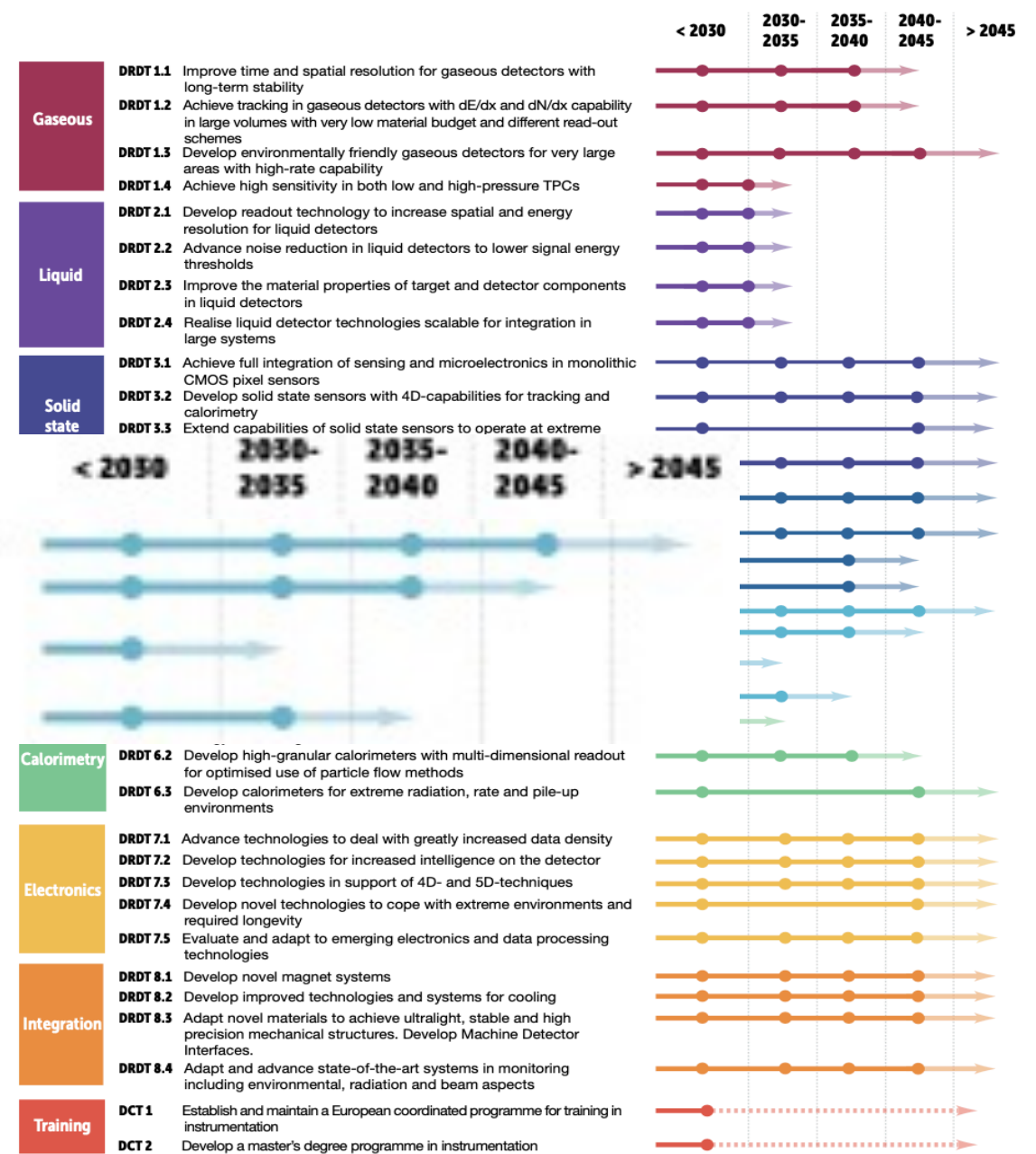
Many themes so much too small to read!

Roadmap Document Structure

Within each Task Force (one for each technology area + training) the aim is to propose a time ordered detector R&D programme by Detector Research and Development Themes (DRDT) in terms of **capabilities not currently achievable**.



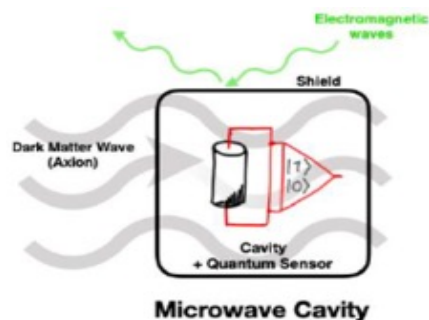
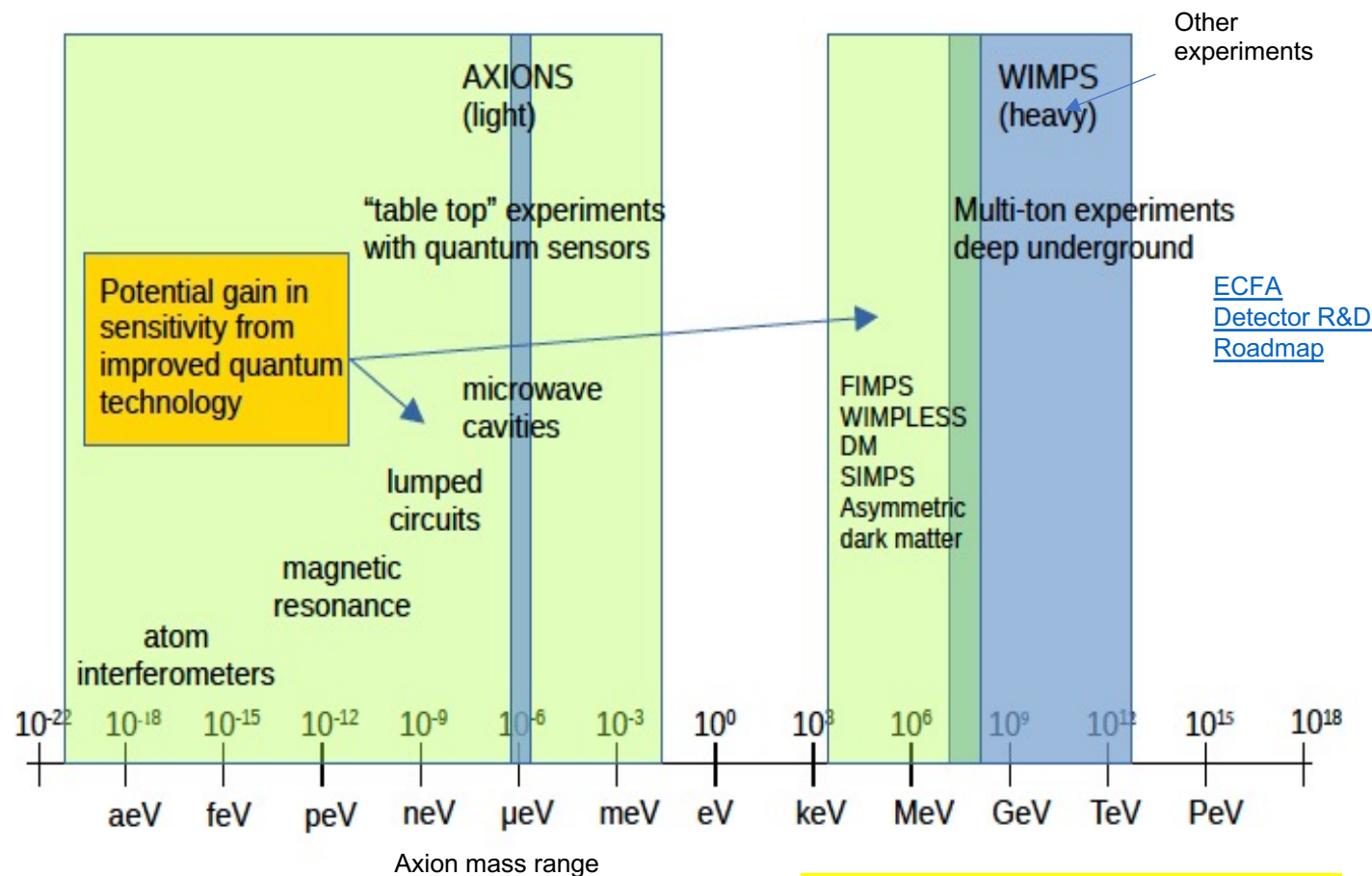
DETECTOR RESEARCH AND DEVELOPMENT THEMES (DRDTs) & DETECTOR COMMUNITY THEMES (DCTs)



Quantum and emerging technologies

- **Quantum Technologies are a rapidly emerging area** of technology development to study fundamental physics
- The ability to engineer quantum systems to improve on the measurement sensitivity holds great promise
- **Many different sensor and technologies being investigated:** clocks and clock networks, spin-based, superconducting, optomechanical sensors, atoms/molecules/ions, atom interferometry, ...
- Several initiatives started at CERN, DESY, FNAL, US, UK, ...

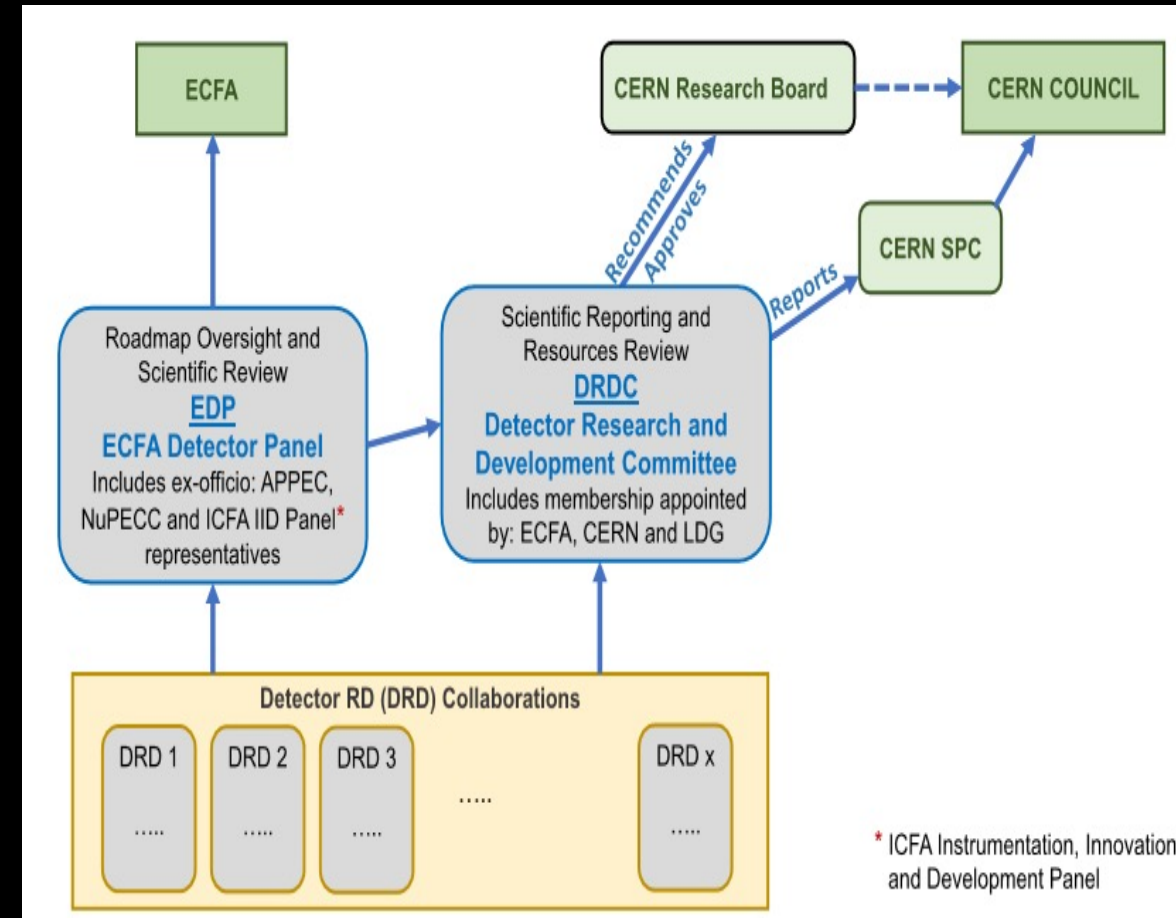
Example: potential mass ranges that quantum sensing approaches open up for Axion searches



Blue: now
Light green: with quantum

Roadmap Implementation Plan

- Next step: ECFA was mandated by Council in December 2021 to work out an implementation plan (*in close collaboration with the SPC, funding agencies & relevant research organisations in Europe and beyond*)
- Work ongoing
 - First implementation plan proposed
 - Discussions with CERN Council and Funding Agencies have started



Proposed structure:

- Establish new Detector R&D (DRD) Collaborations at CERN (one for each detector technology)
- Oversight and reviews by ECFA and CERN Committees

In line with the RECFA R&D roadmap, it makes sense to consider a quantum-sensing R&D program that brings together the following strands:

Clocks and clock networks 5.3.1

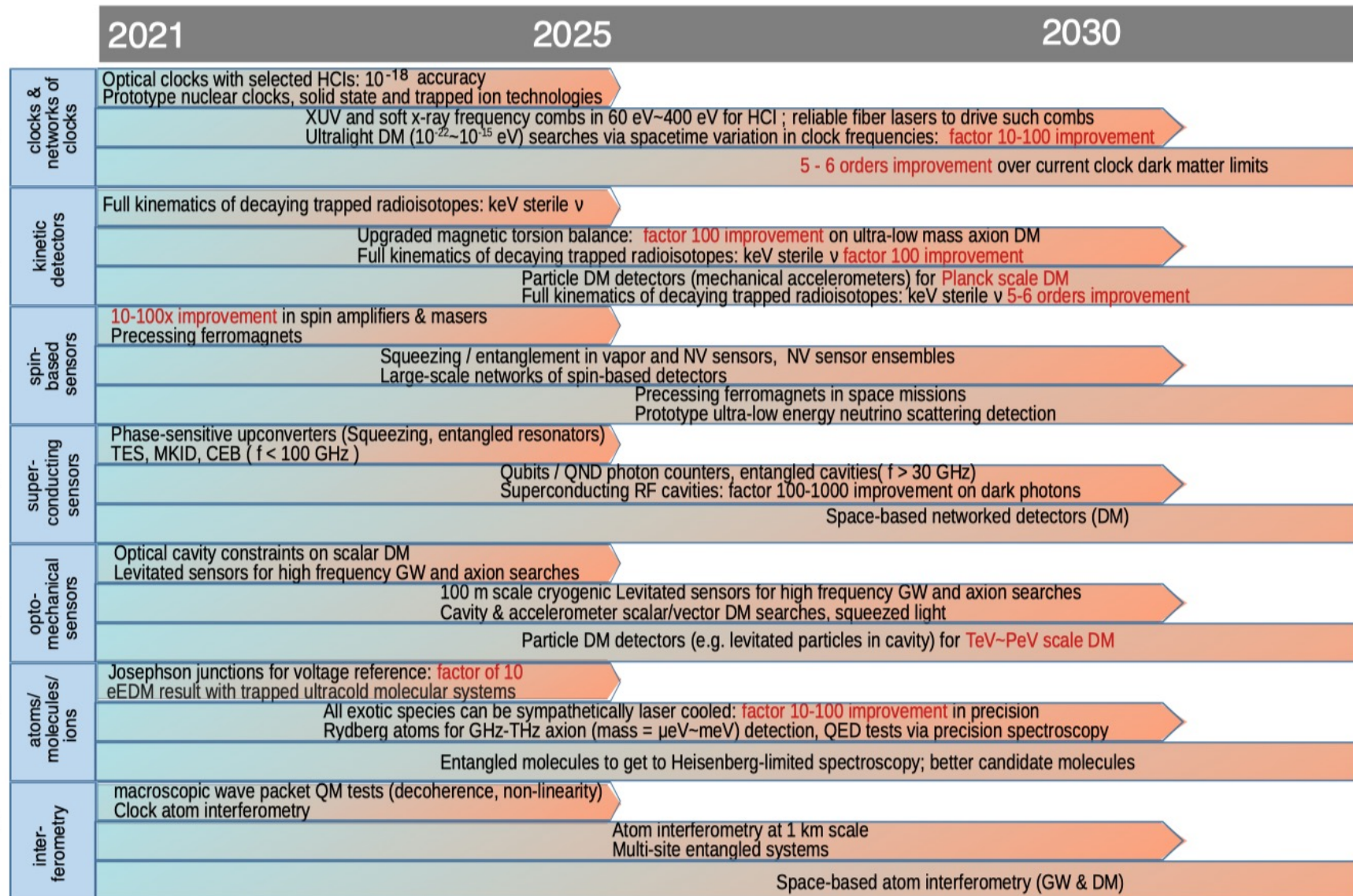
Kinetic detectors 5.3.2

Spin-based sensors 5.3.3
Superconducting sensors 5.3.3

Optomechanical sensors 5.3.4

Atoms/molecules/ions 5.3.5
Atom interferometry 5.3.5

Metamaterials, 0/1/2D-materials
Quantum materials 5.3.6



also for HEP!

Acknowledgements

Many thanks to my ECFA Detector R&D Panel co-coordinator colleagues:

Phil Allport, Jorgen d'Hondt, Karl Jakobs, Silvia dal la Torre, Manfred Krammer, Susanne Kuehn, Felix Sefkow

And to the following two groups for valuable discussions whilst preparing this talk:

Laura Baudis, Daniela Bortoletto, Michael Campbell, Paula Collins, Garret Cotter, Sijbrand de Jong, Marcel Demarteau, Michael Doser, Francis Halzen, Roxanne Guenette, Jim Hinton, Stefan Hild, Andreas Huangs, Marek Lewitowicz, Jocelyn Monroe, Gerda Neyens, Samaya Nissanke and many more.

Mina Arvanitaki, Themis Bowcock, Chip Brock, Oliver Buchmueller, Nathaniel Craig, Marcel Demarteau, Savas Dimopoulos, Michael Doser, Gerry Gabrielse, Andrew Geraci, Peter Graham, Joanne Hewett, Rafael Lang, David Hume, Jason Hogan, John March-Russell, Hitoshi Murayama, Marianna Safronova, Alex Sushkov, Chris Tully, Stafford Withington & the UK Quantum Technologies for Fundamental Physics Program