



CANADA'S DIGITAL TECHNOLOGY
SUPERCLUSTER

Dean Prelazzi

dprelazzi@digitalsupercluster.ca
digitalsupercluster.ca



What is a
Supercluster?

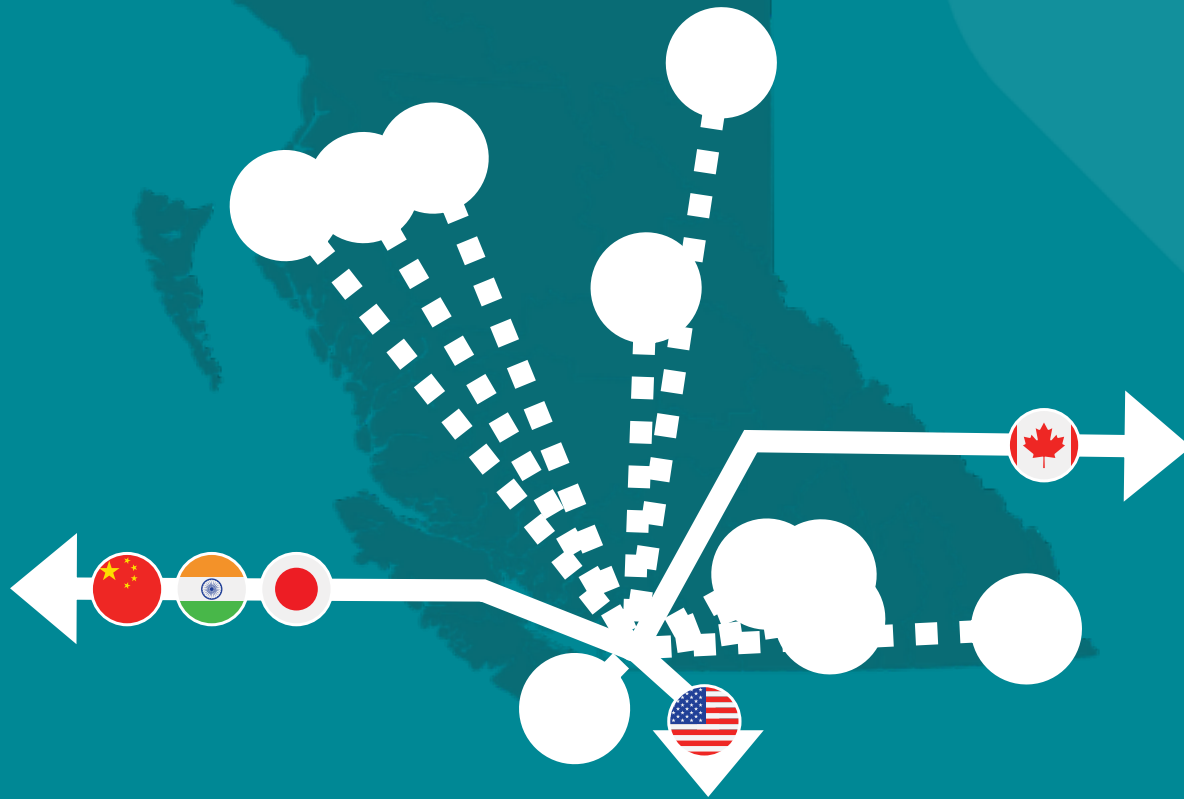


A world map with a teal background. The map is dark teal, and the oceans are a lighter teal. Numerous small white dots are scattered across the map, primarily concentrated in North America, Europe, and East Asia, representing global technology superclusters. The text "Global Technology Superclusters" is overlaid in white, sans-serif font in the lower-middle part of the map.

Global Technology Superclusters



CANADA'S DIGITAL TECHNOLOGY
SUPERCLUSTER





Federal Program Goal

Build a world-leading Canadian innovation economy
that creates well-paying jobs of the future
and global market leaders.

Canadian Superclusters



Program Objectives



Technology Leadership

Ambitious R&D projects
that transform Industries



Ecosystem Development

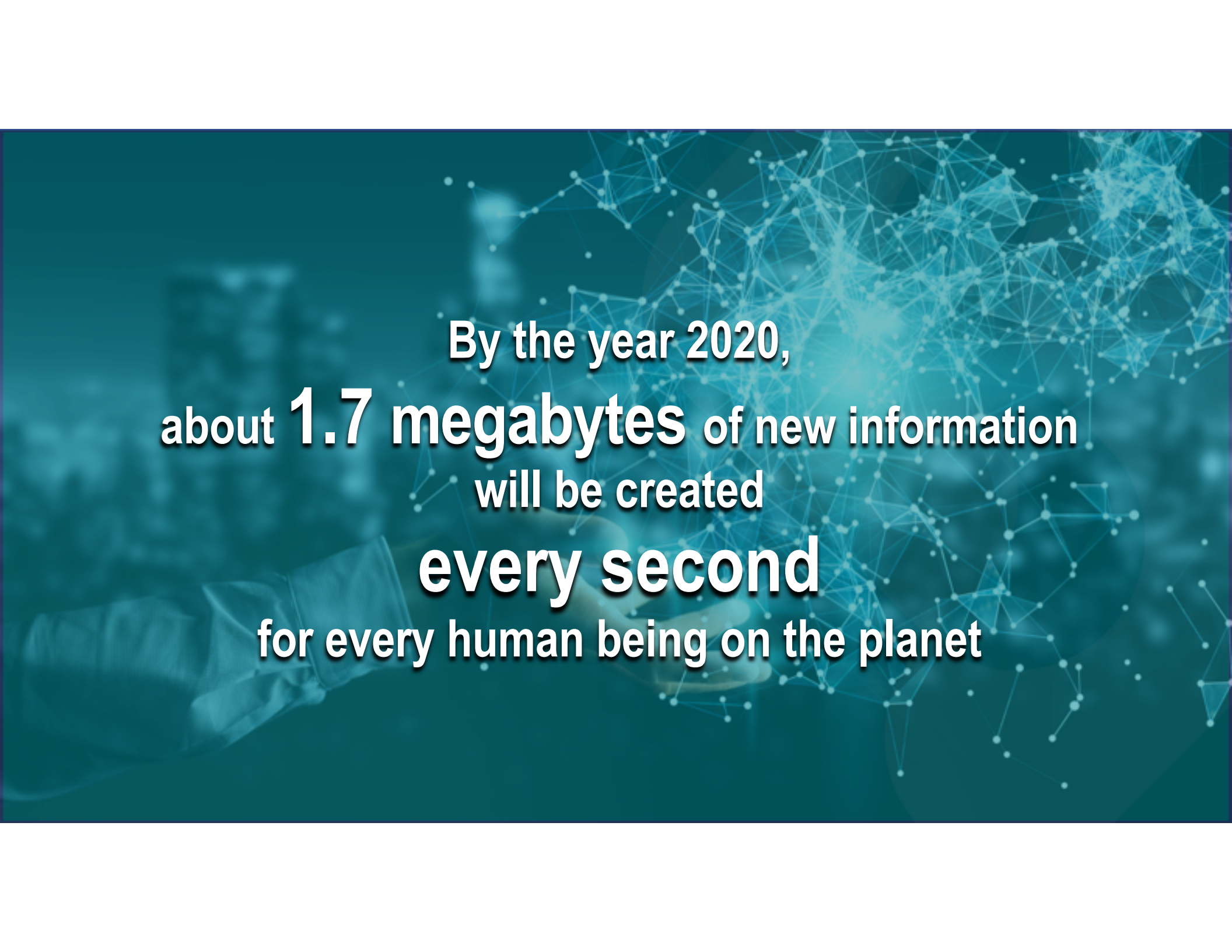
Innovation ecosystem, labour
force, diversity, global markets



Why Digital?



More data has been created in the past two years than in the entire previous history of the human race



By the year 2020,
about **1.7 megabytes** of new information
will be created
every second
for every human being on the planet



That's 6GB per hour

Equivalent of ~12,000 photos

every hour

for every person on the planet



Within five years, there will be over 50 billion smart connected devices in the world – all developed to collect, analyze and share data

The background features a central bright blue light flare that radiates outwards, creating a sense of depth and focus. Scattered across the dark blue field are numerous numerical values in a light blue, sans-serif font. These numbers vary in size and opacity, some appearing sharp and prominent while others are faded and partially obscured. The overall aesthetic is clean, modern, and data-oriented, suggesting a vast, complex dataset.

Less than 0.5% of all data is ever analyzed



Virtual Reality

Quantum Computing

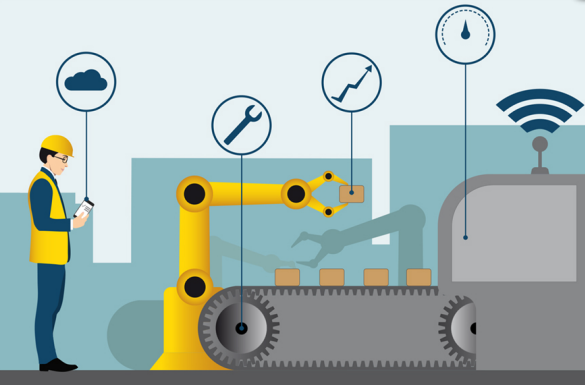


Cloud Computing

Machine Learning

Why Digital Technology?

Internet of Things



Artificial Intelligence

Augmented Reality

Blockchain



A stylized illustration of a construction site with a worker, a satellite, and various pieces of machinery connected by a network of blue lines. The worker on the left is wearing a yellow hard hat and a blue safety vest, holding a tablet. The background features a forest, a hill with a power line tower, and a satellite in orbit. A network of blue lines connects the worker, the satellite, and various pieces of machinery including a truck, a crane, and a house. The word "OPPORTUNITY!" is written in large white letters across the center.

OPPORTUNITY!

PLATINUM MEMBERS

AVCORP

 Microsoft

 TELUS

SHOPPERS
DRUG MART 

 urthecast

FOUNDING MEMBERS

AEROINFO

AMPD

AugureX

CANFOR

CHANGE
HEALTHCARE

D:WAVE
The Quantum Computing Company

 GE Digital

illumina

Providence
HEALTH CARE

Terramera

Teck


TimberWest

POST-SECONDARY

BCIT

EMILY CARR
UNIVERSITY
OF ART+ DESIGN

SFU
SIMON FRASER
UNIVERSITY
ENGAGING THE WORLD

 THE UNIVERSITY
OF BRITISH COLUMBIA

UNBC UNIVERSITY OF
NORTHERN BRITISH COLUMBIA

 University
of Victoria



Vision

Position Canada as a global leader in digital technology by unlocking the potential of data in the era of the intelligent enterprise.



The Data Stack



Natural
Resources



Precision
Health



Industrial

Data Visualization Supercluster Platforms

AR-MR-VR | Mapping | Simulation and Modelling

Data Analysis Supercluster Platforms

Cloud | Supercomputing | Quantum Computing | Machine Learning

Data Collection Supercluster Platforms

IoT | Connectivity | Data Repositories

The Data Stack



Natural
Resources



Precision
Health



Industrial

Data Visualization Supercluster Platforms

AR-MR-VR | Mapping | Simulation and Modelling

Data Analysis Supercluster Platforms

Cloud | Supercomputing | Quantum Computing | Machine Learning

Data Collection Supercluster Platforms

IoT | Connectivity | Data Repositories

Phase 1 Pilots

Precision Health

Digital Twins

Data Commons

What does success look like?



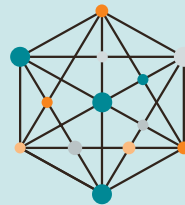
**ECONOMIC
IMPACT**



INNOVATION



**TALENT
DEVELOPMENT**



PARTNERSHIPS



Forestry





Rio Tinto

Rio Tinto






Health





Health

A photograph of a patient lying in a hospital bed, partially covered by a blue blanket. The patient is wearing a white headband and a green oxygen mask. The room is dimly lit, with a circular light fixture visible above the bed. In the background, there are glowing icons of a gear, a watch, and a heart, suggesting a focus on medical technology and patient care.

Improving health outcomes


Supercluster Projects




Industrial



EARTH
DATA STORE



DIGITAL LEARNING
FACTORY



VIRTUAL RESOURCE
MANAGEMENT



VIRTUAL INSPECTION &
MAINTENANCE

Supercluster Projects



Health

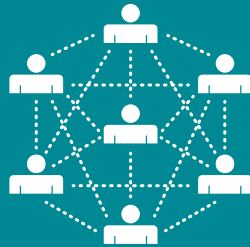
**SECURE HEALTH
& GENOMICS DATA PLATFORM**

**PHARMACOGENETICS
PLATFORM**


How do Supercluster Programs Work?



Members determine
Supercluster
programs and
projects



Supercluster
facilitates
collaboration among
Member
organizations




Projects are
selected based on a
project evaluation
process and
approved by the
Board




○ Projects are
supported by
matching
government funding

Impact on
BC
Industries




New Partnerships
& New Research Collaborations

Impact on
BC
Industries



R&D Investment Leverage

Impact on
BC
Industries



Digital Transformation

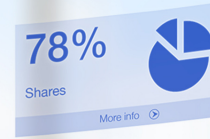
Impact on
BC
Industries



Increased Productivity







CTMX		0.45	▲	+0.45%
FTR		-0.23	▼	-2.34%
CSCO		-1.01	▼	-1.89%
CHK		0.02	▲	
AAPL		+2	▲	
PRTO				
AMZN				
TSLA				
AVGO				
SIRI		0.65		







CANADA'S DIGITAL TECHNOLOGY
SUPERCLUSTER

How can I get Involved?

Read our Business Plan

Join as an Associate

Attend workshops and info sessions

Subscribe to our monthly newsletter

www.digitalsupercluster.ca

#DigitalSupercluster



CANADA'S DIGITAL TECHNOLOGY
SUPERCLUSTER

Thank you.

www.digitalsupercluster.ca

#DigitalSupercluster