

Probing for BSM Physics with Precision Measurements of the Neutron Lifetime and the Neutron Electric Dipole Moment

Chen-Yu Liu

Indiana University

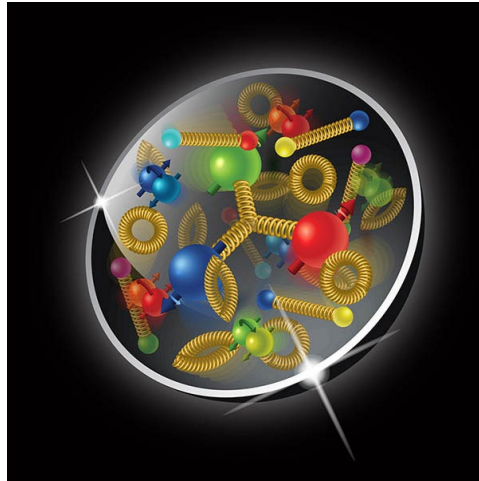
11/5/2020

Developing New Directions in Fundamental Physics (DND) 2020 Workshop

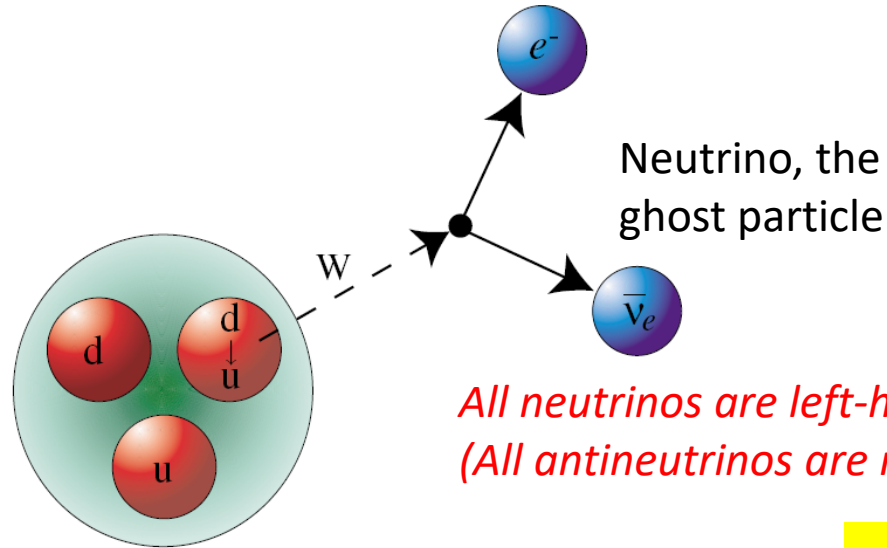
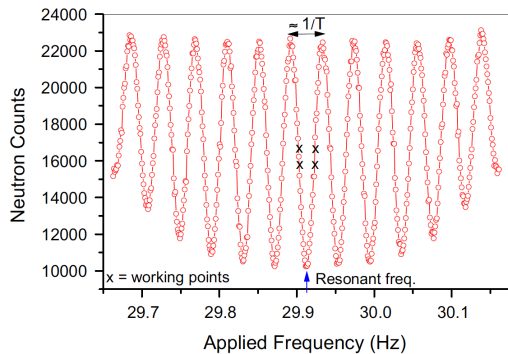
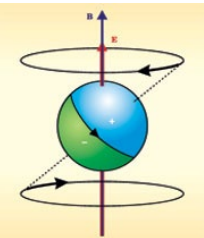


Neutrons are a unique laboratory to study the four fundamental forces of nature.

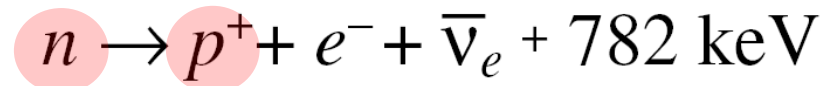
Strong force



Electromagnetic force

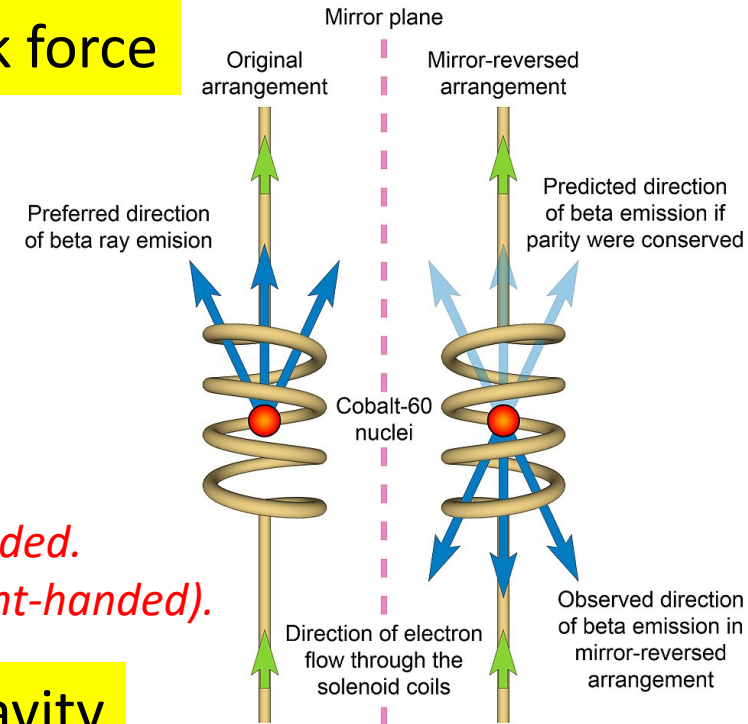


*All neutrinos are left-handed.
(All antineutrinos are right-handed).*

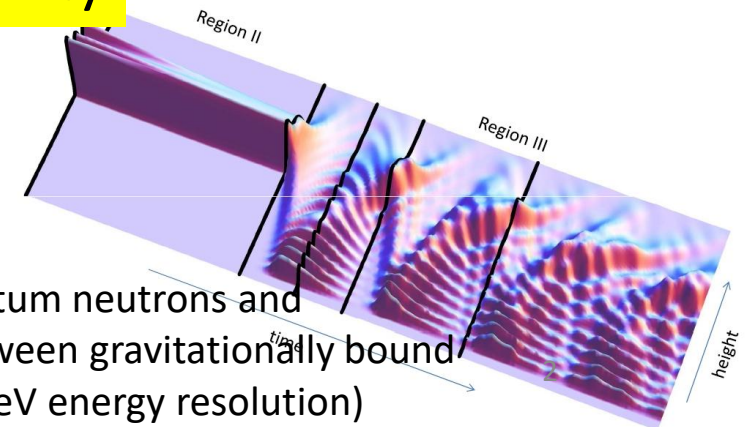


Neutron beta decay is the archetype of nuclear transmutation.

Weak force



Gravity



Bouncing quantum neutrons and transitions between gravitationally bound neutrons (w/ peV energy resolution)

Big Questions:

1. Why does the universe have matter?
2. How were the elements made in the Big Bang?
3. What is the nature of the physics beyond the standard model?

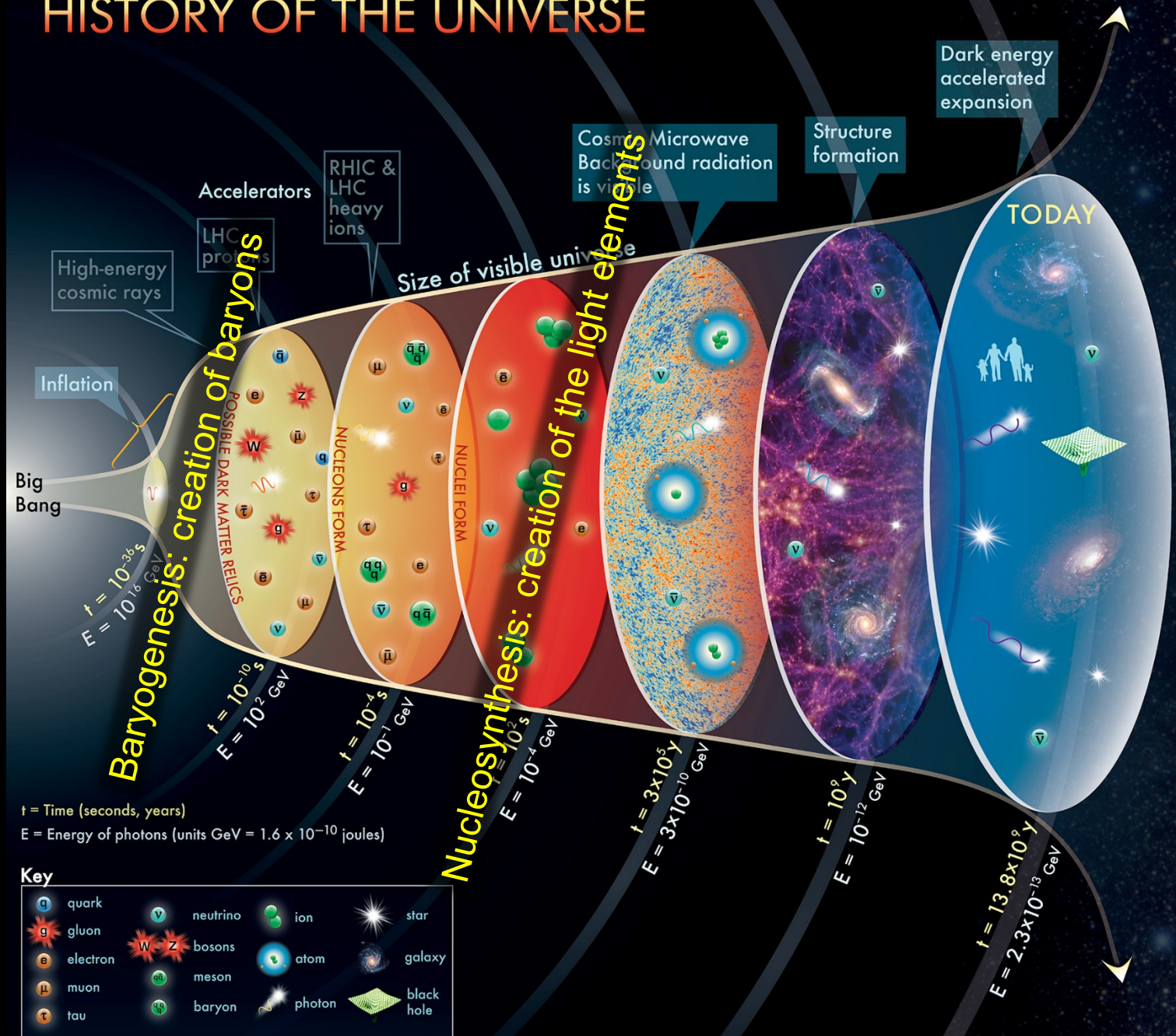
Neutron experiments can help to answer these questions.

For example:

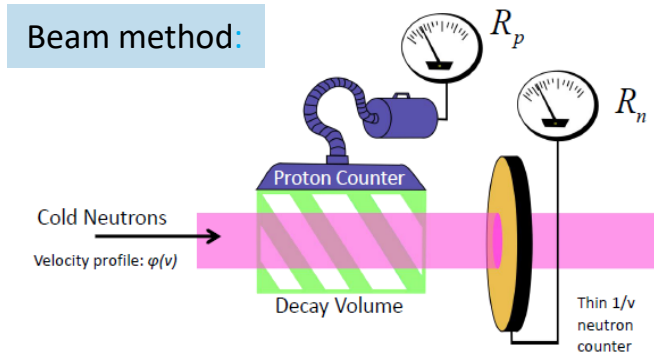
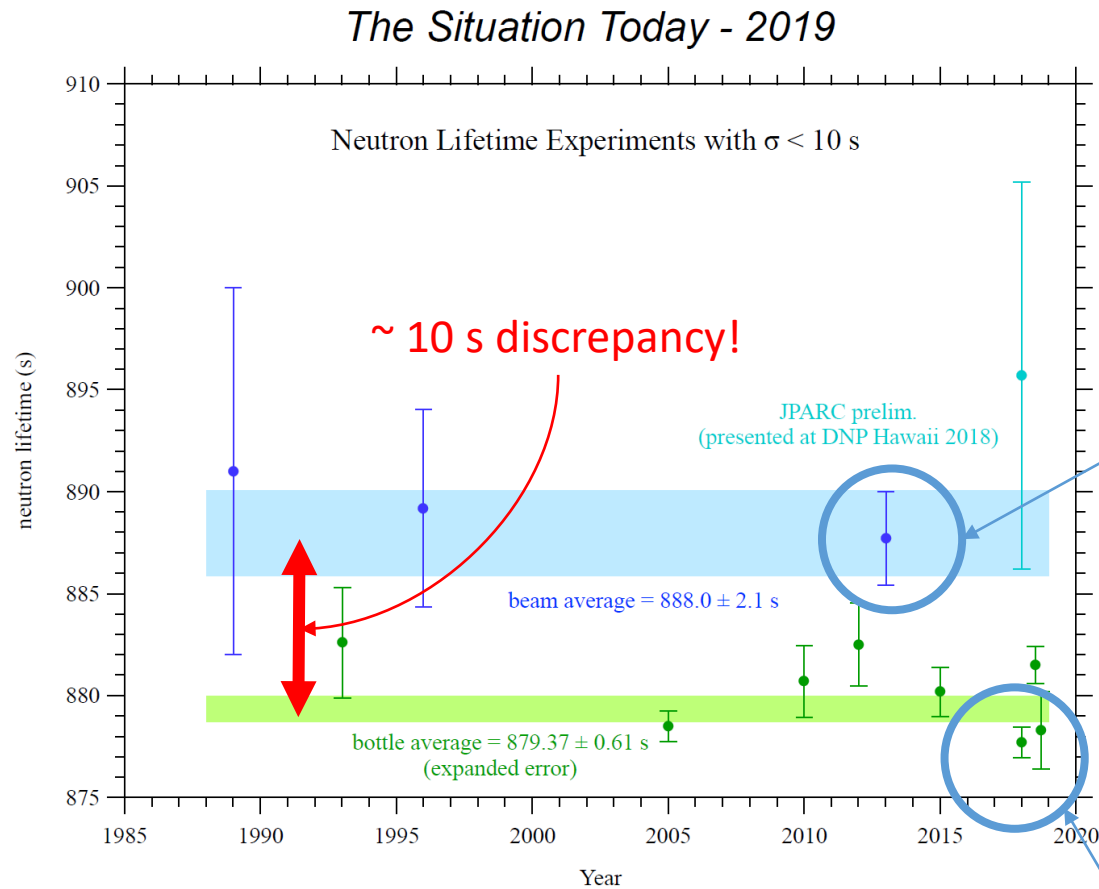
EDM → baryogenesis

N lifetime → BBN

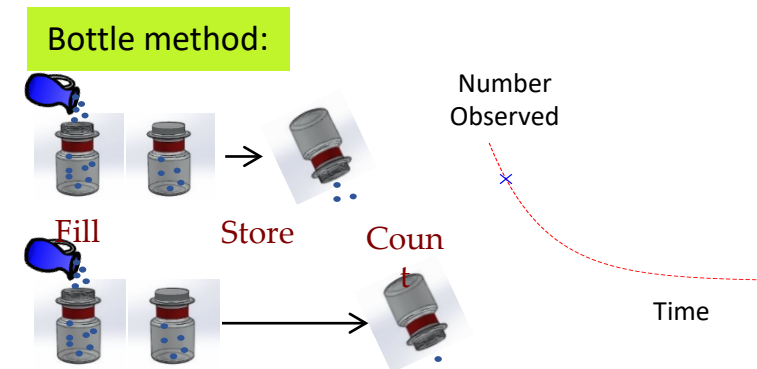
HISTORY OF THE UNIVERSE



Currently, the neutron lifetime values **between two leading methods to measure the neutron lifetime** disagree by ~ 10 s.



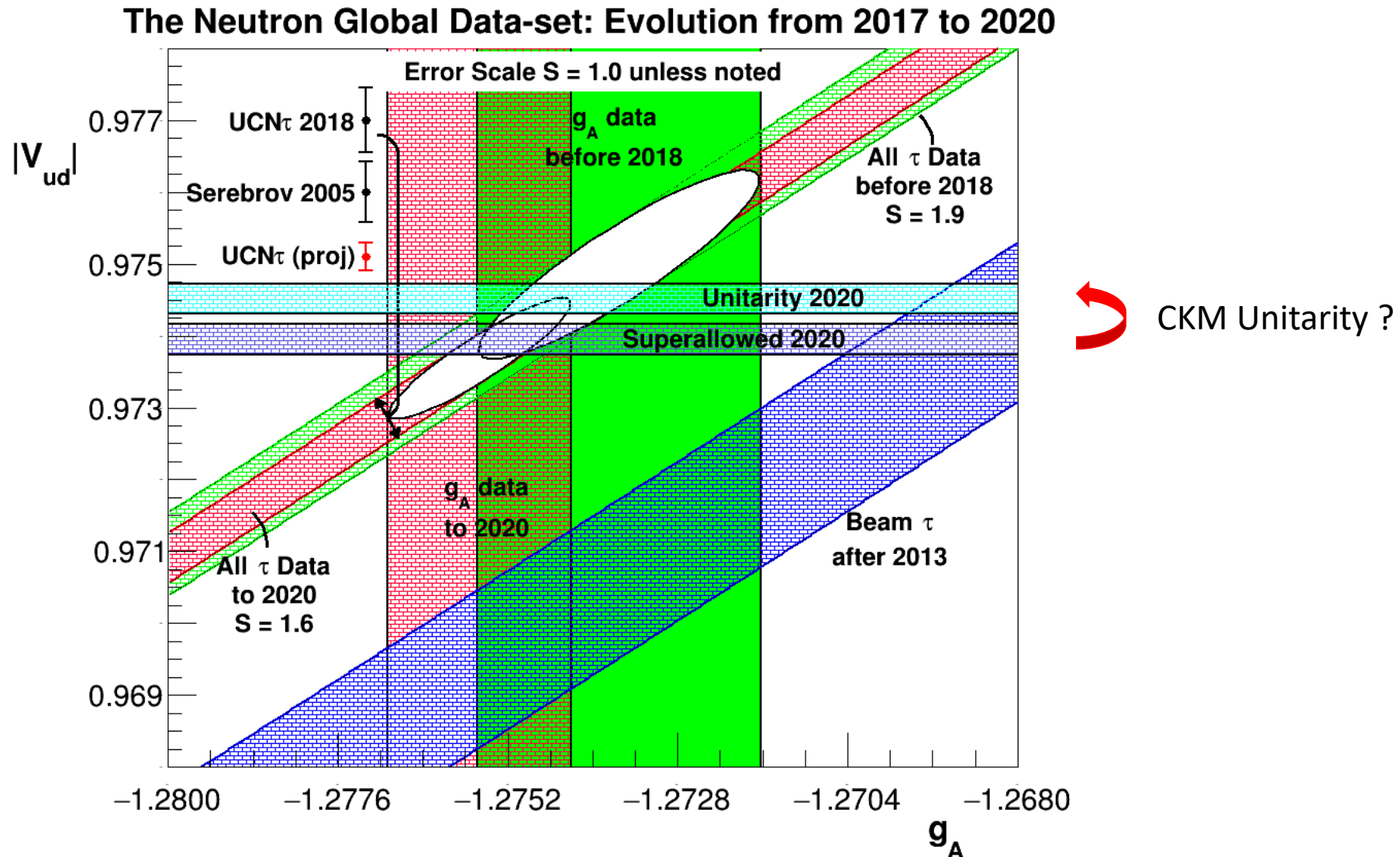
Most precise Beam: $\tau_n = 887.1 \pm 2.2$ s
Yue et al., Phys. Rev. Lett. 111, 222501 (2013)



Most precise Bottle: $\tau_n = 877.7 \pm 0.75$ s

Pattie, et al., Science, 360, 627 (2018)

Goal: reach $2e-4$ to match the level of theoretical uncertainties

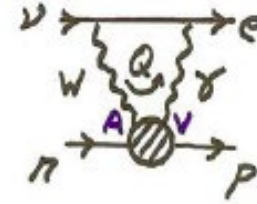


Plot credit: Leendert Hayen ← Albert Young

Precision of $2e-4$ needed for CKM Unitarity test

f : Phase space factor=1.6886
(Fermi function, nuclear mass, size,
recoil)

$$1/\tau_n = f G_F^2 |V_{ud}|^2 m_e^5 (1+3g_A^2) (1+RC) / 2\pi^3$$



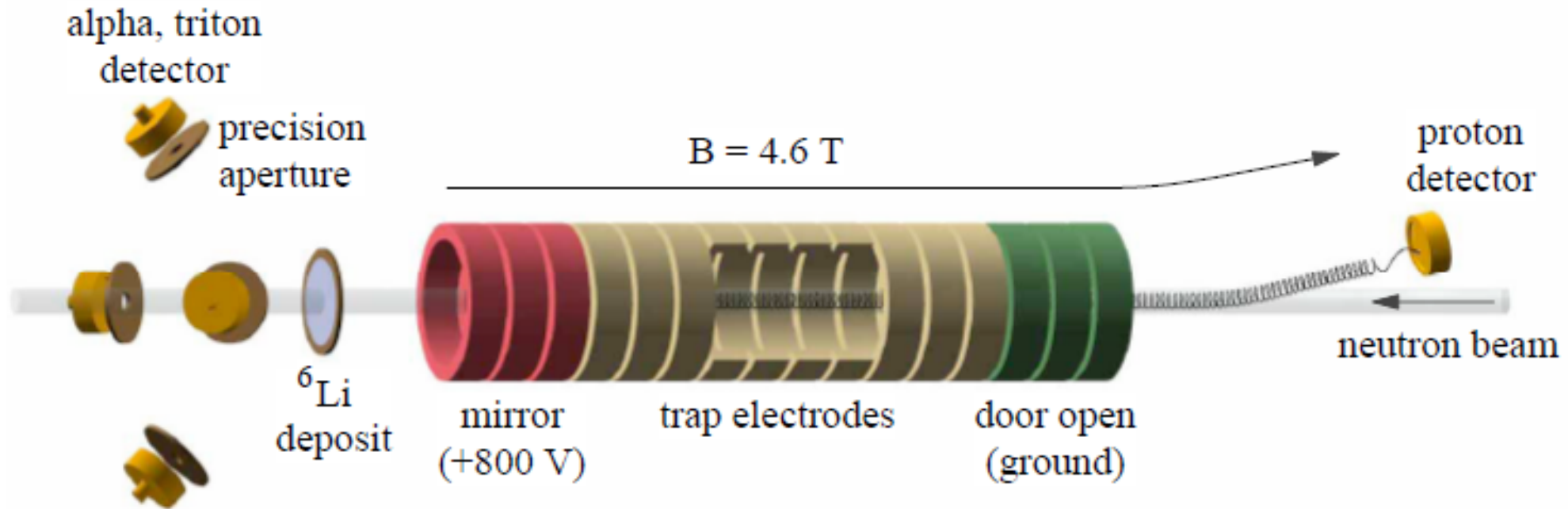
$$RC = \frac{\alpha}{4\pi} \int_0^\infty dQ \frac{m_W^2}{Q^2 + m_W^2} F(Q^2)$$

From μ -decay: 0.6 ppm (MuLan 2011)

$$\longrightarrow |V_{ud}|^2 = \frac{4908.7 \pm 1.9s}{\tau_n (g_V + 3g_A^2)}$$

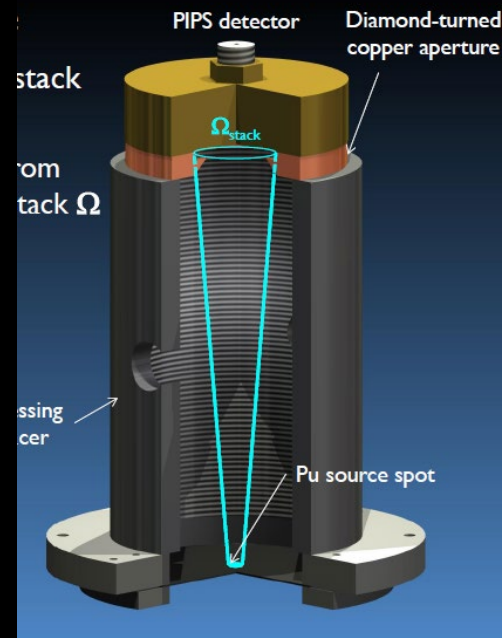
To match the theoretical uncertainty: 2×10^{-4} , it requires experimental uncertainties of: $\Delta A/A = 4\Delta\lambda/\lambda < 2 \times 10^{-3}$ and $\Delta\tau/\tau = 2 \times 10^{-4}$.

The best beam lifetime experiment is at NIST

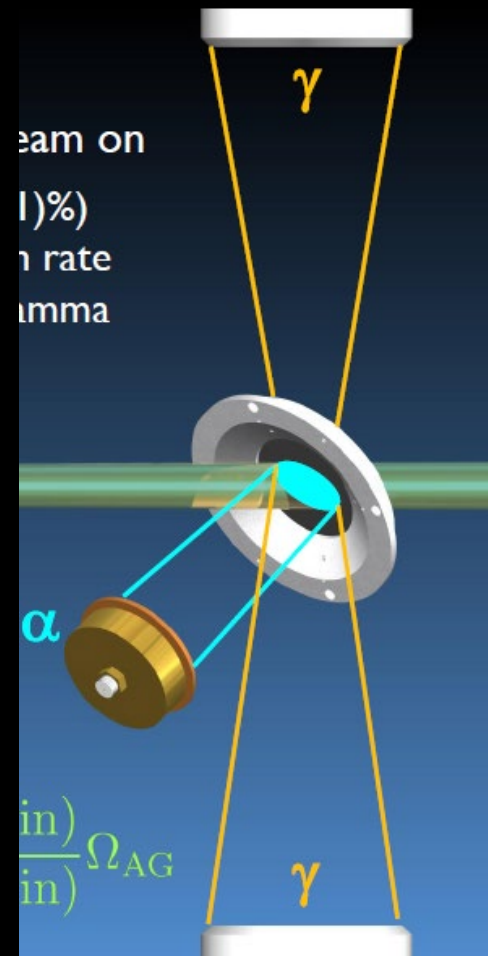


- A cold neutron beam, collimated to 2 mm (BL2) \rightarrow 30mm (BL3).
- A quasi-penning trap electrostatically traps beta-decay protons. When the door electrodes are set to ground, the protons are guided by a B field to an external detector (surface barrier Si detector).
- A neutron monitor measures the incident neutron flux by counting $n+{}^6\text{Li} \rightarrow \alpha+t$.

1. Measure the absolute flux of an α source (Pu)



3. Use the (α, γ) reaction on a thin B foil to transfer the calibration to the Gamma detector



The Alpha-Gamma device

R_n determined by absolute γ counting from $^{10}\text{B}(n,\gamma)^7\text{Li}$ reaction

4. A thick B foil in to measure the neutron flux using the Gamma detector

Neutron monitor

The neutron fluence monitor to be calibrated.

Monochromatic neutron beam

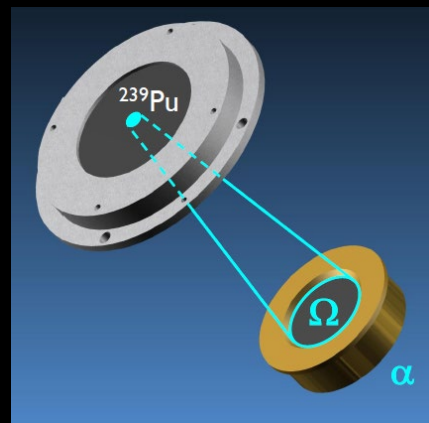
Alpha-Gamma device

HPGe detector

Totally absorbing ^{10}B target foil

PIPS detector with aperture

HPGe detector



2. Use the source to determine the solid angle of the Alpha detector

Alpha-Gamma version 1 (AG-1) uses this 4-step calibration transfer process to calibrate the BL2 neutron fluence monitor.

1. $n + {}^{10}\text{B} \rightarrow {}^7\text{Li}^* + \alpha(1.472\text{MeV}) + \gamma(478\text{keV})$, BR=93.7%

1. Alpha source (${}^{239}\text{Pu}$, 5.2MeV): 5 $\mu\text{g}/\text{cm}^2$. 3mm diameter PuO_2 , evaporated on a single-crystal silicon wafer.
2. thick B foil target: elemental ${}^{10}\text{B}$ deposit on single-crystal silicon substrate, 25 $\mu\text{g}/\text{cm}^2$
3. thin B foil target (98%-enriched ${}^{10}\text{B}_4\text{C}$)
4. Detector set: 1x alpha detector + 2x gamma detectors

2. Monochromatic beam line:

Mean neutron wavelength (using Bragg diffraction from a perfect silicon crystal) determined to a precision of 0.024% \rightarrow 0.01%

\rightarrow Uncertainty of the neutron detection efficiency (on the ${}^6\text{Li}$ deposit): 0.058%

886.3 \pm 1.2 [stat] \pm 3.4 [sys] seconds Nico et al 2005

\leftarrow limited by the knowledge of the neutron absorption cross-section on ${}^6\text{Li}$.

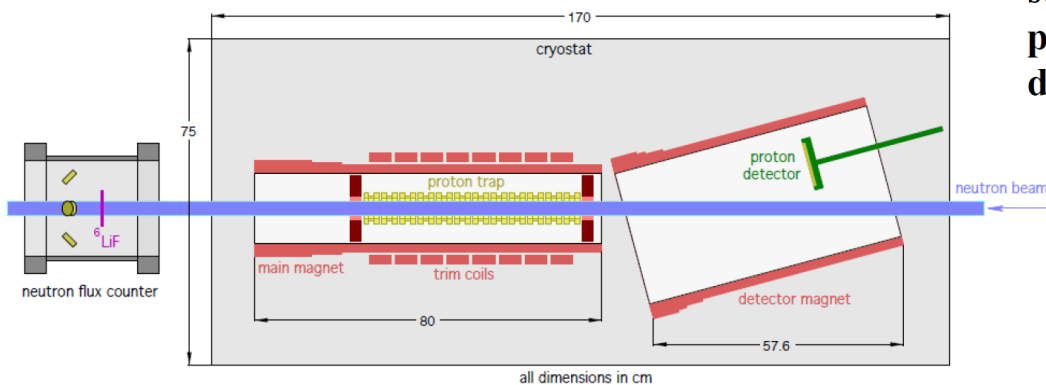
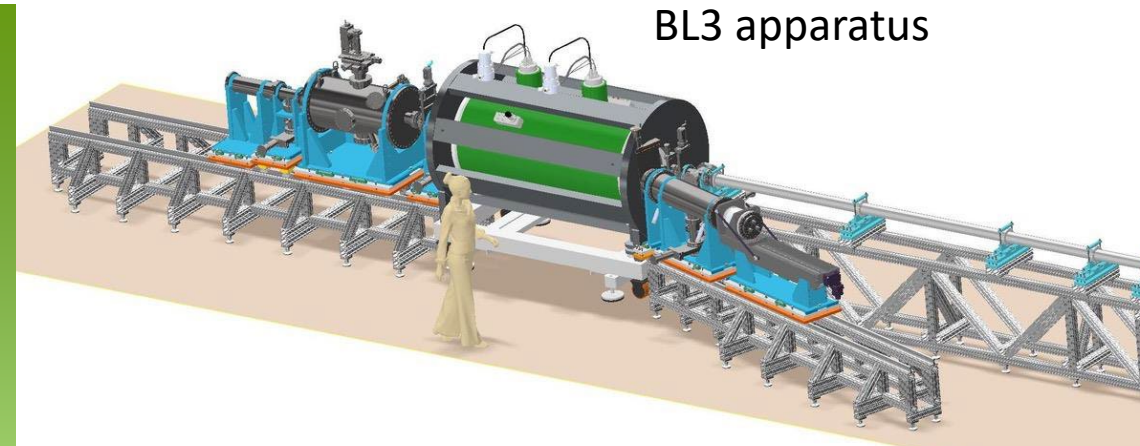
887.7 \pm 1.2 [stat] \pm 1.9 [sys] seconds Yue et al 2013

\leftarrow the neutron monitor is calibrated using the AG device.

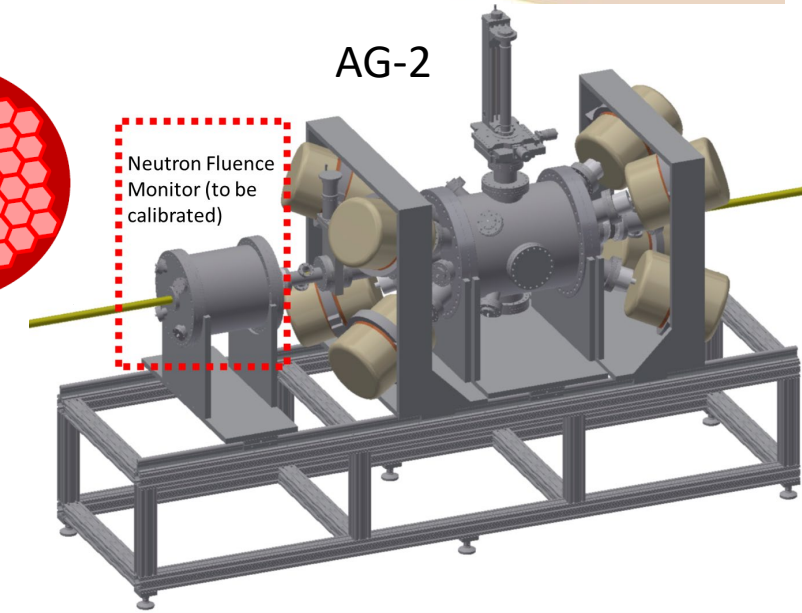
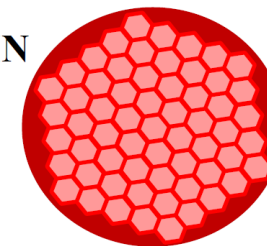
The new BL3 experiment aims for 0.3 s lifetime precision

Bigger!

- Increased neutron beam diameter
 $7\text{ mm} \rightarrow 35\text{ mm}$
- Uniformity requirements:
 $\Delta B/B < 10^{-3}$ (in proton trap)
- 50x increase in trapping volume



Nab/UNCB/KATRIN
style
pixelated proton
detector

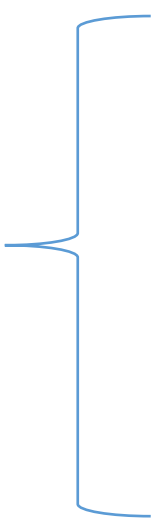


Ongoing neutron lifetime experiments

INT Workshop INT-19-75W (11/2019), Fundamental Symmetries Research with Beta Decay

Experiment	Type	Status	Sensitivity (s)		Best measured lifetime (s)	Extrapolation (s)	Project ed (s)
			Stat.	Sys.			
BL2	Beam	DAQ	1.2	1.9		5.3 (Li thick)	1
BL3		R&D	-	-			0.3
J-PARC	beam (TPC); LiNA	DAQ	10	14			1
Probe	UCN	R&D	-	-			2
Gravitrap 2	Material bottle	DAQ	0.7	0.6	865	16 (wall loss)	
HOPE	Magnetic bottle (PM)	Ready for DAQ	39	-	835	45 (wall loss)	0.7
Ezhov	Magnetic bottle (PM)	Upgrade	1.6	1.0	874.6	3.7 (spin flip)	0.2
UCNtau	Magnetic bottle (PM)	DAQ	0.7	0.3	877.4	0.16 (residual gas upscattering)	0.3
tauSpect	Magnetic bottle (SC)	DAQ	-	-	-	-	
PENeLOPE	Magnetic bottle (SC)	Construction	-	-	-	-	0.1

Magnetic bottle

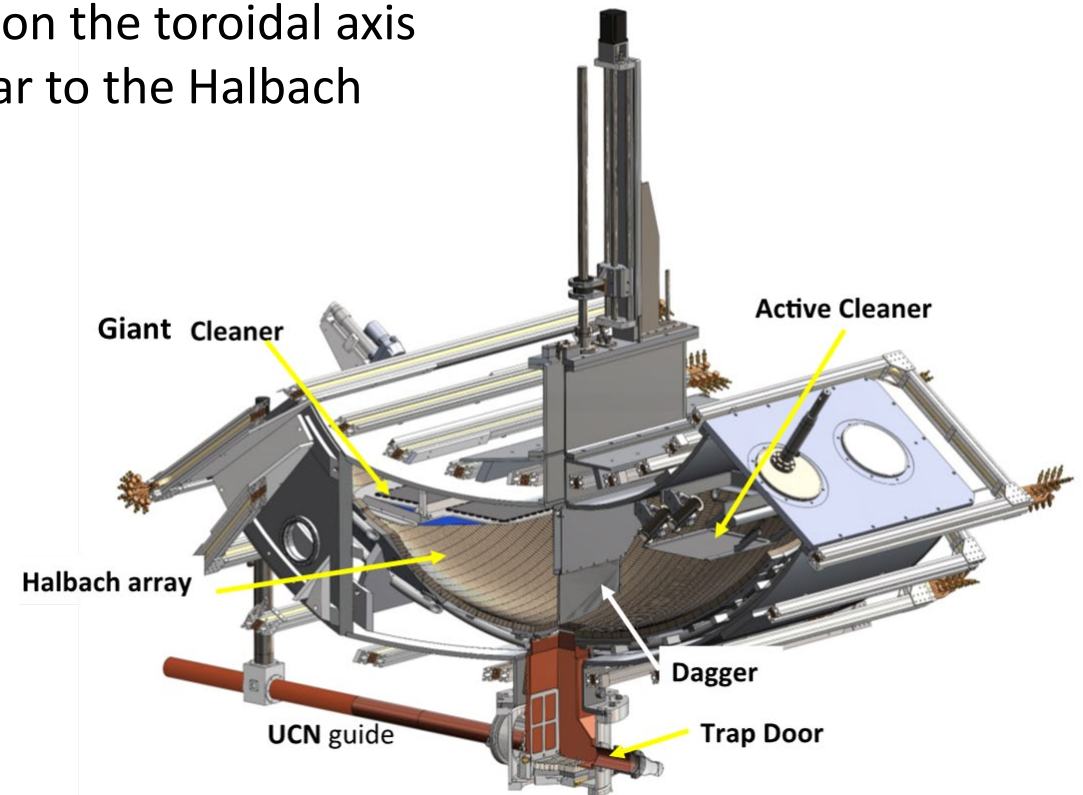
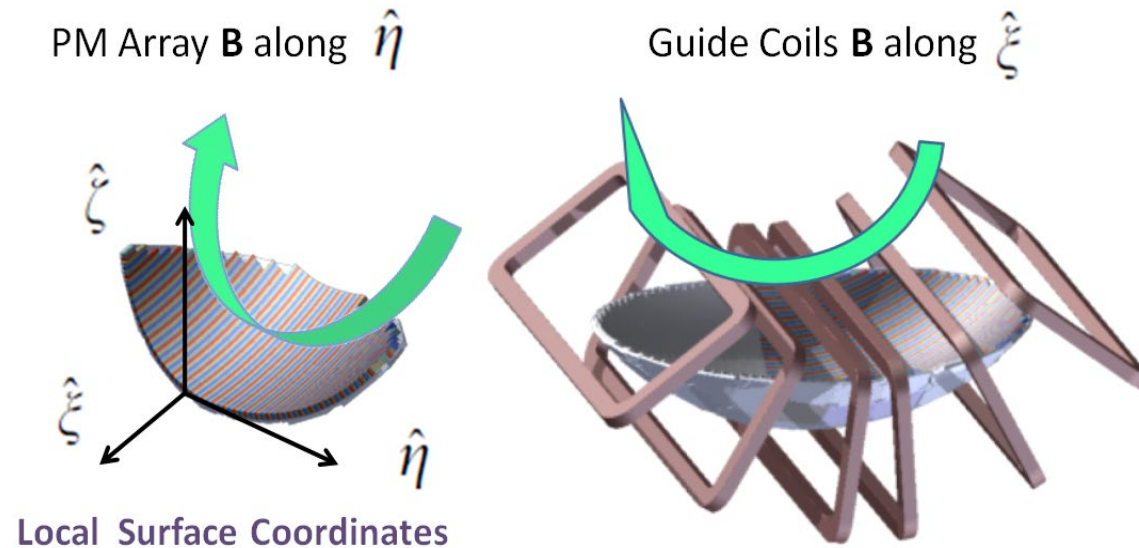




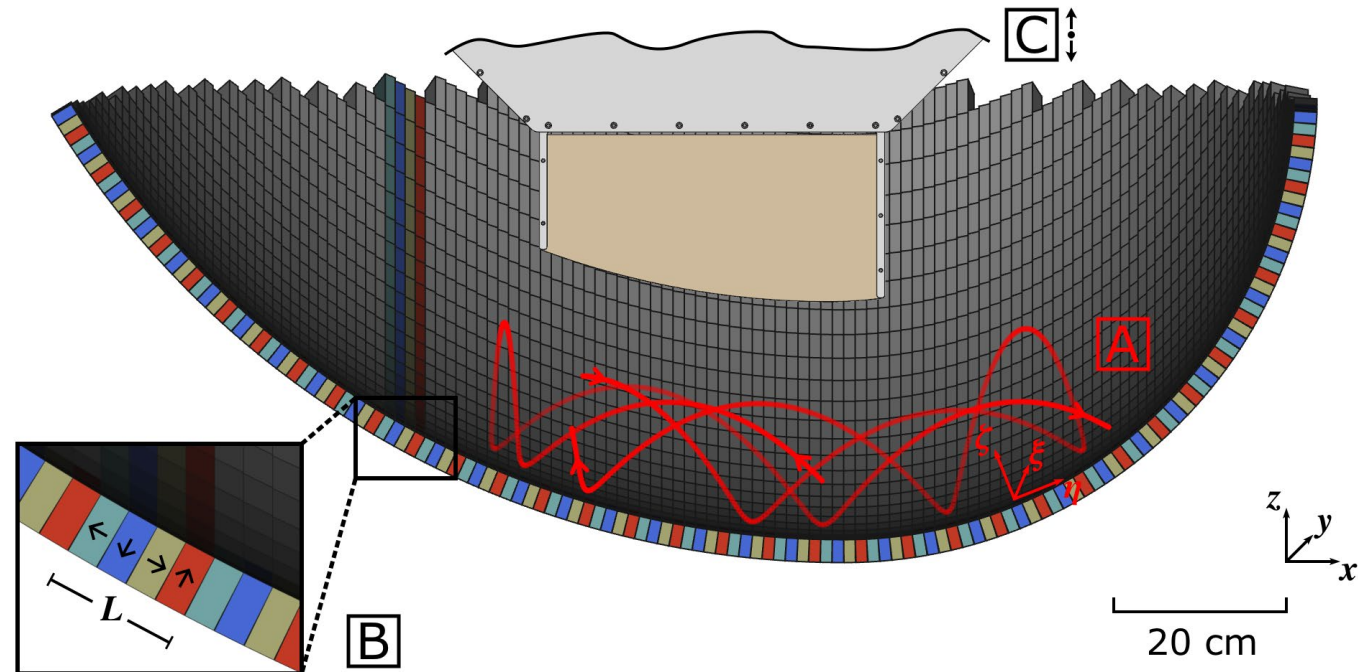
The UCNτ experiment uses a Magneto-Gravitational trap to mitigate the leading systematic effect of neutron loss on material surfaces.

- **Magnetic trapping:** Halbach array of permanent magnets along trap floor repels spin polarized neutrons.
- **Minimize UCN spin-depolarization loss:** EM Coils arranged on the toroidal axis generates holding **B** field throughout the trap (perpendicular to the Halbach array field).

Walstrom et al, NIMA, 599, 82 (2009)
Pattie, et al., Science, 360, 627 (2018)

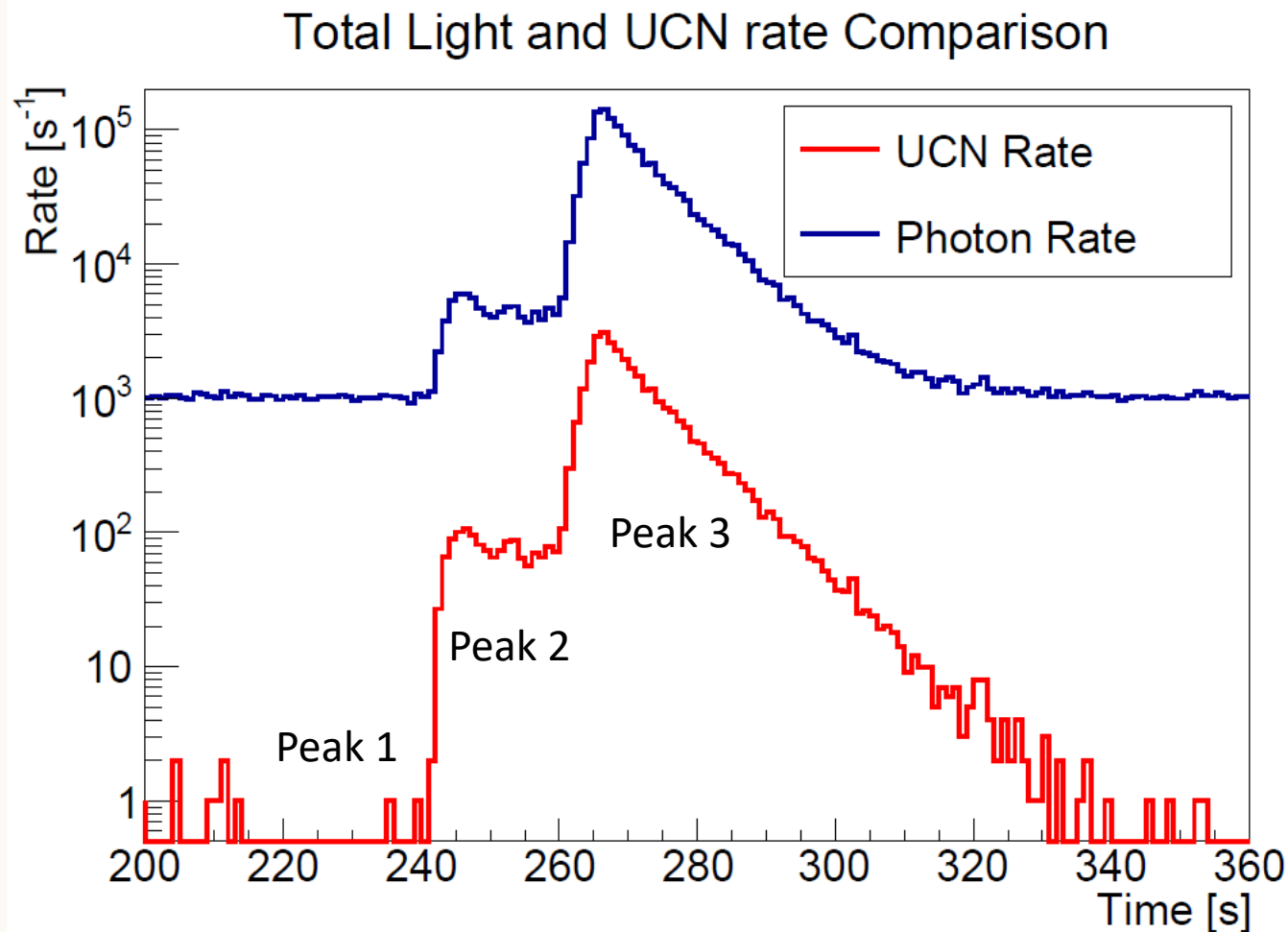


UCN are trapped by fields.
UCN are detected using an *in-situ* detector.



Singles vs Coincidence

- Singles - High Background (100-400 s correction)
- Coincidence - Pileup/Deadtime (as high as 3 s)



The UCN τ experiment uses a Magneto-Gravitational trap to mitigate the leading systematic effect of neutron loss on material surfaces.



PRELIMINARY uncertainties

Magnitude of rate-dependent effects significantly increased

- Previously published value calculated using raw p.e. counts, dead time per UCN $\sim 0.2 \mu\text{s}$
- New value calculated using reconstructed UCN events, dead time per UCN $\sim 2 \mu\text{s}$

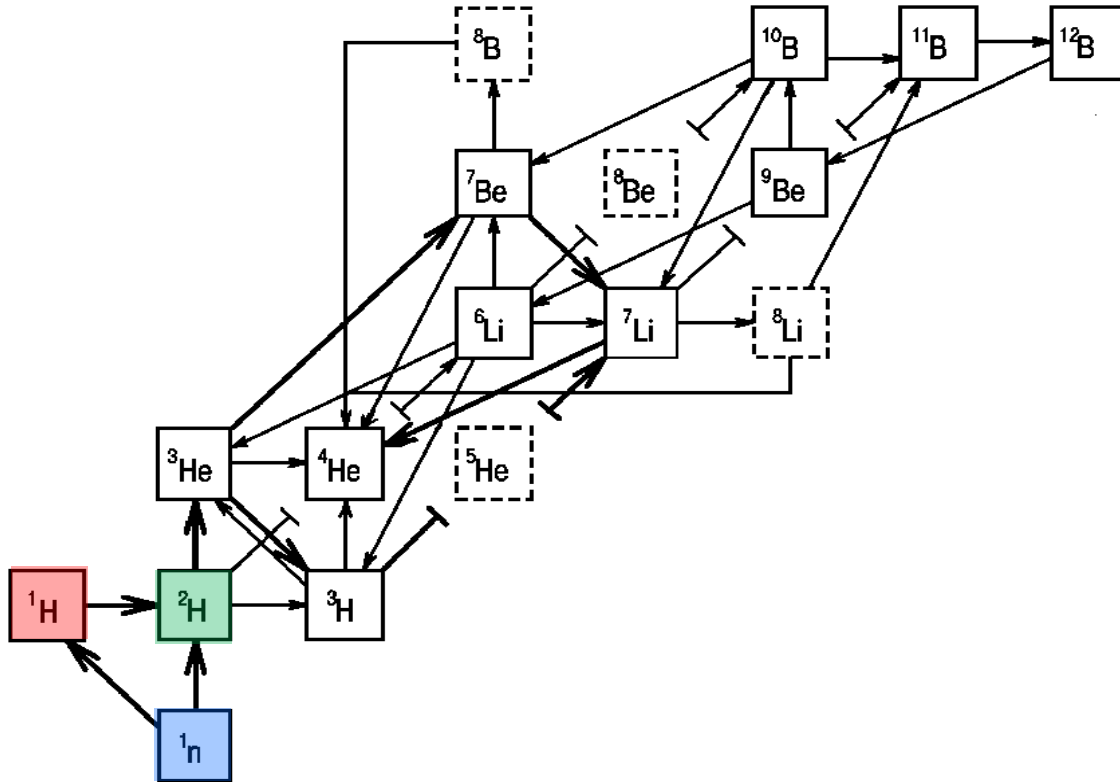
Monte Carlo approach to estimating systematic effects: RG00003 tomorrow at 8:54 CT

Correction and uncertainty budget

Effect	Previously published value [s]	New value [s]
Dead time	-0.20 ± 0.04	$-0.7 \text{ to } -1.5 \text{ (typ.) } \pm 0.05$
Other RDEs	N/A	$0.1 \text{ to } 0.3 \text{ (typ.) } \pm 0.10$
Residual gas interactions	0.16 ± 0.03	0.05 ± 0.01
Phase space evolution	0 ± 0.10	0.029 ± 0.003
Microphonic heating	$0 + 0.24$	$0 + 0.07$
Insufficient cleaning	$0 + 0.07$	$0 + 0.06$
Depolarization	$0 + 0.07$	no change
Total systematics	$-0.04^{+0.28}_{-0.11}$	$-0.5 \text{ to } -1.2 \text{ (typ.) } \begin{matrix} +0.16 \\ -0.11 \end{matrix}$

	Previously published value [s]	New value [s]
Statistical uncertainty	± 0.7	$\leq \pm 0.3$
Combined uncertainty	$+0.75$ -0.71	$\leq \begin{matrix} +0.34 \\ -0.32 \end{matrix}$

Neutron Lifetime is an important input into the Big-Bang Nucleosynthesis, which creates light elements



- Weak interactions control the neutron-proton ratio, via freeze out, etc..
- BBN describes the production of the “light elements”, ^4He , D, ^3He and ^7Li
- The number of free parameters that enters in standard BBN has now been reduced to zero: tests of new physics.

Big-bang nucleosynthesis of ^4He and other light elements: the ^4He abundance (Y_p) depends on the value of the neutron lifetime and the number of light neutrino species

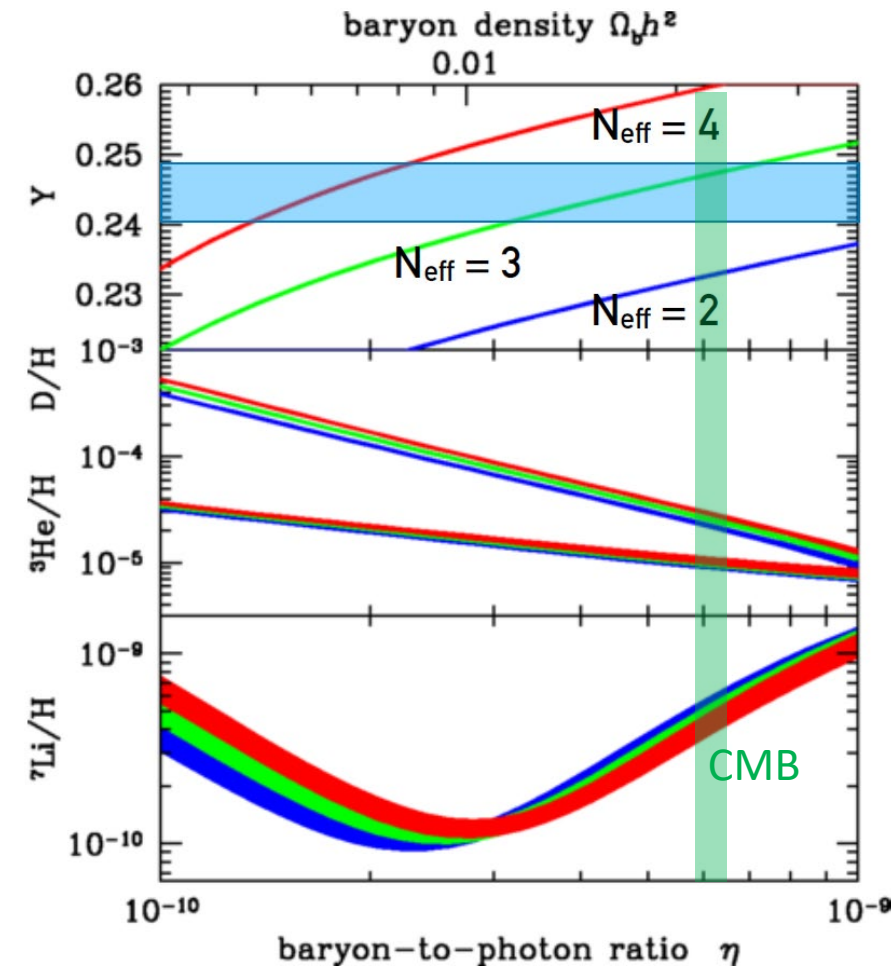
$$Y_p = 0.24703 \left(\frac{10^{10}\eta}{6.10}\right)^{0.039} \left(\frac{N_\nu}{3.0}\right)^{0.163} \left(\frac{G_N}{G_{N,0}}\right)^{0.35} \left(\frac{\tau_n}{880.3s}\right)^{0.73} p(n, \gamma)d^{0.005} [d(d, n)^3\text{He}]^{0.006} [d(d, p)t]^{0.005}$$

BBN CMB

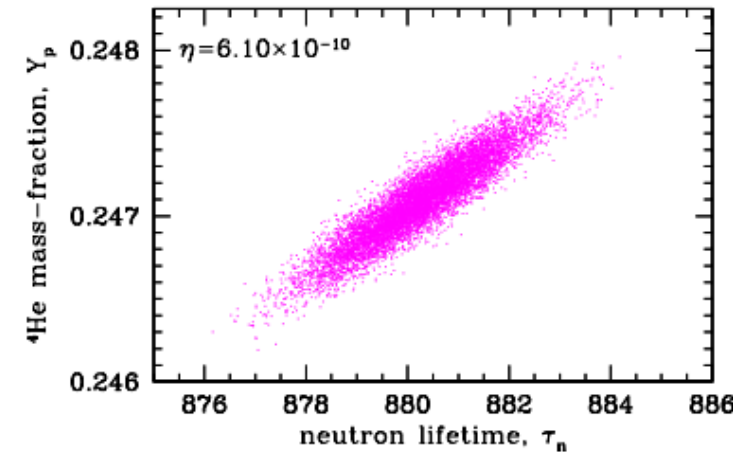
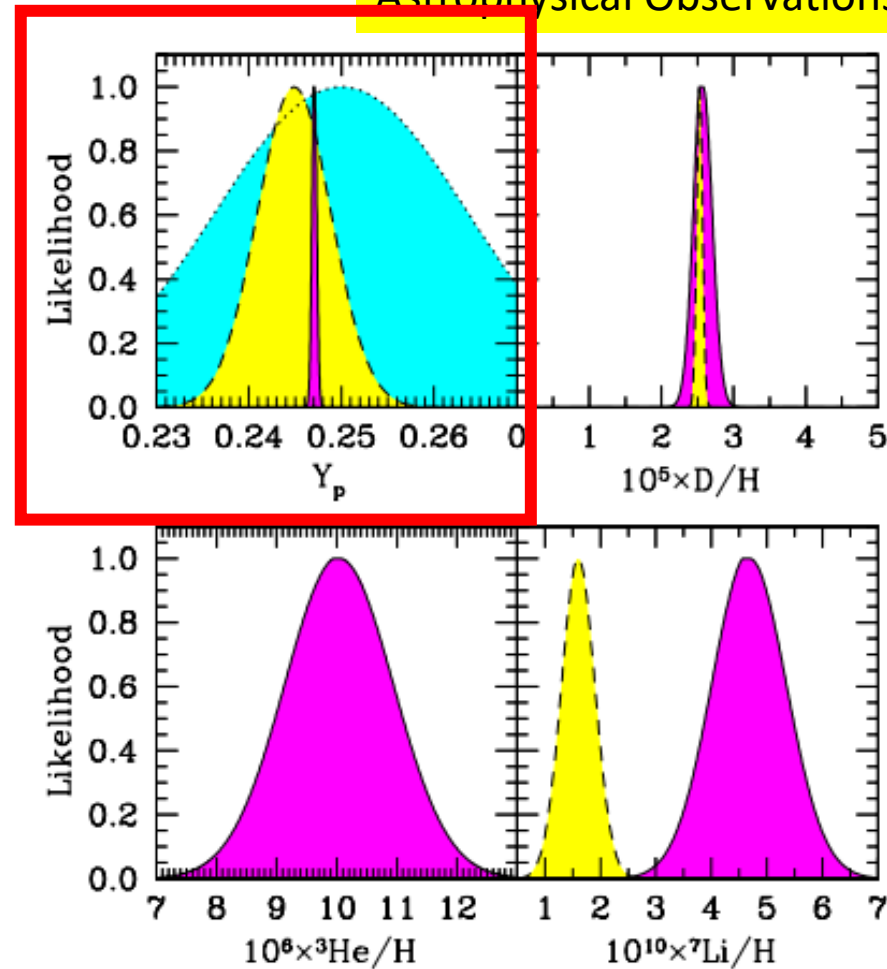
$$Y_p \sim \frac{2e^{-t_d/\tau_n}}{1 + e^{\Delta m/kT_f}}$$

Sensitive to τ_n

Astrophysical Observations



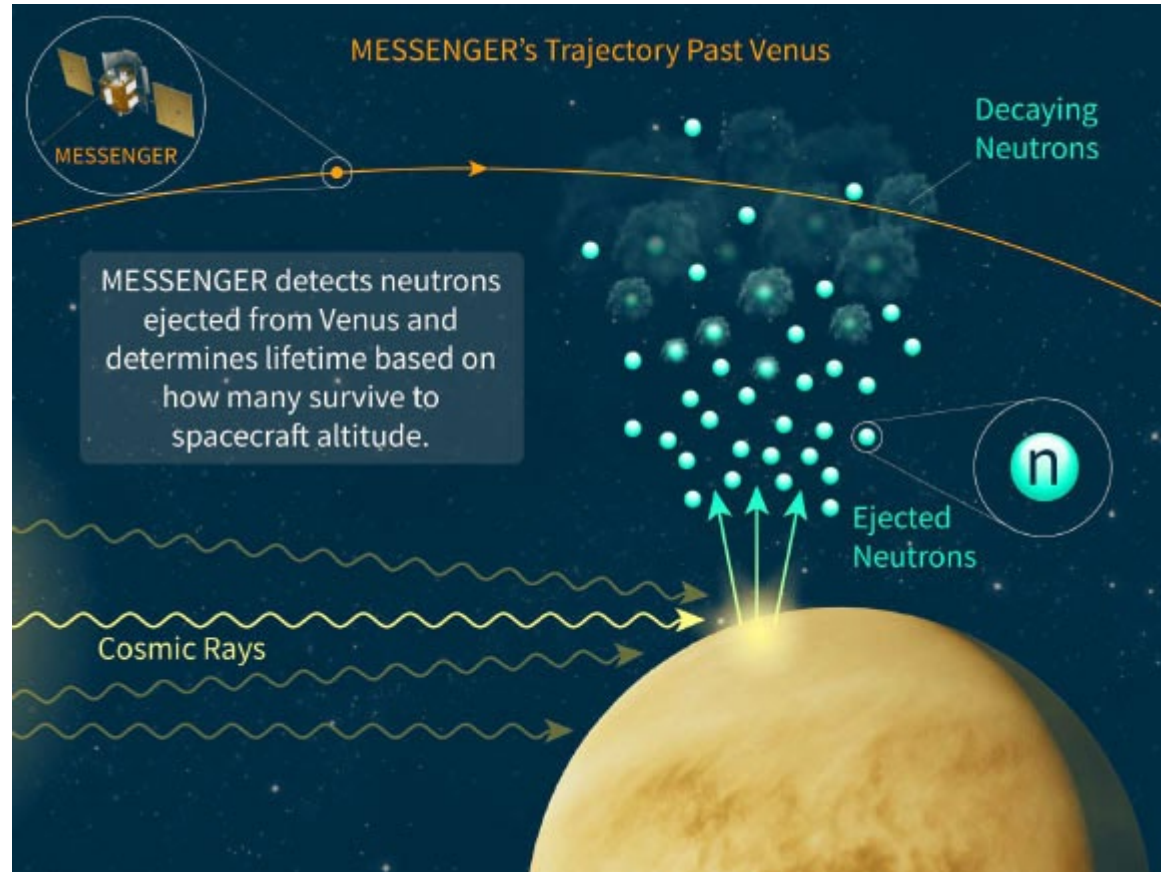
Rev. Mod. Phys. 88, 015004 (2016)



-R. H. Cyburt, B.D. Fields, K.A. Olive, T-H Yeh, Rev. Mod. Phys. 88, 015004 (2016)

-L. Salvati et al. JCAP 1603 (2016) no.03, 055

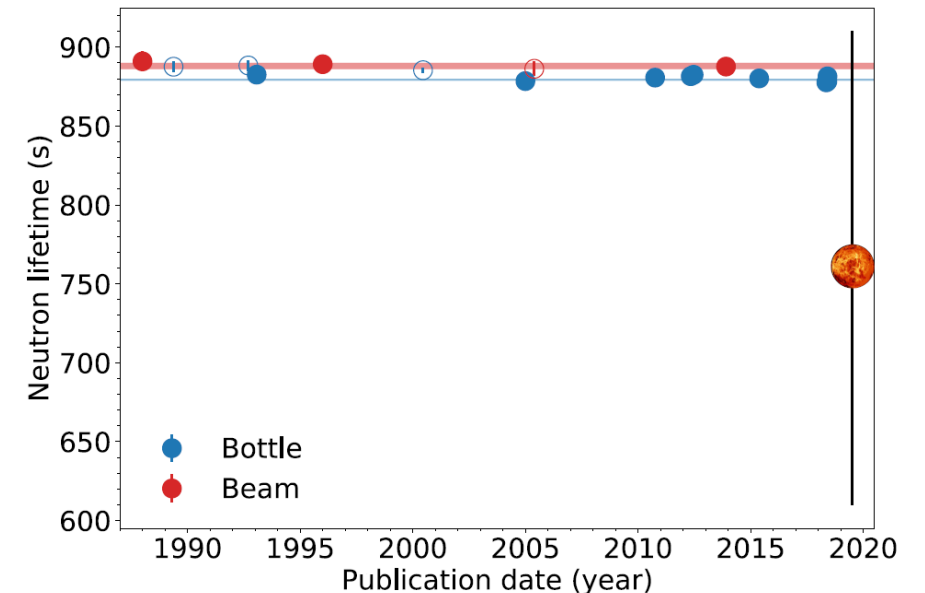
Using data acquired in 2007 and 2008 during flybys of **Venus** and **Mercury** by NASA's MESSENGER spacecraft, researchers found the neutron lifetime to be 780 seconds.



Jack T. Wilson, David J. Lawrence, Patrick N. Peplowski, Vincent R. Eke, and Jacob A. Kegerreis
Phys. Rev. Research **2**, 023316 – Published 11 June 2020

- *Cosmic-ray-generated thermal neutrons* are strongly gravitationally influenced by the host planetary body.
- *Gravitationally bound neutrons*: characteristic time-of-flight ~ 900 s
- Surface-to-sensor neutron transport based on Newtonian mechanics

MESSENGER's flyby of Venus provided a low-statistics and low-systematic measurement of τ_n of 760 ± 50 s.



Discrepancy explained if 1% of neutrons decay to the dark sector

n dark matter decay

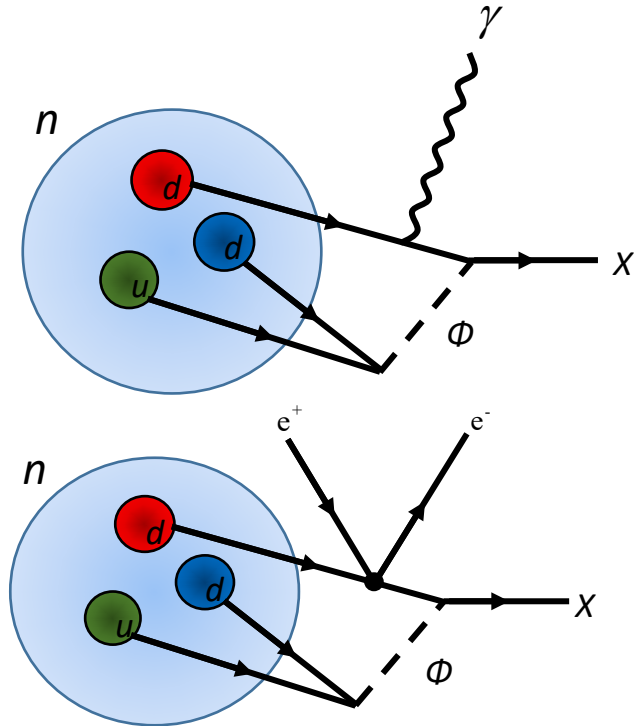
3 decays proposed

2 are detectable (with modern technology)

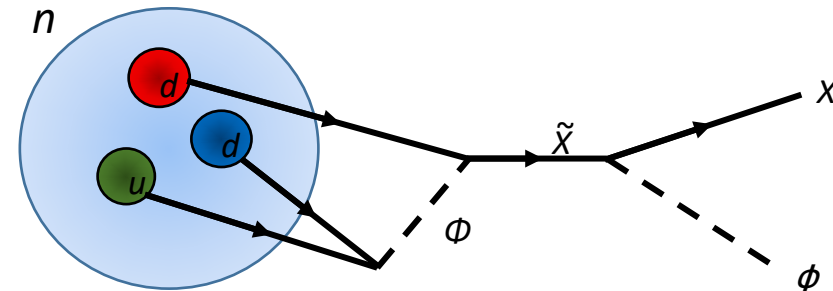
[Dark Matter Interpretation of the Neutron Decay Anomaly](#)

[Bartosz Fornal](#) and [Benjamín Grinstein](#)

[Phys. Rev. Lett. 120, 191801 \(2018\)](#)



1 is a purely dark decay



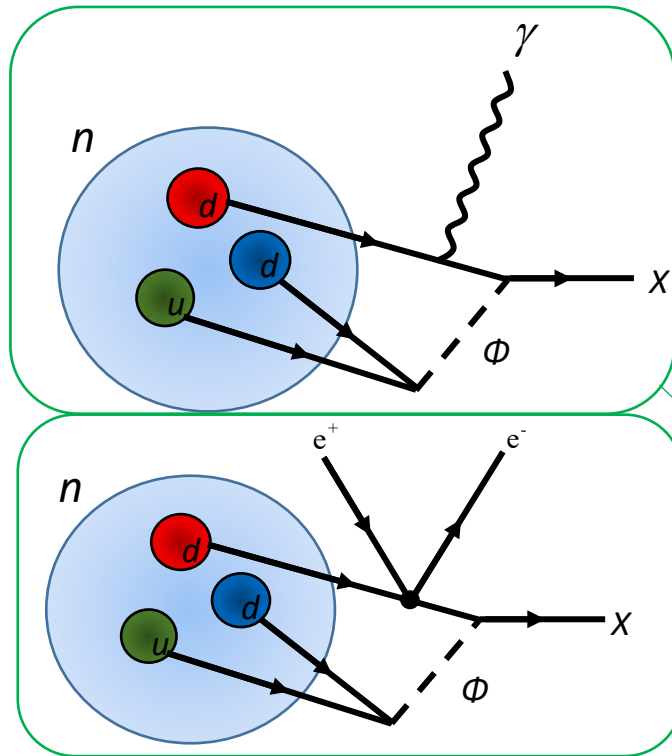
n dark matter decay

3 decays proposed by Fornal and Grinstein

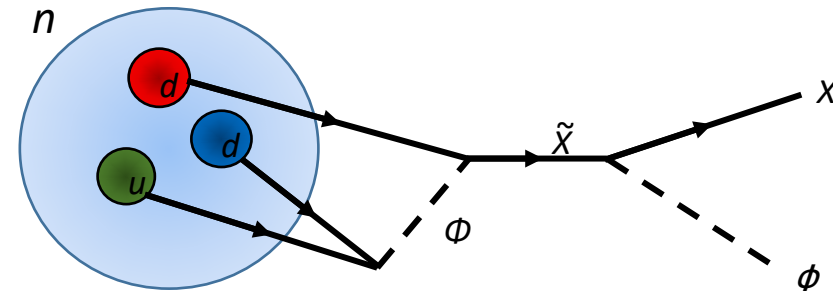
[Dark Matter Interpretation of the Neutron Decay Anomaly](#)

Bartosz Fornal and Benjamín Grinstein

2 are detectable (with modern technology)



1 is a purely dark decay




UCN Dark Matter apparatus (Round House) has sensitivity to this proposed decay.

[UCNtau collaboration, Phys. Rev. Lett. 121, 022505 \(2018\)](#)

UCNA apparatus has sensitivity to this proposed decay.

[UCNA collaboration, Phys. Rev. C 97, 052501 \(2018\)](#)



A theoretical conjecture: Neutrons oscillate into the mirror world

Sterile “mirror” neutron oscillations

Slide from Leah Broussard
DNP workshop on Frontiers
in Neutron Physics

- Similar concept to $n - \bar{n}$: mixing of neutron with sterile twin
 - Less demanding magnetic field requirements
- Small mirror magnetic field \mathbf{B}' possible from MM captured by earth

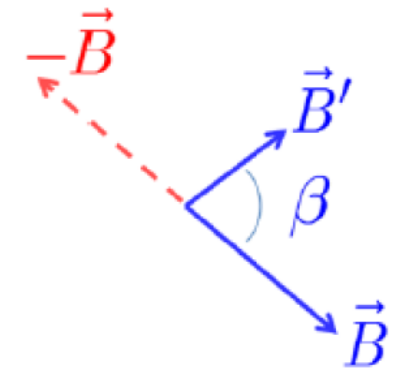
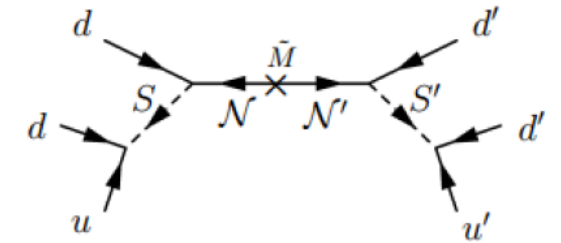
$$\mathcal{H}_{int} = \begin{pmatrix} m + \mu \boldsymbol{\sigma} \cdot \mathbf{B} & \epsilon \\ \epsilon & m' + \mu' \boldsymbol{\sigma} \cdot \mathbf{B}' \end{pmatrix} \quad \text{oscillation time } \tau_{nn'} = \frac{1}{\epsilon}$$

- $n - n'$ mass splitting (10^{-24} GeV) or magnetic field (mG) can strongly suppress oscillation:
- Not sensitive to large $\Delta m_{nn'}$ in laboratory, control \vec{B} for resonance in probability:

$$P(n \rightarrow n') = \frac{\sin^2[(\omega - \omega')t]}{[(\omega - \omega')]^2 2\tau^2} + \frac{\sin^2[(\omega + \omega')t]}{(\omega + \omega')^2 2\tau^2} + \cos \beta \left[\frac{\sin^2[(\omega - \omega')t]}{(\omega - \omega')^2 2\tau^2} - \frac{\sin^2[(\omega + \omega')t]}{(\omega + \omega')^2 2\tau^2} \right]$$

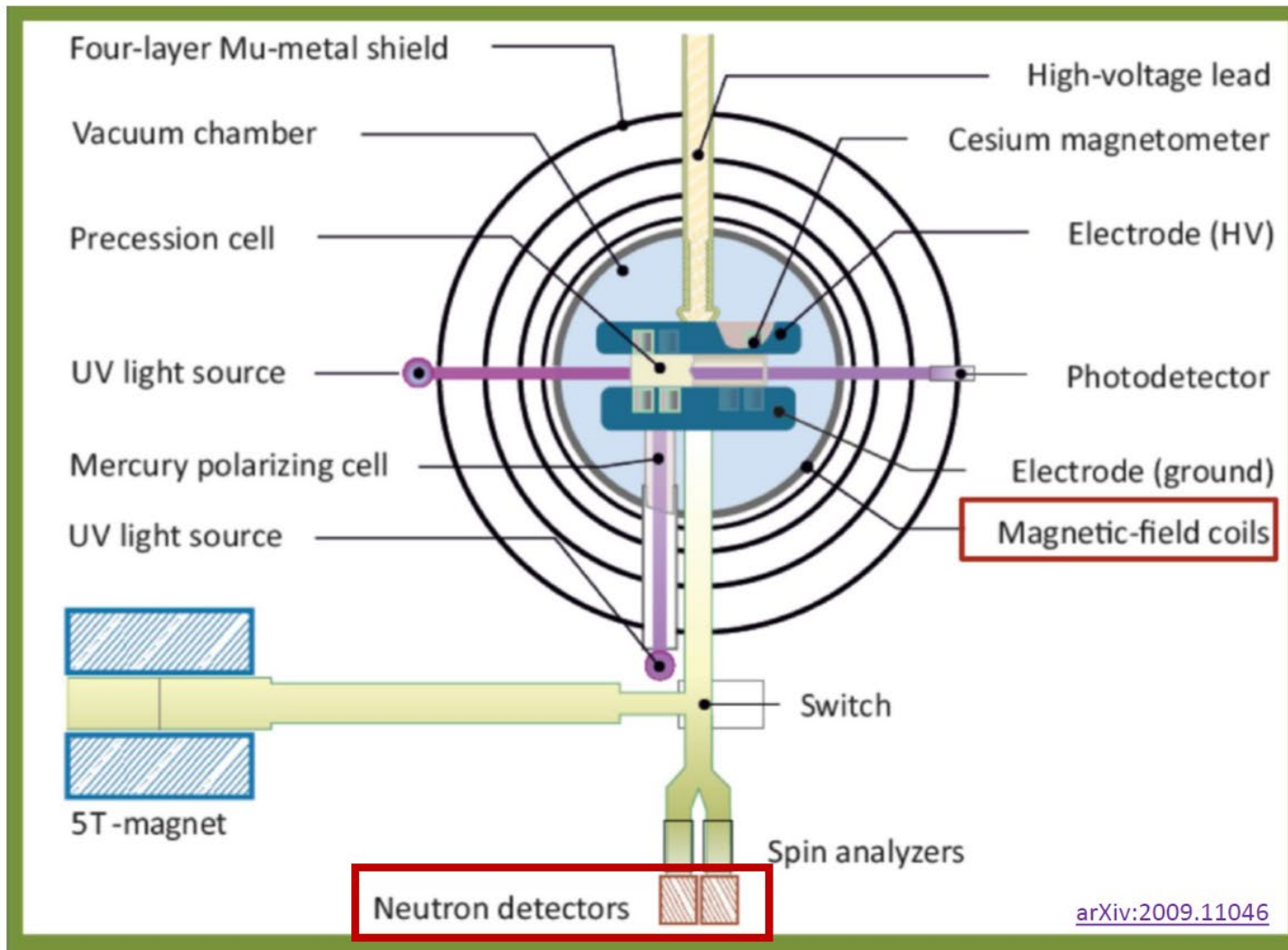
$$\omega = \frac{1}{2} |\mu B|, \quad \omega' = \frac{1}{2} |\mu' B'|, \quad \mu = \mu' \text{ and } \tau = \frac{1}{\epsilon}$$

- Near $B \approx B'$ resonance: $P(n \rightarrow n') \propto \left(\frac{t}{\tau}\right)^2$. Signal maximum when $\cos \beta = 1$



Berezhiani and Bento *PRL* 96 081801 (2006), Berezhiani *EPJC* 64 421 (2009), Berezhiani *EPJC* 72 1974 (2012)

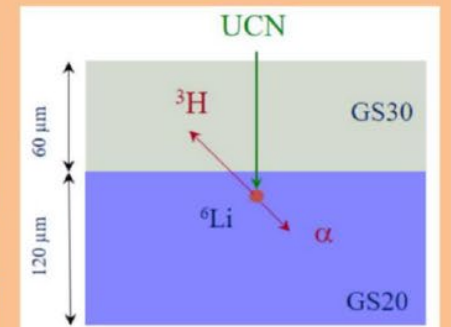
$n \rightarrow n'$ with PSI nEDM



[arXiv:2009.11046](https://arxiv.org/abs/2009.11046)

1. Hg199: Co-magnetometer
Average B-field
2. Cs-Magnetometers
Spatial B-gradients
3. SFC
Removes static fields
4. Mu-Metal
Damps External mag. fields
5. New B_0 power supply
Precise to $12\mu\text{A}$ (0.7nT)

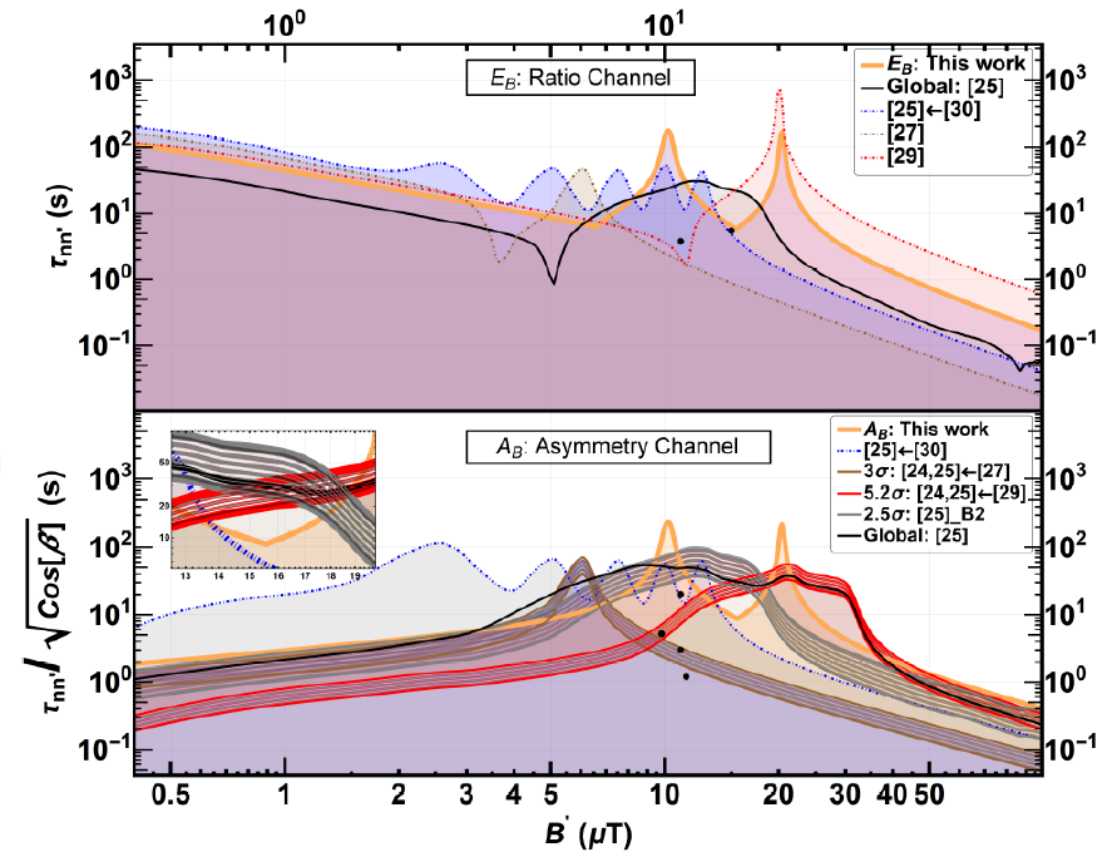
7. NANOSc Detectors
 Li^6 neutron capture



Thanks Prajwal Mohanmurthy

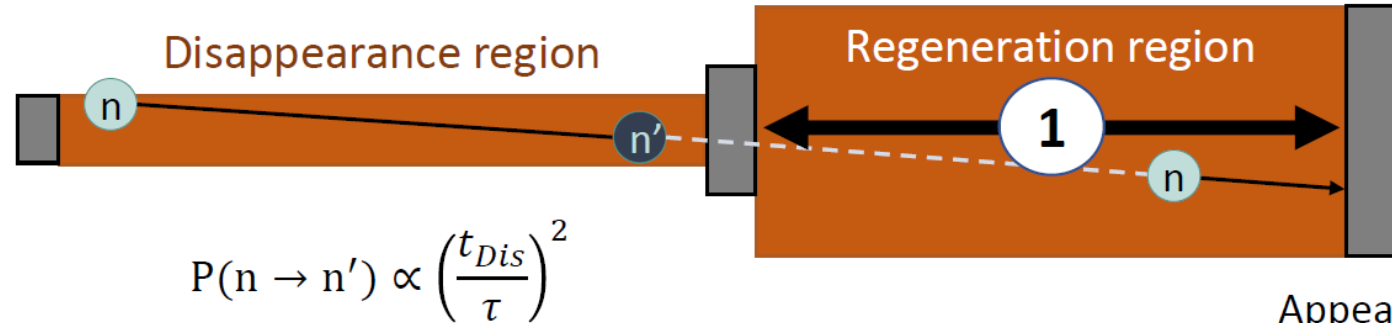
Limits from prior searches

- First searches for $n \rightarrow n'$ used UCN to place strong limits assuming $B' = 0$:
(Ratio channel)
 - $\tau_{nn'} > 448$ s (90% CL) [NIMA 611 \(2008\) 137-140](#)
 - Reanalysis with $B' \neq 0$ found anomalies in Asymmetry channel [EPJC 72 \(2012\) 1974](#)
(with update [EPJC 78 \(2018\) 717](#))
- **Dedicated search** with $B' \neq 0$
 - $\tau_{nn'} > 12$ s for $0.4\mu\text{T} < B' < 12.5\mu\text{T}$ (95% CL) [PRD 80 \(2009\) 032003](#)
- **PSI nEDM** ([arXiv:2009.11046](#)) refutes anomalous signals reported in [EPJC 72 \(2012\) 1974](#), excludes some (not all) regions where anomalous “bands” overlap [EPJC 78 \(2018\) 717](#)

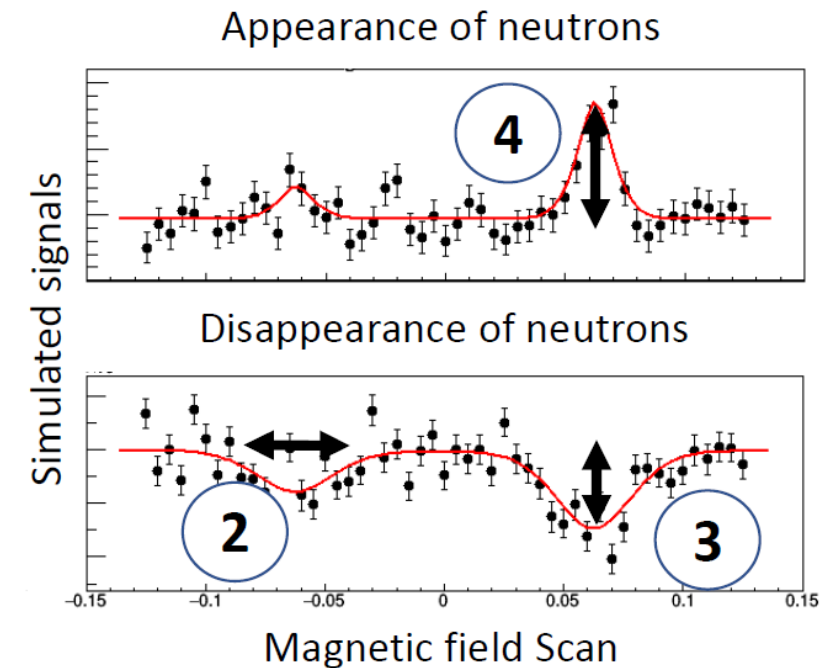


Ingredients for a resonance search

$$P(n \rightarrow n' \rightarrow n) \propto \left(\frac{t_{Dis}}{\tau}\right)^2 \left(\frac{t_{Reg}}{\tau}\right)^2$$

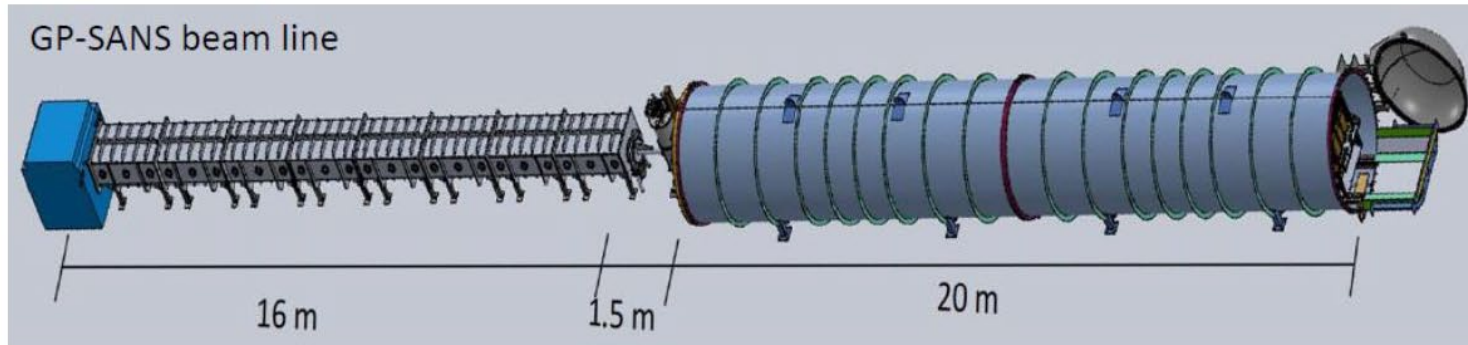
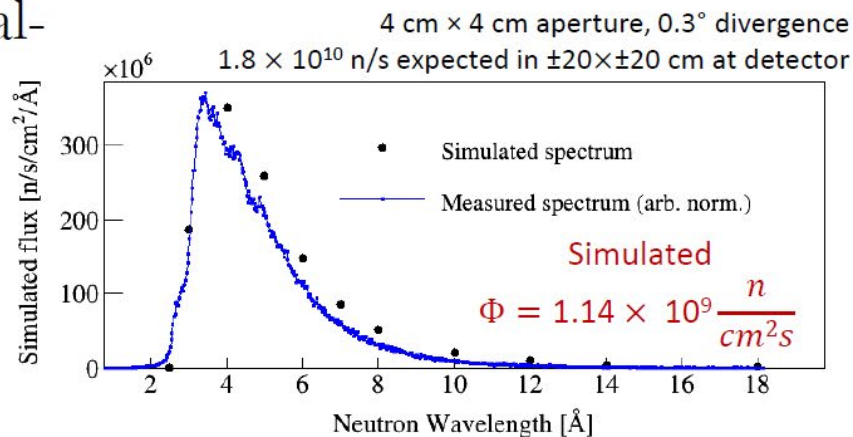


1. High neutron flux + long, large area guides
2. Magnetic field uniformity and control (\sim mG)
3. Precise monitoring of changes in transmission
4. Regeneration: large area, low bkgd detector




Search at ORNL

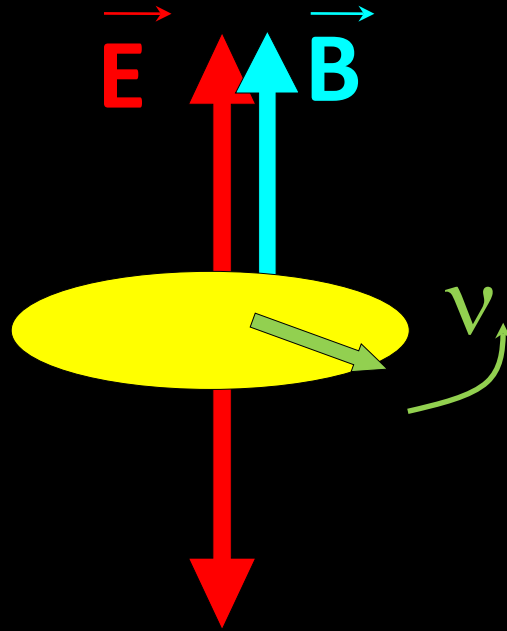
- High Flux Isotope Reactor - 85 MW: highest reactor-based source of neutrons for research in US
- Existing instrument: General-Purpose Small Angle Neutron Scattering
 - 1 m x 1 m ^3He neutron detector in Cd shielded tank
 - Sensitivity: $\tau > 24$ s (dis), $\tau > 20$ s (regen), 95% CL



- Long, large area beamguides for both disappearance and regeneration



Magnetic Resonance to measure the EDM



$$\nu = (2\mu_n B \pm 2d_n E)/h$$

$$\Delta\nu = 4d_n E/h$$

$$\delta d_n = h \frac{\delta\Delta\nu}{4E}$$

$$\delta d_n^{(i)} = \frac{\hbar}{2\sqrt{2\alpha E T_{\text{free}}}\sqrt{N}}$$

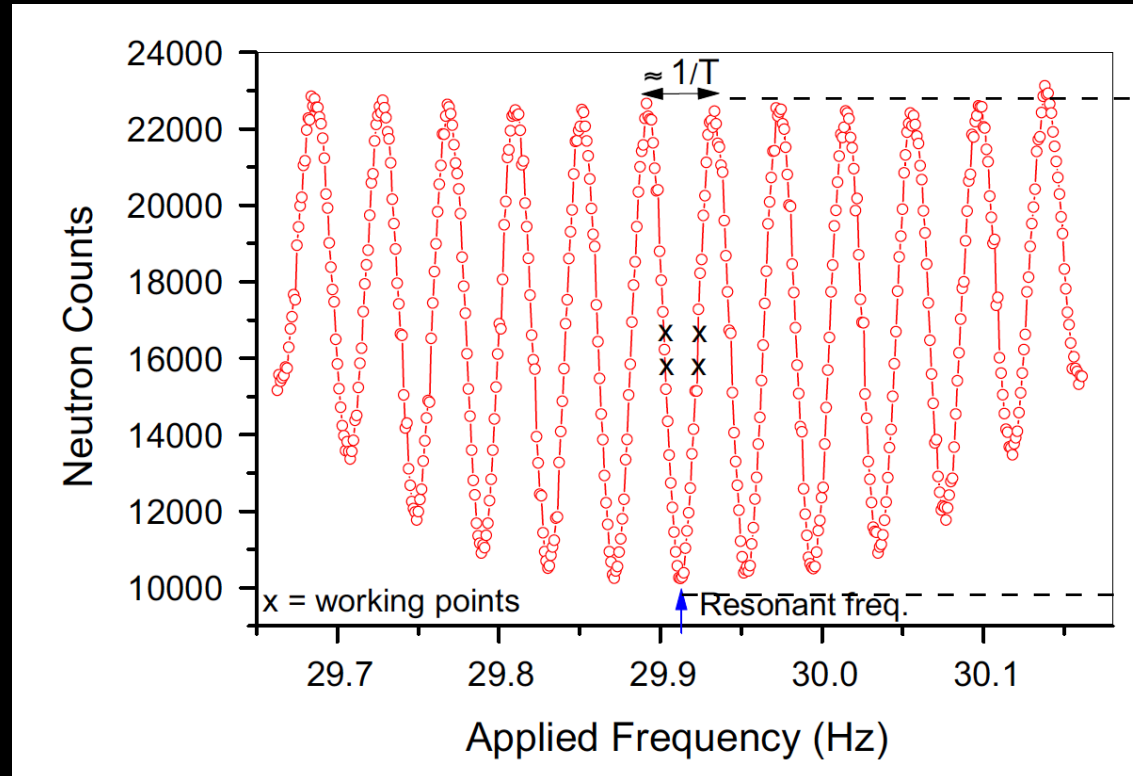
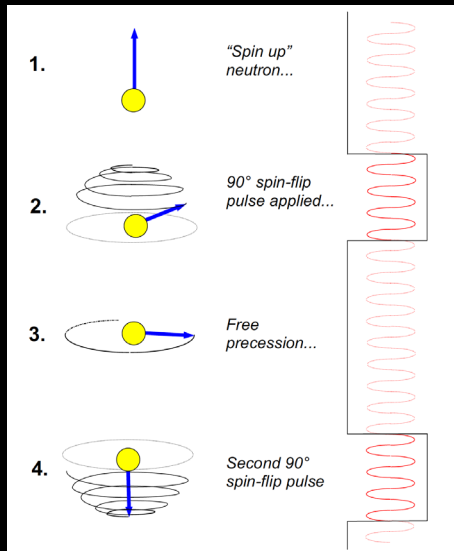
- For $B \sim 10\text{mG}$, $\nu = 30\text{ Hz}$
- For $E = 10\text{kV/cm}$ and $d_n = 3 \times 10^{-27}\text{ e}\cdot\text{cm}$,
 $\delta\nu = 30\text{ nHz}$

One part per billion precision!

Ramsey's method of separated oscillatory fields with UCN achieves the exquisite EDM measurements

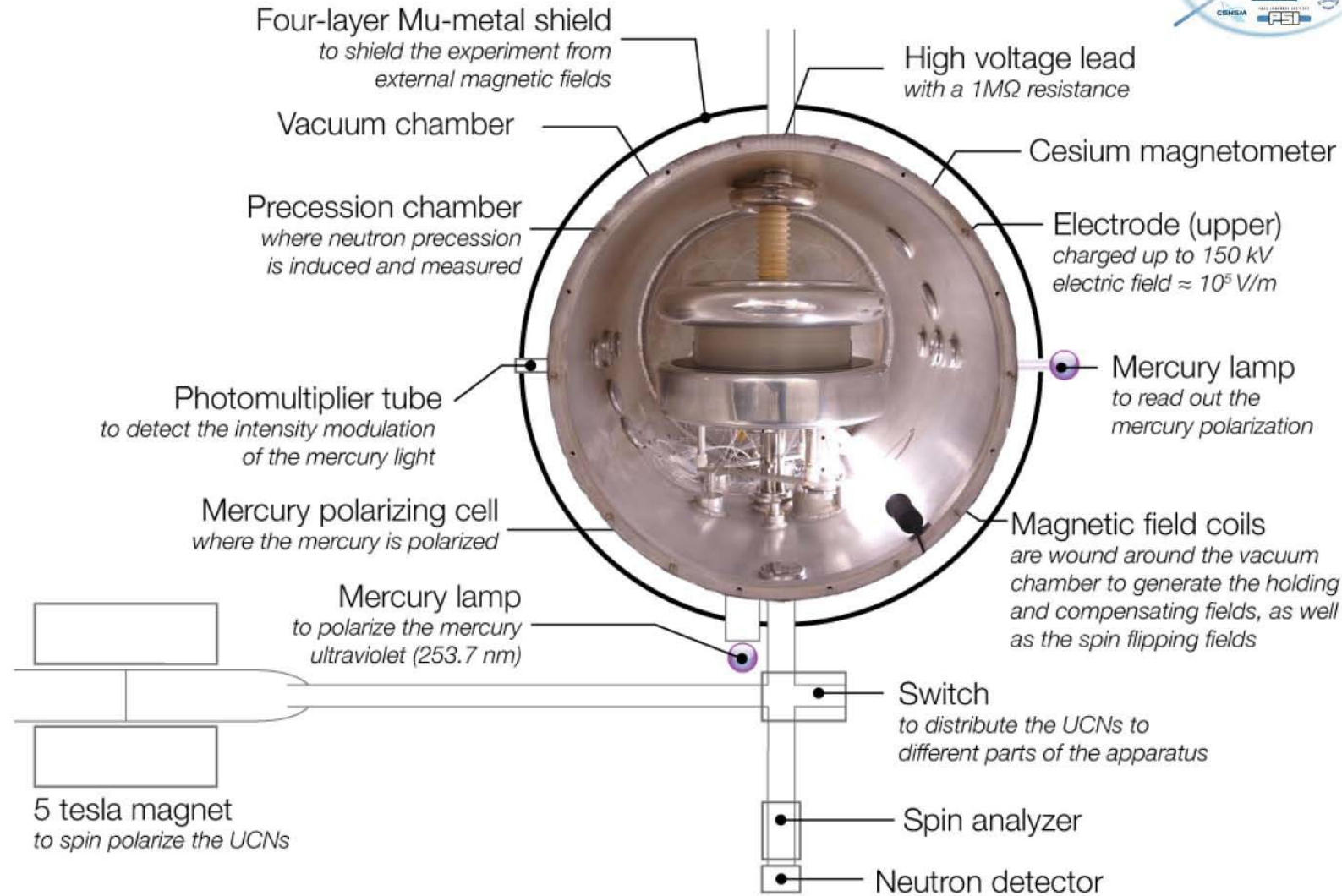


Nobel Prize in Physics in 1989 for the “for the invention of the separated oscillatory fields method and its use in the hydrogen maser and other atomic clocks”



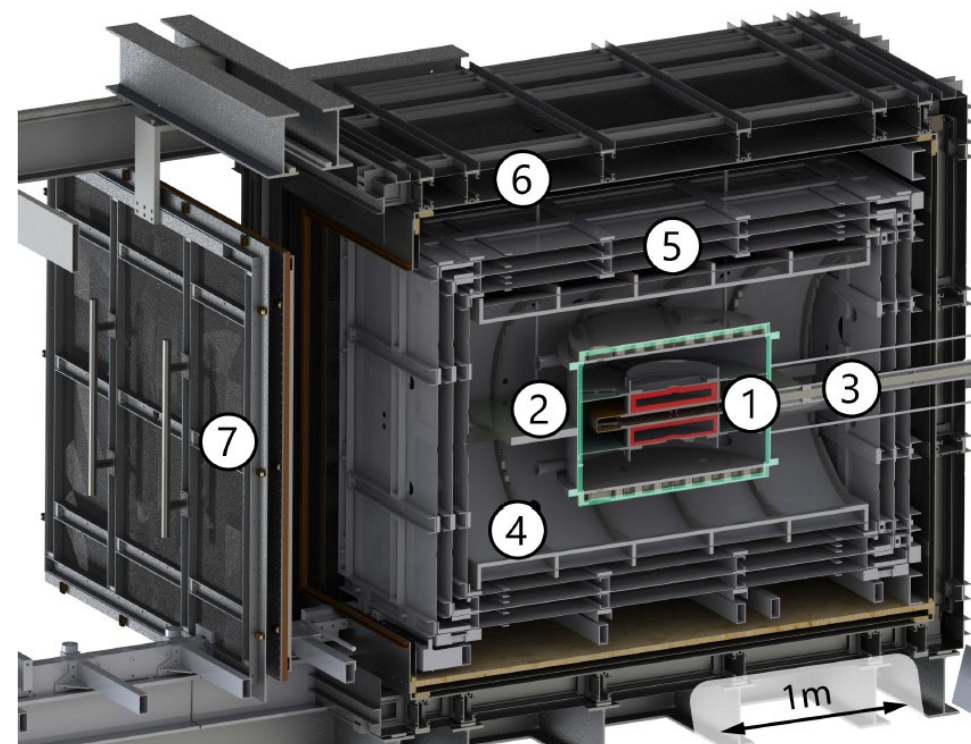
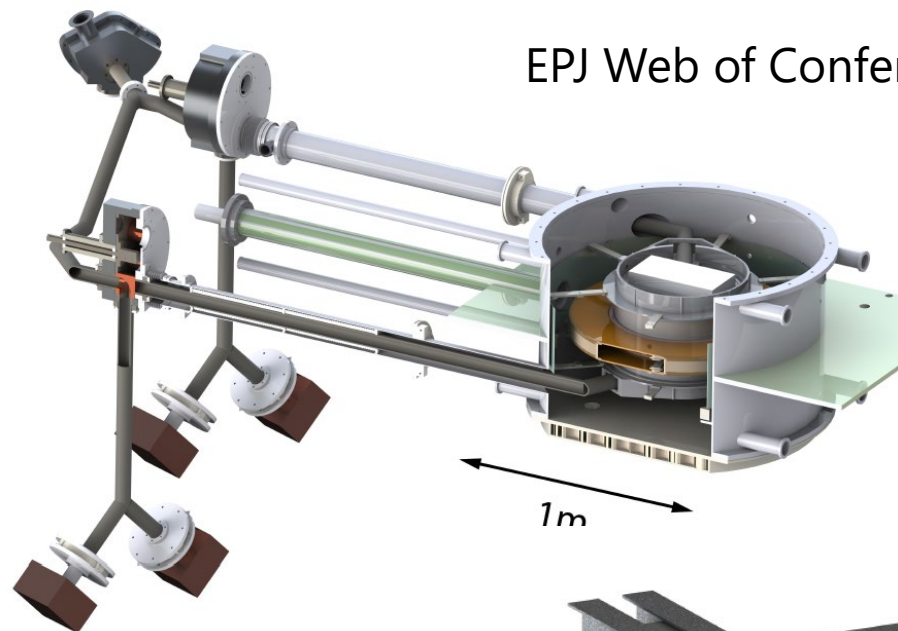
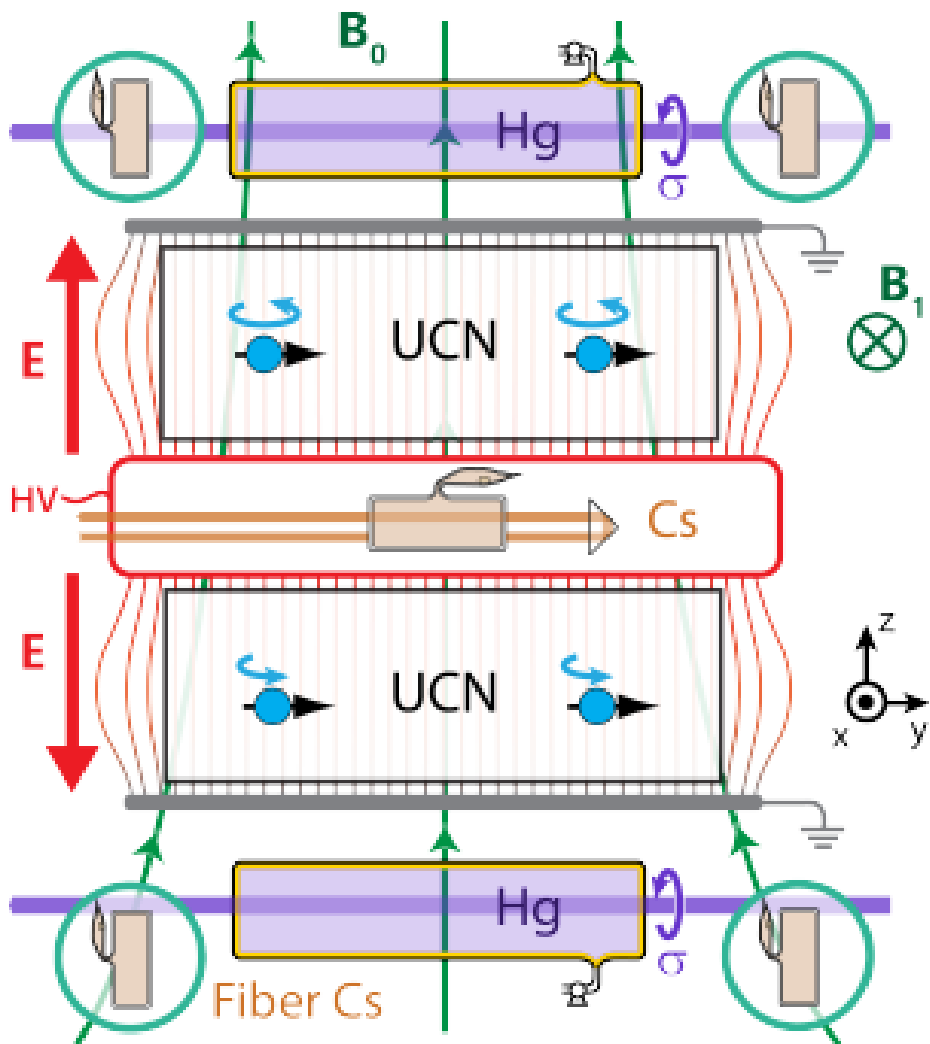
- For $B \sim 10\text{mG}$, $\nu = 30\text{ Hz}$

The nEDM spectrometer



PanEDM@ILL

EPJ Web of Conferences **219**, 02006 (2019)

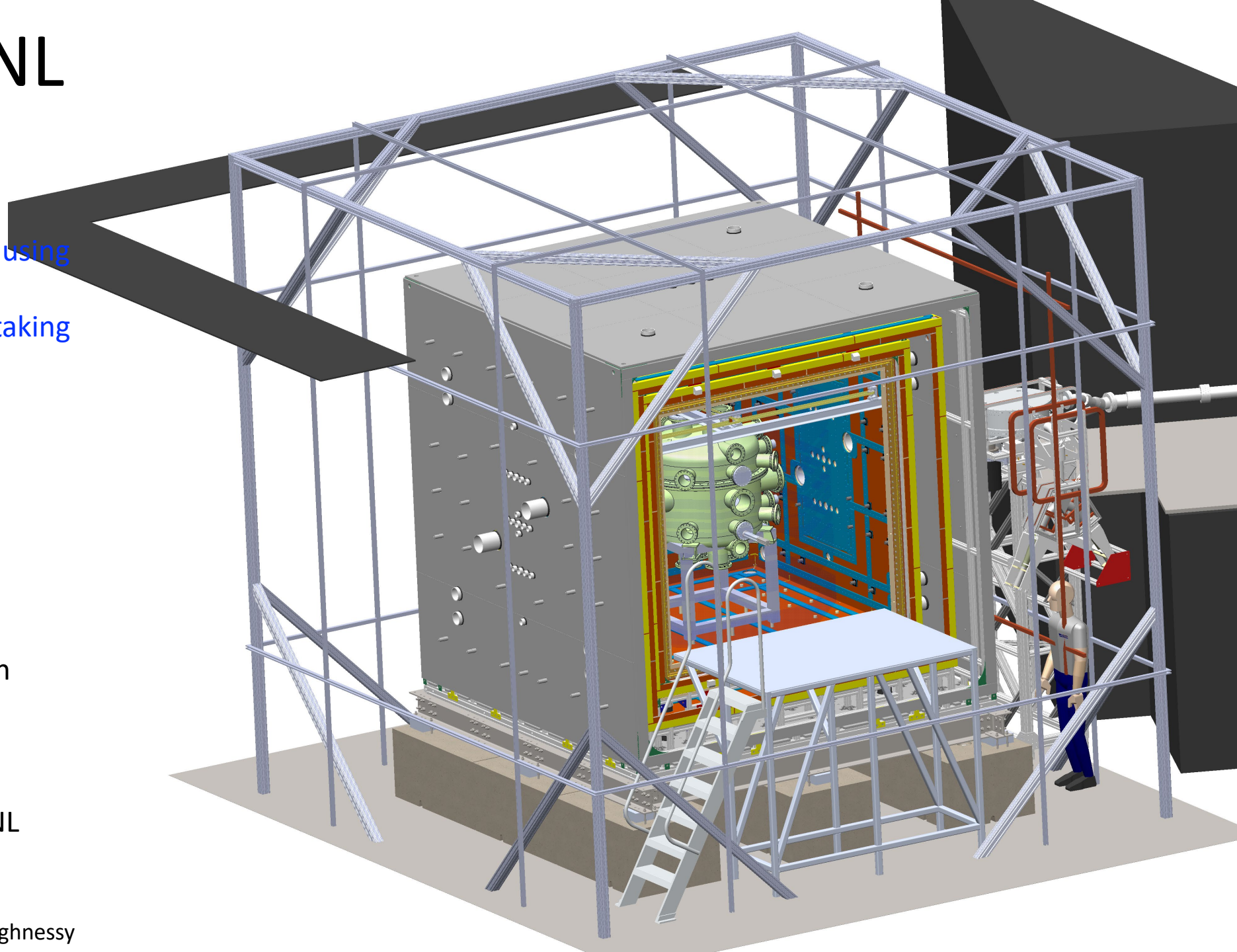



nEDM@LANL

- Guiding Principles:
 - take advantage of the upgraded UCN source;
 - minimized R&D efforts by using proven technology;
 - move towards EDM data-taking in a 3-year time frame.

Design features:

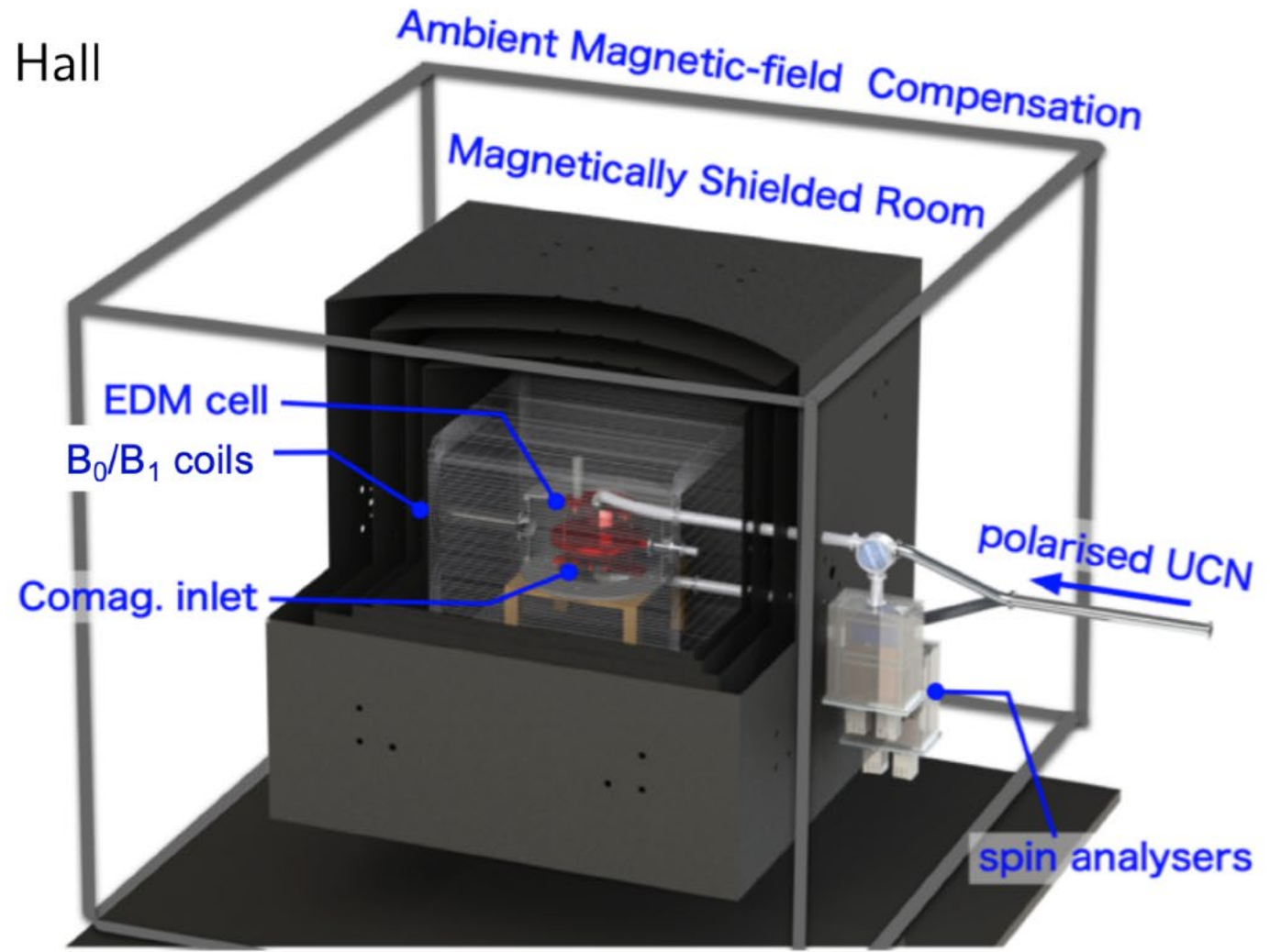
- Double cell
 - Hg co-magnetometer
 - Cs external magnetometers
 - Magnetically shielded room
 - Room temperature operation
-
- Construction (NSF MRI + LANL LDRD): 2018-2021





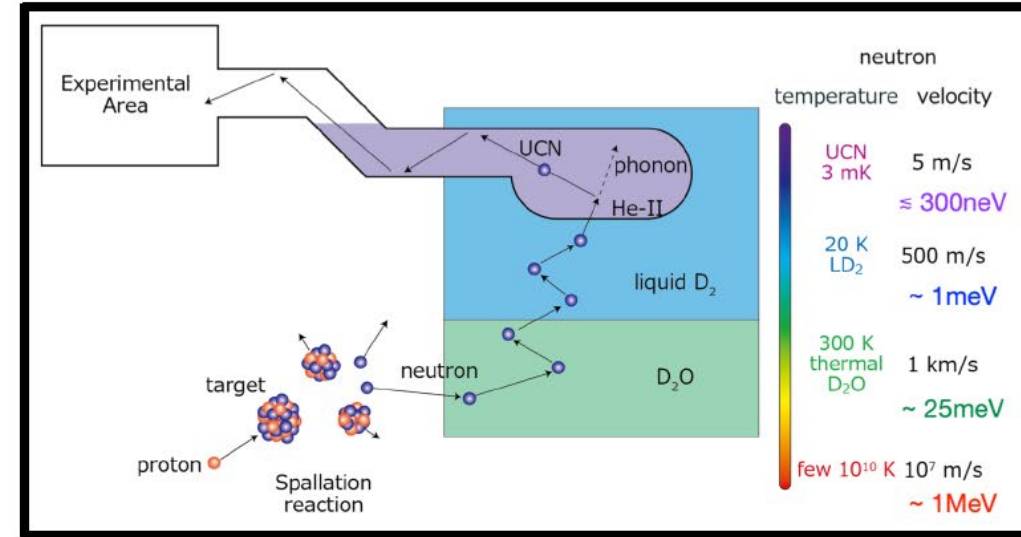
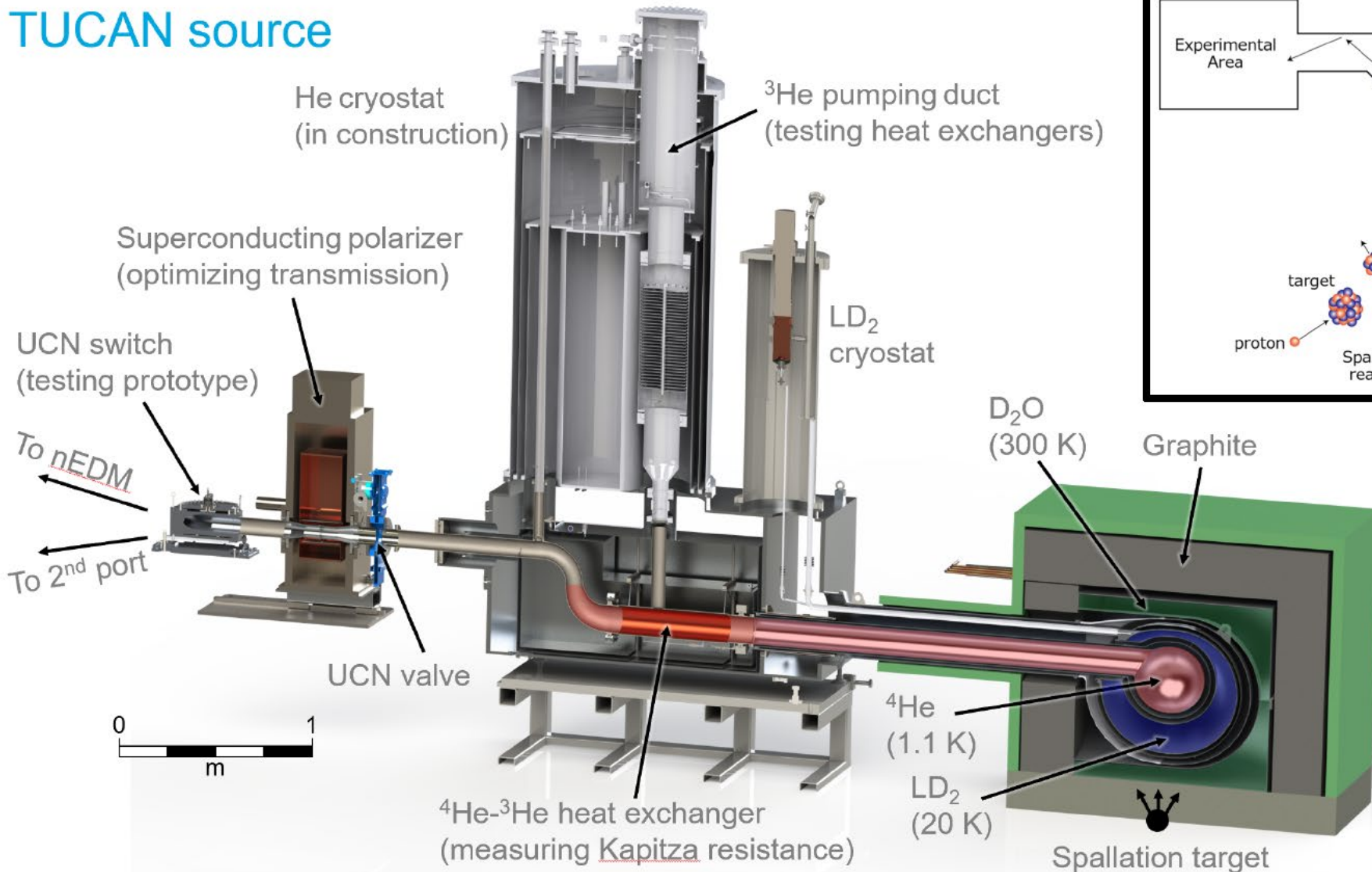
nEDM spectrometer

- Will be installed in TRIUMF Meson Hall
- Design and construction ongoing
- Magnetic field-related subsystems:
 - B_0 coil
 - B_1 coil
 - Shim coils
 - Comagnetometer
 - Cs magnetometers
 - Magnetically Shielded Room (MSR)
 - Ambient magnetic-field compensation (AMC)



The new UCN source at TRIUMF: (commissioning 2021)

TUCAN source



nEDM@SNS

Neutron electric-dipole moment, ultracold neutrons and polarized ^3He **

R. Golub^a and Steve K. Lamoreaux^b

^aHahn–Meitner Institut, Postfach 39 01 28, Glienicker Strasse 100, 14109 Berlin, Germany

^bUniversity of Washington, Department of Physics FM-15, Seattle, WA 98195, USA

Physics Reports 237, 1 (1994)

$$\sigma \propto \frac{1}{E\sqrt{N\tau}}$$

** “The Miracle of Helium”

Improve statistical precision by x100.

- Increase E: LHe permits very large electric fields; ~70 kV/cm in our measurement cell
- Increase N: LHe allows production of a high density of “ultracold” neutrons (UCN); ~few 10^2 UCN/cc
- Increase t: With $T < 0.5\text{K}$ UCN can be stored for ~ a thousand seconds

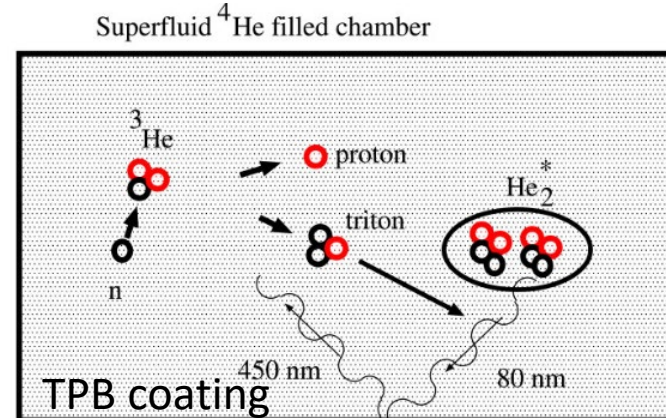
Additionally allows use of Helium-3 as a:

- Spin analyzer, providing continual measurement of the precession frequency
- Co-magnetometer, providing exquisite monitoring of the magnetic field

Experiment uses ^3He as detector

R. Golub and S. K. Lamoreaux, Phys. Rep. 237 (1994) 1

- UCN too dilute to detect with magnetometer (SQUID)
- Inject small concentration ($\sim 10^{-11}$) of polarized ^3He
- Look for reaction: $n + ^3\text{He} \rightarrow t + p + 764 \text{ keV}$
 - t, p scintillate in ^4He
 - Pipe through light guides and detect with PMT



- $n + ^3\text{He} \rightarrow t + p$:

$$\sigma (^3\text{He}, n: \uparrow\downarrow \text{singlet}) \sim 10^7 \text{ b}$$

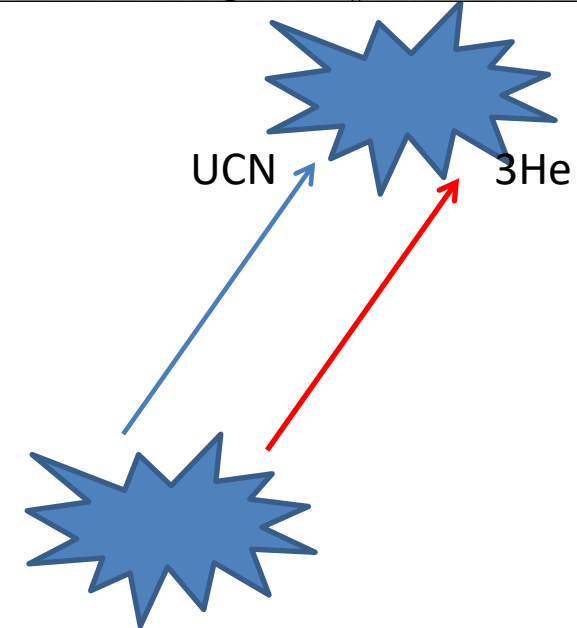
$$\sigma (^3\text{He}, n: \uparrow\uparrow \text{triplet}) < 10^4 \text{ b}$$

- $\mu_{\text{He}}/\mu_n = 1.11$

^3He spins will rotate ahead of n spins in same B

Scintillation light according to $\Phi = \Phi_0 \sin(\omega_{\text{He}} - \omega_n) t \sim 1 - P_n P_3 \cos(\omega_{\text{He}} - \omega_n) t$

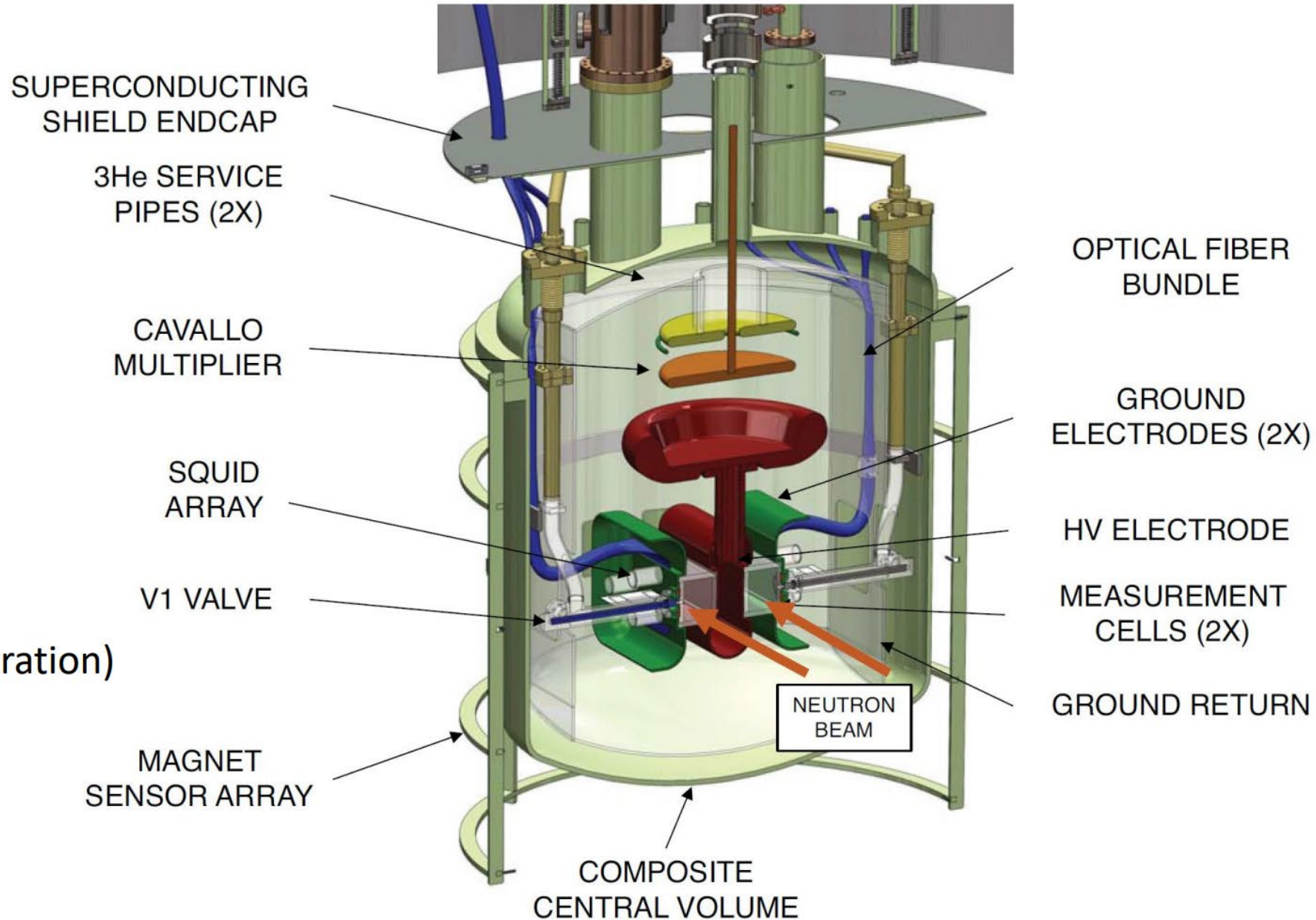
- Independent monitor of ^3He spins with SQUIDs



Central Detection System

Highlights

- 75 kV/cm Electric field
- Cavallo's Multiplier
- Squid Magnetometer
- 1600 L of super fluid helium
- Light collection
- ^3He Comagnetometer
 - (SQUIDS and Signal Generation)



Study the Systematic Effects below $1e-26$ e-cm

Matryoshka dolls



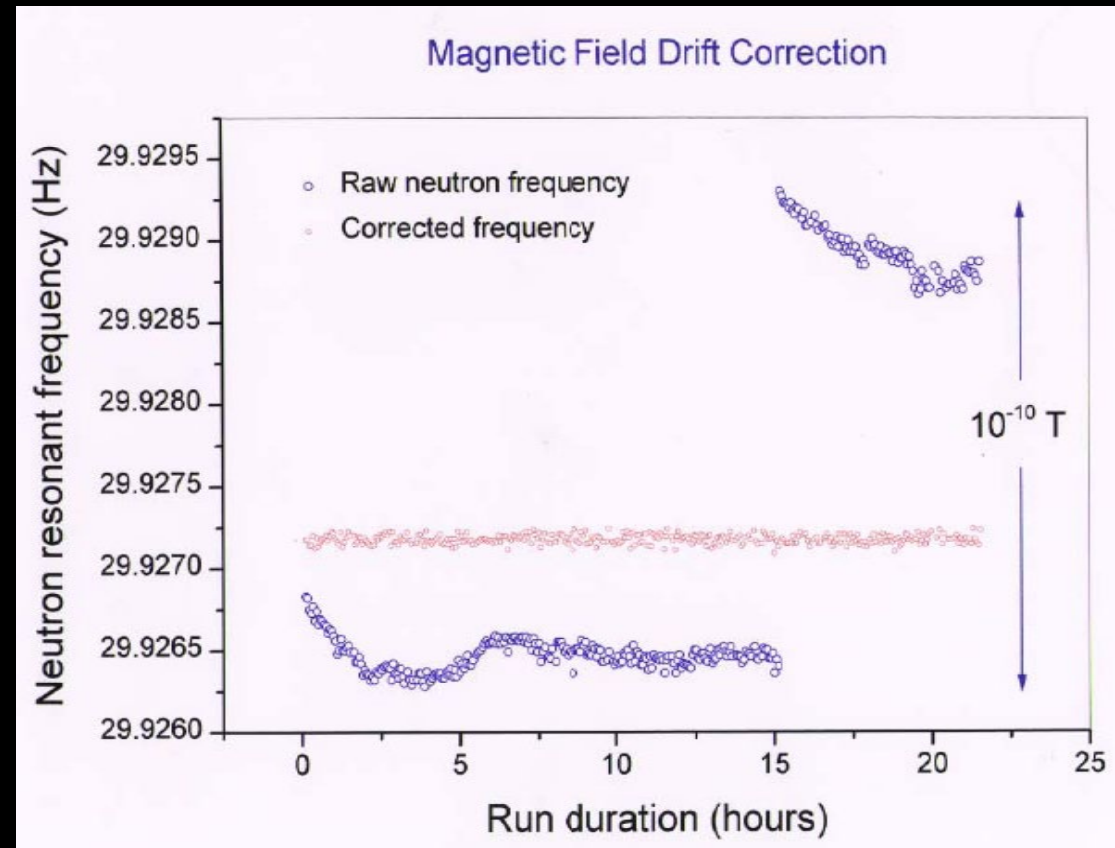
- Low-frequency field drift
 - Cancelled by Hg signal
- Leakage current

Magnetic Field Fluctuations Corrected by “Co-magnetometer”

$$H = -\left(\mu\vec{B} + d_n\vec{E}\right) \cdot \frac{\vec{S}}{|\vec{S}|}$$

A B field of 2 fT would cause a 0.1 μHz shift in frequency, equivalent to a EDM signal of 10^{-26} e·cm in a 10kV/cm field.

A “co-magnetometer”
Uniformly samples the B Field,
faster than its relaxation time.



Data: ILL nEDM experiment with ^{199}Hg co-magnetometer

Polarized ^{199}Hg atoms; EDM of $^{199}\text{Hg} < 10^{-29}$ e·cm (measured)

Study the Systematic Effects below $1e-26$ e-cm

Matryoshka dolls



- Low-frequency field drift
 - Cancelled by Hg signal
- Leakage current
- Geometric Phase Effects
 - The field gradient coupled to the motion of UCN
- Gravitational induced frequency shift
 - Different velocity of UCN and Hg
- Earth rotation
 - Frequency shift in an accelerating frame.
- Pseudo magnetic field
 - Spin-dependent scattering between UCN & Hg
-

Outlook for Fundamental Neutron Physics

- ❖ *Given the opportunity, our community will (continue to) make creative use of high-flux neutrons to do great science.*
- ❖ **High priority science a decade or more out: difficult to predict**
 - Precise knowledge of Neutron decay and EDM → confirm symmetry-violating physics needed for baryogenesis (& nucleosynthesis) to account for the matter-antimatter asymmetry of the universe: high priority for 50 years, likely to remain so.
 - High probability of new targets of opportunity:
 - Neutron-antineutron experiment → search for Baryon number violation
 - Neutron beta-decay, angular correlations, parity violation → high precision tests of Standard Model
 - Quantum physics w/ neutrons: bouncing quantum neutrons, transitions between gravitational bound states, limits on short range interaction, studies of neutron orbital angular momentum states, entangled neutrons, ...
- ❖ **Intensity is everything!**
 - All experiments above are statistically limited: even a factor of 3 to 5 can be a game changer.

IU Cyclotron Facility (1976-2010)

- Accelerate protons to 200 MeV. Other light ions d, ^3He and ^6Li were also accelerated.
- High-intensity polarized ion source + an electron cooler ring.
- Some activities converting the IU cyclotron facility
 - Proton Cancer Therapy (1998—2014)
 - Low Energy Neutron Source (2005—now)
 - Advanced eLectron PHoton Accelerator (ALPHA) for Radiation Effects Research and Testing (2003—2017)

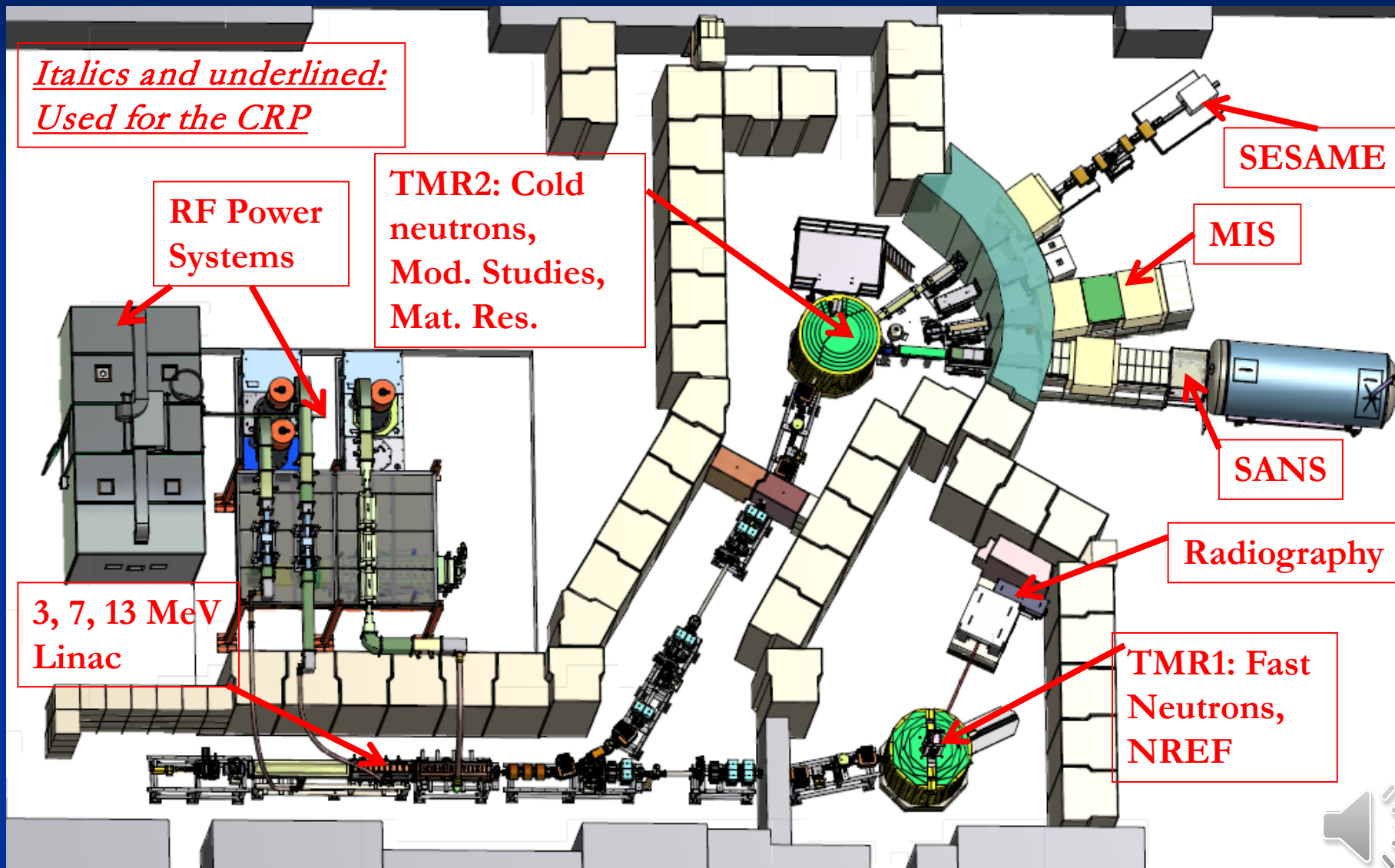
n-Source Energy budgets:

- D-D, D-T ($< \mu\text{J}$): $>4 \times 10^{11}$ n/J
- Fission ($D\text{J}$): 3×10^{10} n/J
- High-E proton spallation (J): 2×10^{11} n/J
 - ESS, SNS, JSNS, SINQ, ISIS
- Low-E Proton (p,n)Be $\sim 13\text{MeV}$ ($m\text{J}$): 3×10^9 n/J
 - LENS, CPHS, RANS, ESS-B, HBS, SONATE,...
- Threshold (d,n)Be (p,n)Li ($< m\text{J}$): $0.5-1 \times 10^9$ n/J
- Electron on W [high-Z target] ($c\text{J}$): 2×10^9 n/J
 - HUNS, Bariloche, RPI, ...

$O(10^{14}$ n/s) requires target power $\sim 50-100\text{kW}$ for CAN



IU LENS: 2018



The Indiana University - NAVSEA Crane ALPHA Project (2003-2017)

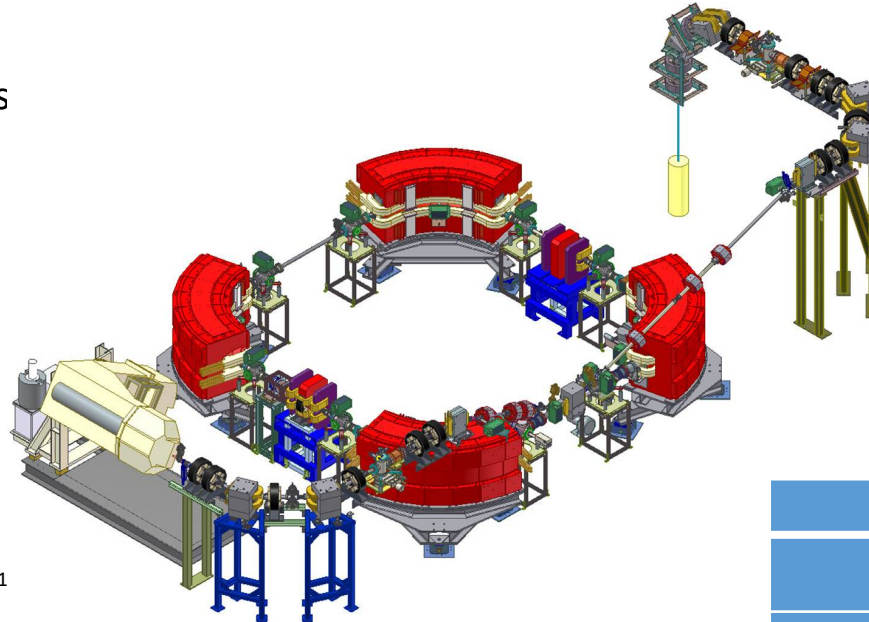
Advanced eLectron PHoton Accelerator for Radiation Effects Research and Testing

Goals

- Reduce testing costs
- Eliminate RF Modulation
- Provide higher dose rates for survivability tests
- Provide higher fidelity test environment
 - More uniform beam
 - Larger area exposure
 - More hospitable test environment
 - Low electronic noise

Solution

- Couple a LINAC with an electron storage ring
 - Long pulse mode (up to 4 μ S) – Debunching
 - Short Pulse mode (0.1-50 nS) – High dose rate ($> 10^1$)
- Use non linear optics to shape beam
 - Eliminate masking and associated secondary scattering
 - More efficient use of beam



	Requirements
Instantaneous Dose Rate	0.4×10^{10} Rad/s
Beam Size	6.45 cm ²
Pulse Length	4 μ S
Repetition Rate	10 Hz
LINAC Current	0.068 A

The primary objectives of the ALF:			
		Requirement	Goal
Energy	MeV	40	10-60
Pulse Length (narrow)	nsec	5-100	5-200
Pulse Length (wide)	usec	1-5	1-10
Dose Rate (MAX)	Rad/sec	5×10^{12}	1×10^{13}
Rep Rate	Hz	1	10
Target Area (85% uniformity)	mm (diam)	40	65
Bremsstrahlung Mode	cal/cm ²	.5	1.0
Resonant Frequency (RF)	Hz	none	none



Backup slides

Preliminary Results on UCNtau 2017-2018 dataset

Effect	Previously Published Value (s)	Data Driven New Value (s)	Monte Carlo New Value (s)	Method of evaluation
Rate Dependent Effects	-0.20 ± 0.04	--	$-0.6 \text{ to } -1.3 \text{ (typ.)} \pm 0.11$	MC Simulations + Known hardware dead time
Microphonic heating	$0 + 0.24$	$0 + 0.07$	0.031 ± 0.005	MC Simulations + Detector for heated neutrons
Insufficient cleaning	$0 + 0.07$	$0 + 0.06$	0.034 ± 0.016	MC Simulations + Detector for uncleaned neutrons
Phase space evolution	0 ± 0.10	0.029 ± 0.003	--	Measured neutron arrival time
Aluminum Block*	--	0.15 ± 0.13	0.3 ± 0.2	MC Simulations + Polyethylene coated block
Residual gas interactions	0.16 ± 0.03	0.05 ± 0.01	--	Measured gas cross sections and pressure
Depolarization	0 ± 0.07	--	--	Varied external holding field
Total Systematics	$-0.04^{+0.28}_{-0.11}$	$-0.5 \text{ to } -1.2 \text{ (typ.)}^{+0.16}_{-0.11}$		(Sum, Excluding Aluminum Block)

Typical CANS reactions

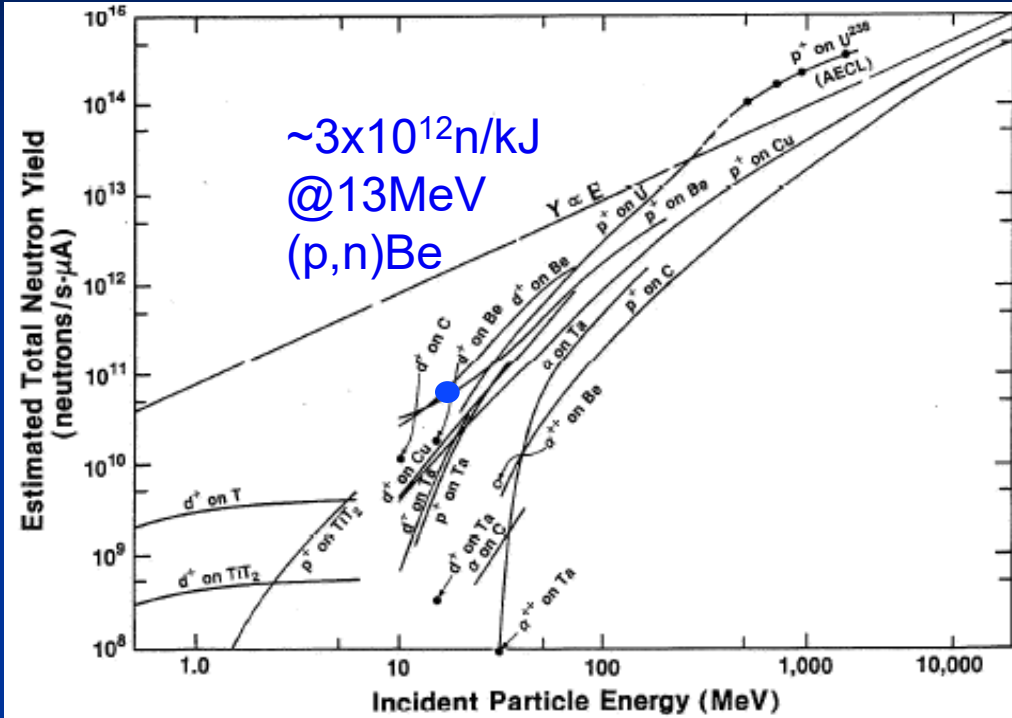


FIG. 2. Global thick-target neutron yields for various charged particle reactions versus particle energy. (Adapted from Stevens and Miller.¹¹)

From J. M. Carpenter and Yelon (1986)

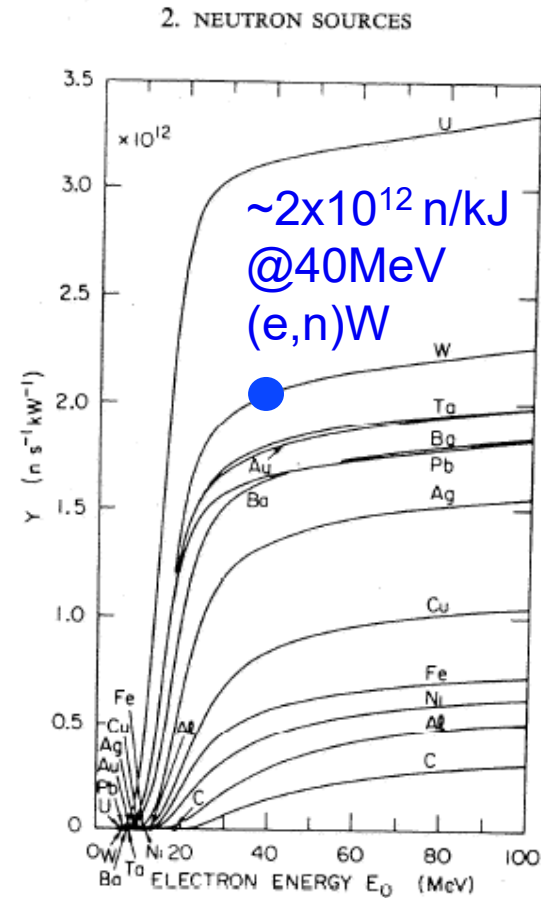


FIG. 11. Global neutron yield for electrons on various thick targets versus electron energy. (From Swanson.³⁰)

Proton, deuteron or electron accelerators can reach comparable neutron production rates for a given power, but differ in the accelerator energy needed and target design.



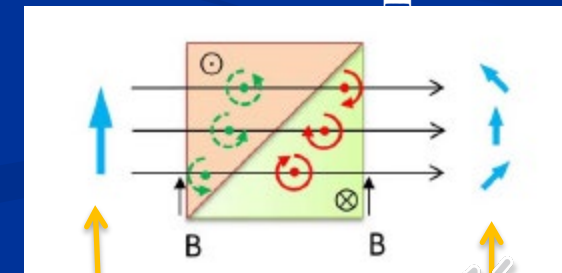
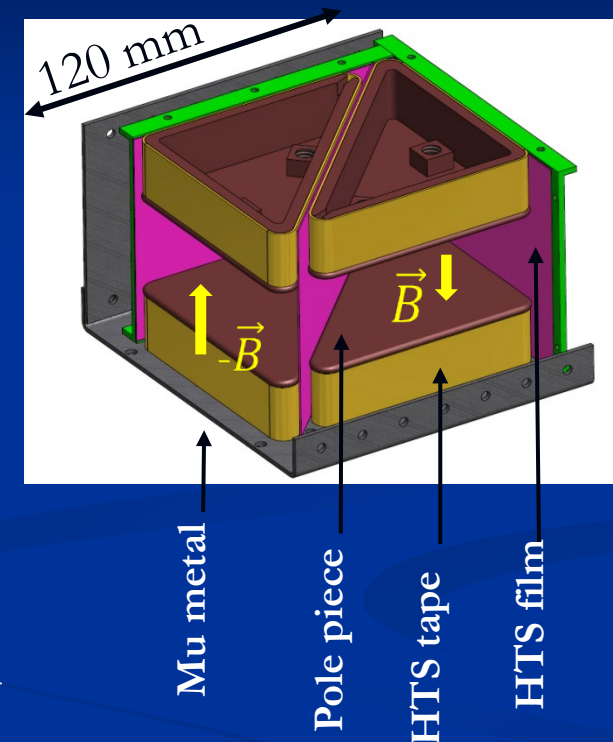
Conclusions

- CANS make use of high-current relatively low energy accelerators (e, p).
- CANS with power levels up to 100kW are in development
- CW facilities are primarily being pursued for BNCT applications, for neutron scattering, pulse sources (10 to 500 Hz) are likely to be of more interest.



HTS Magnetic Wollaston Prisms: (LENS)

- (Classical View) A neutron WP allows you to encode neutron trajectory information into the neutron phase (spin orientation). With this you can decouple momentum resolution from neutron intensity facilitating:
 - Increased energy resolution in neutron scattering
 - Spin-echo approaches to real-space correlations in materials
 - New contrast mechanisms to neutron radiography

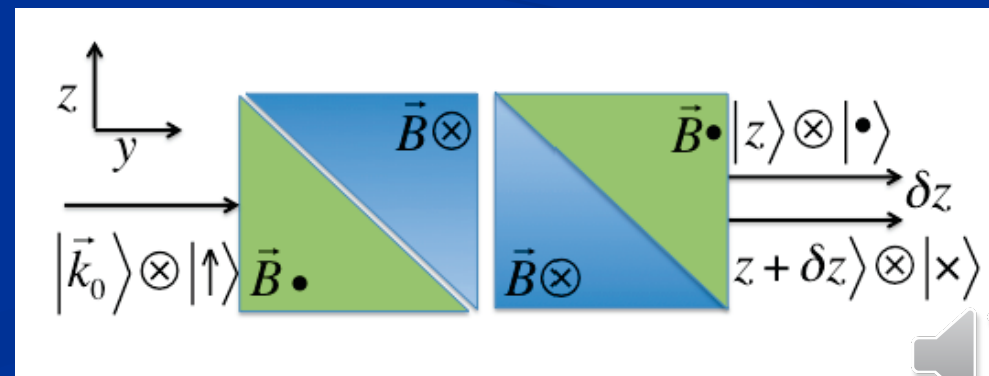
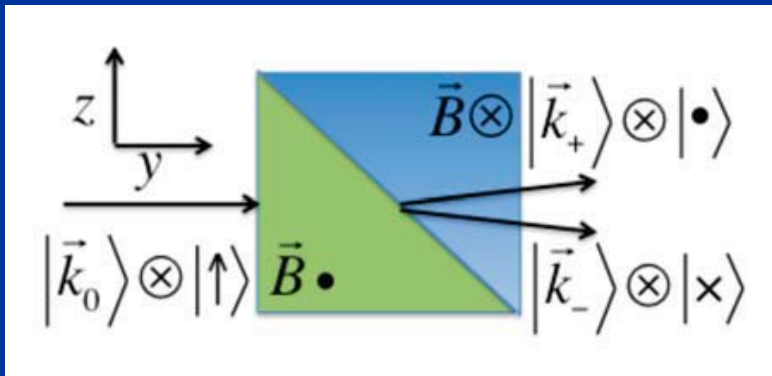
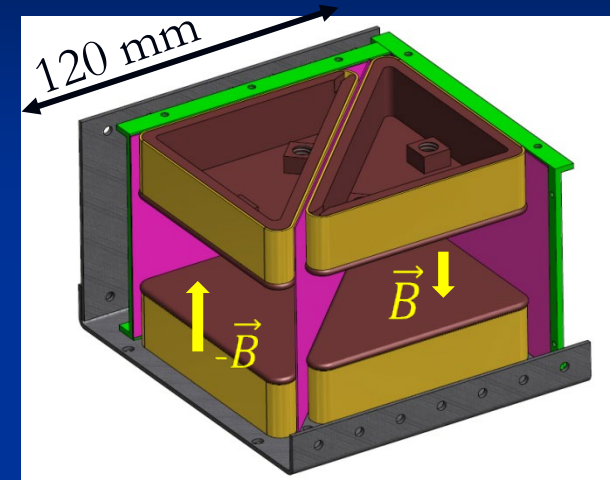


Neutron spin orientations

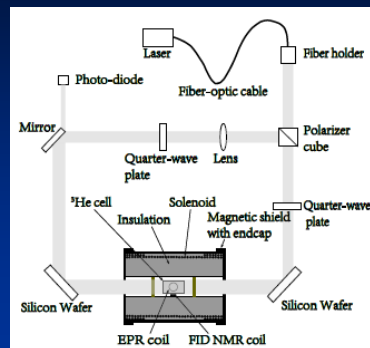

See Li et al. Rev. Sci. Inst. **86**, 023902 (2014), Li and Pynn, J. Appl. Cryst, **47**,1849 (2014) & perspective by F. Mezei, J. Appl. Cryst **47**,1807 (2014)

HTS Magnetic Wollaston Prisms

- (Quantum View) A neutron WP acts as a birefringent medium for neutrons. It allows one to entangle the neutron spin with either momentum or position:
 - Introduction of entangled spin states into neutron scattering



SESAME Instrument

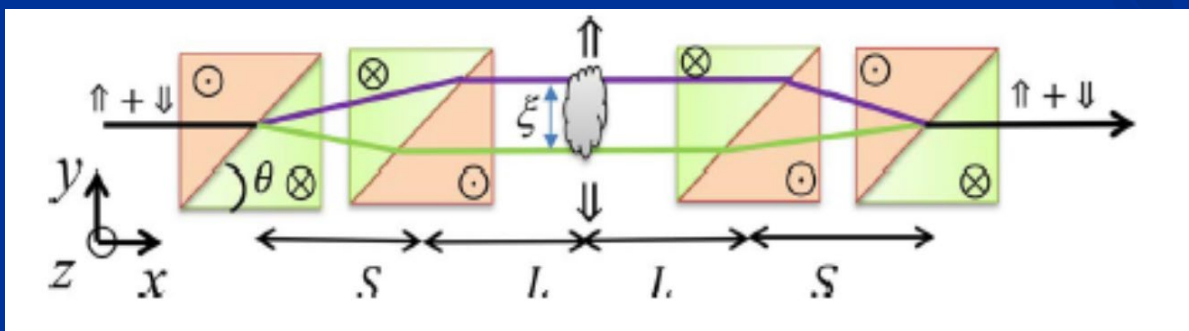


On-line ^3He polarization (SEOP) analysis

S. R. Parnell et al., Rev. Sci. Inst. (2015)

$$P_s(\xi)/P_o(\xi) = \exp(\Sigma_t[G(\xi)-1])$$

Real space correlations are determined directly from measuring the normalized polarization of the outgoing beam.



$$\xi = cBS\lambda^2 B \cot(\theta) ; c = 2.476 \times 10^{14} \text{ T}^{-1} \text{ m}^{-2}$$

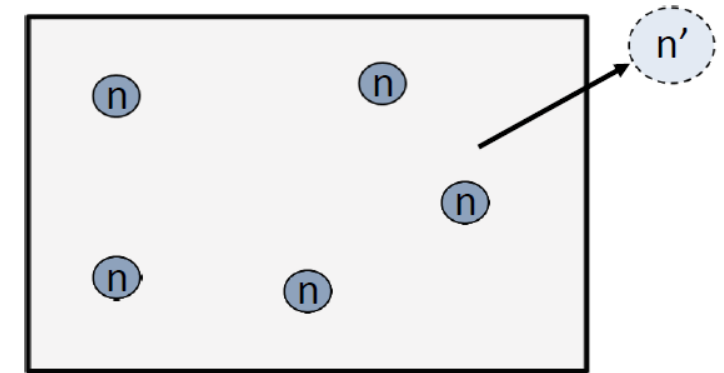
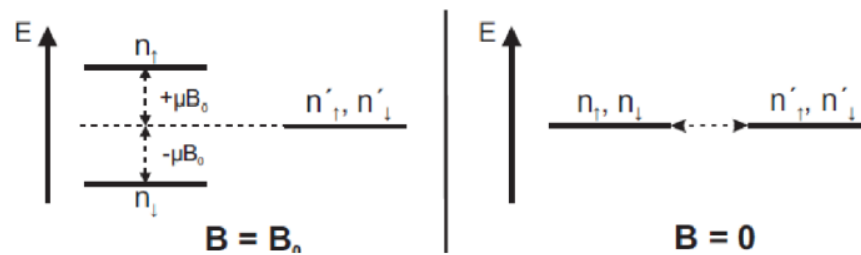
$$\xi = 30 \text{ nm at } \lambda = 0.5 \text{ nm, } B = 1 \text{ mT, } S = 0.5 \text{ m}$$



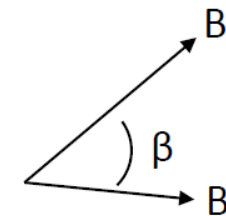
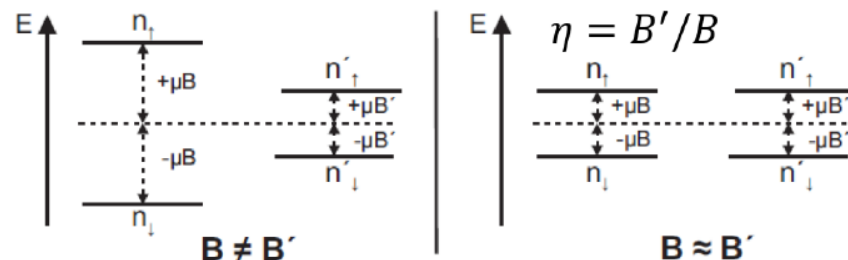
Search for $n \rightarrow n'$ with UCN

- Search for anomalous disappearance of UCN vs magnetic field with storage time measurements: two “channels” for searches

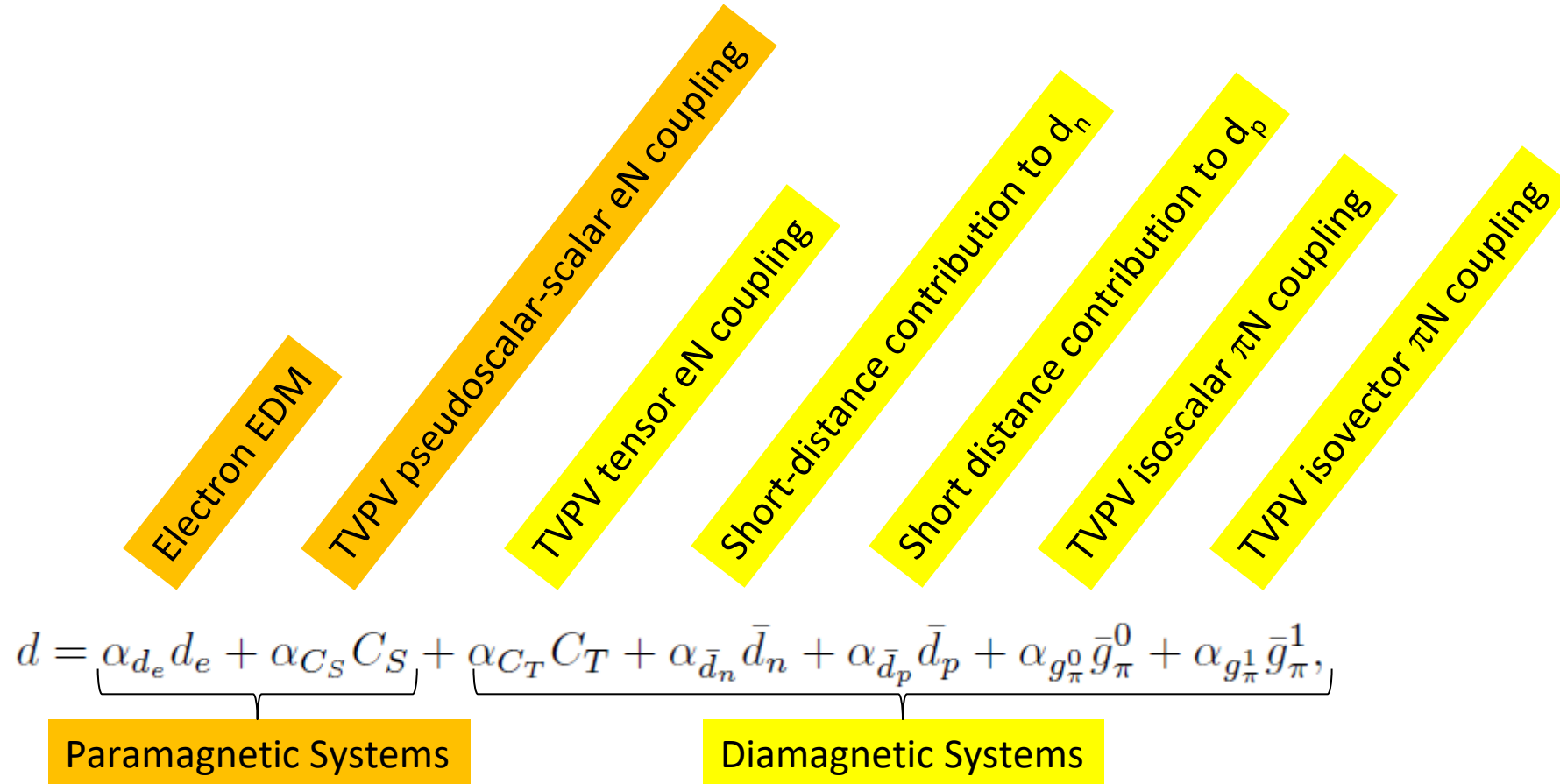
- Ratio $E_B(t_s) = \frac{N_b(t_s) + N_{-b}(t_s)}{N_B(t_s) + N_{-B}(t_s)} - 1 = \frac{t_s}{\langle t_f \rangle} \frac{\eta^2(3-\eta^2)}{2\omega'^2\tau_{nn'}^2(1-\eta^2)^2}$



- Asymmetry $A_B(t_s) = \frac{N_B(t_s) - N_{-B}(t_s)}{N_B(t_s) + N_{-B}(t_s)} - 1 = \frac{t_s}{\langle t_f \rangle} \frac{\eta^3 \cos \beta}{\omega^2 \tau_{nn'}^2 (1-\eta^2)^2}$



Atomic and Nuclear EDM



T. Chupp, M. Ramsey-Musolf, Phys. Rev. **C91** 035502 (2015)

PHASE SPACE IN ELECTRON EDM

